

**PENNIES FOR CHARITY**  
**WHERE YOUR MONEY GOES**

---

**TELEMARKETING BY  
PROFESSIONAL FUND RAISERS**



**NEW YORK STATE DEPARTMENT OF LAW  
CHARITIES BUREAU**

ANDREW M. CUOMO  
ATTORNEY GENERAL  
December 2005

**HUMANEWATCH.ORG**

# PENNIES FOR CHARITY - 2005

Americans are extraordinarily generous. It is estimated that this year they will donate over \$240 billion to charity. Those contributions support our schools, hospitals, and cultural institutions, medical research, assistance to the poor and so much more. In the past year we have seen an extraordinary outpouring of generosity in response to the tsunami in South Asia, the Gulf Coast hurricanes and the earthquake in Pakistan. Contributors rightly expect - and deserve - assurance that their donations will be used to benefit the people and the programs served by the charities to which they donate their hard-earned dollars. In this time of so many accounting and governance scandals, there is heightened concern about how funds are managed in both the for-profit and nonprofit sectors.

*Pennies for Charity*, New York Attorney General Eliot Spitzer's annual report of telemarketing campaigns in New York, is prepared to show members of the public how much of the money they contribute in response to telemarketers' solicitation actually supports charitable programs. *Pennies for Charity* may be used by contributors to decide which charities they wish to support. In addition, charitable organizations may consult this report -- before, during or after engaging professional fundraisers -- to evaluate the fundraisers performance. This year's report is based on financial reports filed by professional fundraisers for campaigns conducted during 2004.

## FINDINGS

A total of \$170.6 million was raised on behalf of 440 charities in 2004 by the 555 telemarketing campaigns covered in this report. The \$170.6 million includes funds raised in New York and other states during telemarketing campaigns conducted on behalf of charitable organizations registered to solicit contributions in New York. Charities retained \$63.5 million, or 37.24 percent, of the funds raised by telemarketers registered to solicit contributions in New

York in 2004.<sup>1</sup> While some of the charities received more, many received much less than 37.24 percent, and some received nothing at all. The remainder - \$107.1 million - was paid to the fundraisers for fees and/or used to cover the costs of conducting the campaigns.

The following table shows the distribution of the funds raised in the 555 telemarketing campaigns of 2004, arranged according to percentage of funds retained by charity.

Percent to Charity	Number of Campaigns	Percent of Campaigns	Gross Amount Raised	Percent of Total Funds Raised	Net Amount Received	Percent of Total Net Amount
90-100%	1	0.18%	\$1,450,781.57	0.85%	\$1,359,347.47	2.14%
80-89%	5	0.90%	\$292,401.33	0.17%	\$240,083.86	0.38%
70-79%	24	4.32%	\$17,952,272.35	10.52%	\$13,508,783.44	21.27%
60-69%	35	6.31%	\$14,408,756.58	8.45%	\$9,027,517.84	14.21%
50-59%	72	12.97%	\$18,043,928.92	10.58%	\$9,840,456.64	15.49%
40-49%	55	9.91%	\$22,797,984.28	11.38%	\$9,945,537.10	15.66%
30-39%	115	20.72%	\$21,183,283.64	12.42%	\$7,298,520.17	15.82%
20-29%	133	23.96%	\$33,344,095.47	19.55%	\$8,182,975.57	12.88%
10-19%	70	12.61%	\$28,080,034.13	16.46%	\$4,037,661.90	14.68%
Below 10%*	45	8.11%	\$13,028,427.63	7.64%	\$82,710.68	0.13%
<b>TOTAL</b>	<b>555</b>	<b>100.00%</b>	<b>\$170,581,965.90</b>	<b>100.00%</b>	<b>\$63,523,594.67</b>	<b>100.00%</b>

Please Note -

\* In 23 telemarketing campaigns, the campaign apparently resulted in a loss to the charity. This can occur when the fundraising contract does not guarantee the charity a specific dollar amount or specific percentage of the gross receipts or when the contract does not hold the charity harmless for expenses/fees that exceed the gross amount contributed.

---

<sup>1</sup> In 2003, a total of \$187.4 million was raised via 592 telemarketing campaigns, with \$63.1 million, or 33.67 percent, retained by the charitable organizations.

## HOW THIS REPORT WAS PREPARED

The data in this report was obtained from financial reports filed with the Attorney General's Charities Bureau by professional fundraisers that conducted telemarketing campaigns on behalf of charitable organizations during 2004.<sup>2</sup> The filings are either final reports submitted after completion of a telemarketing campaign or interim reports submitted annually for campaigns conducted for a period longer than one year.<sup>3</sup> The filed reports are signed by both the professional fundraiser and the contracting charitable organization. All of the charities listed in the report conducted telemarketing fundraising campaigns in New York State.<sup>4</sup> The figures reported reflect the total amount of money solicited and are not limited to New Yorkers' contributions.

The report consists of seven tables. Table 1 lists the charitable organizations in alphabetical order, the professional fundraisers that conducted each organization's telemarketing campaign, the geographical location of each soliciting charity, the total amount raised in each campaign, the amount each charity retained, the amount of uncollected pledges and the percentage of the total raised that each charity retained.

Table 2 contains the same information as Table 1, with the professional fundraisers listed first, in alphabetical order. Table 3 contains the same information as Tables 1 and 2, arranged in

---

<sup>2</sup> Registration of professional fundraisers is required by Article 7-A of New York State's Executive Law. Registration should not be construed as approval and/or endorsement by the Attorney General of any professional fundraiser or the accuracy and/or completeness of the information contained in any financial report filed with the Charities Bureau.

<sup>3</sup> Data from interim reports is in italics. Readers should be aware that the final figures and ratios may change when a campaign has been completed and all income and expenses are reported.

<sup>4</sup> Information for an additional 5 telemarketing campaigns conducted during 2004 had not been submitted prior to the date of publication of this report.

descending order by the percentage of the total amount raised that was retained by the charitable organizations. Table 4 contains the same information presented in the other tables, arranged according to geographical location of the charitable organizations.<sup>5</sup>

Table 5, a new table added this year, reports the total amount raised by each of the 440 charities for all telemarketing campaigns conducted in 2004. Table 5 presents, in descending order, the amount retained by each charity as a percentage of the total amount raised.

Table 6 includes the name of each of 94 professional fundraisers and information concerning the total amount raised by each and the total amount that was retained by the client charities of each. Table 6 presents the percentage amount retained by charity in descending order starting with the fundraiser whose clients retained the largest percentage of funds.

Table 7 contains contact information for the professional fundraisers. Table 8 contains information concerning charitable organizations that appear in this report but have failed to file timely or complete annual reports for at least one fiscal year prior to 2004 and, therefore, are no longer registered to solicit contributions from New Yorkers.<sup>6</sup>

Pledges that have not yet been paid to a charity are not reported as part of the total amount raised, but are reported in a separate column in each table.<sup>7</sup> In addition, contributions other than money are not included in this report.

---

<sup>5</sup> The areas included in each of the eight geographical areas are described below the graph labeled Locations Of Charities Conducting 2004 Telemarketing Campaigns.

<sup>6</sup> Section 172.5 of the Executive Law provides that a charity's registration is cancelled if it fails to file timely its annual financial report.

<sup>7</sup> An uncollected pledge is a promised contribution that the charity has not received by the date of filing of a professional fundraiser's financial report with the Charities Bureau. The charity may never receive uncollected pledges. In some telemarketing campaigns, a donor may agree to pay a specified dollar amount over a period of months or even years. Reports of such campaigns will often show a large amount in the "Uncollected Pledges" column and small amounts in the "Net To Charity" and "% To Charity" columns. In each table, a \$0.00 in the Uncollected Pledges column indicates that there were no uncollected pledges reported on the respective financial report or that there were no uncollected outstanding pledges by the date on which the fundraiser filed the report.

## CAVEATS

In reviewing the data in this report, the reader should keep in mind several factors that may affect fundraising costs. Identifying new donors may be more time consuming and thus more expensive than contacting prior contributors. An organization may conduct a telemarketing campaign simply to test-market new fundraising ideas without any certainty that its campaign will prove efficient and productive. An organization may also achieve goals other than raising funds - such as public education or recruitment of volunteers - at the same time that it is conducting a fundraising campaign. These and perhaps other benefits will not necessarily be reflected in the revenue received by the charity. A newly created charity or one advocating new programs or new ideas may experience greater fundraising costs without any certainty that its campaign will prove cost effective.

The reader should also keep in mind that amounts raised in a particular telemarketing campaign may represent only a small part of a charity's fundraising activity and, therefore, may not provide donors with a complete picture of a charity's overall fundraising. Donors are urged to review the entire annual financial report of a charity when considering whether to make a contribution and should not rely solely on this report when making such decisions.

## ADDITIONAL AVAILABLE INFORMATION

For any registered charity, the annual report may be obtained from the organization or the Charities Bureau.<sup>8</sup> Registration status information on charities may be accessed on Attorney General Spitzer's Internet site - [www.oag.state.ny.us/charities/search.html](http://www.oag.state.ny.us/charities/search.html) - which contains links to annual reports filed by these charities with the IRS. Potential contributors should review those reports and information received directly from charitable organizations before making a decision as to where to donate their hard-earned dollars.

Individuals considering making a contribution via a telemarketing appeal should ask the caller if he/she is employed by a professional fundraiser and is being paid to solicit contributions. The law requires that telemarketers disclose this information. Also, the telemarketer should be asked:

- What programs are conducted by the charity?
- How much of the charity's money will be used for charitable programs?
- How much does the telemarketer guarantee to the charity?

Contributors should also remember that they always have the option of contributing directly to a charity.

Potential contributors should review Attorney General Spitzer's pamphlet, *Tips on Charitable Giving - What You Should Know*, which is also available on the Attorney General's Internet site at [www.oag.state.ny.us/charities/chargive.pdf](http://www.oag.state.ny.us/charities/chargive.pdf).

In addition to studying this report, representatives of charitable organizations that are contemplating engaging a telemarketer or other fundraising are urged to read Attorney General

---

<sup>8</sup> A copy of a registered charity's most recently filed financial report may be obtained by writing to Eliot Spitzer, Attorney General of the State of New York, Attention: Charities Bureau - FOIL Section, 120 Broadway, 3<sup>rd</sup> Floor, New York, New York 10271 or by sending an email request to [charities.foil@oag.state.ny.us](mailto:charities.foil@oag.state.ny.us).

Spitzer's pamphlet, *Tips For Charities Raising Funds in New York State - Questions to Ask Before and After Signing A Contract With A Fund Raising Professional*, which – like the other pamphlets mentioned in this report – is posted on the Attorney General's Internet site:

[www.oag.state.ny.us/charities/charities.html](http://www.oag.state.ny.us/charities/charities.html). *Pennies for Charity* is also posted on the Internet site.

\* \* \*

The numerous natural disasters of the past year present an enormous challenge to all of us. Charities and the generous people who contribute to their causes have been called on to respond to new and expanding needs. We hope that this report will assist contributors and charities in deciding how best to carry out this vital mission.




# Results Of Telemarketing Campaigns In 2004

**Total Raised: \$170.6 Million**

## Amount Retained By Charity

**37.2%**

**\$63,523,595**



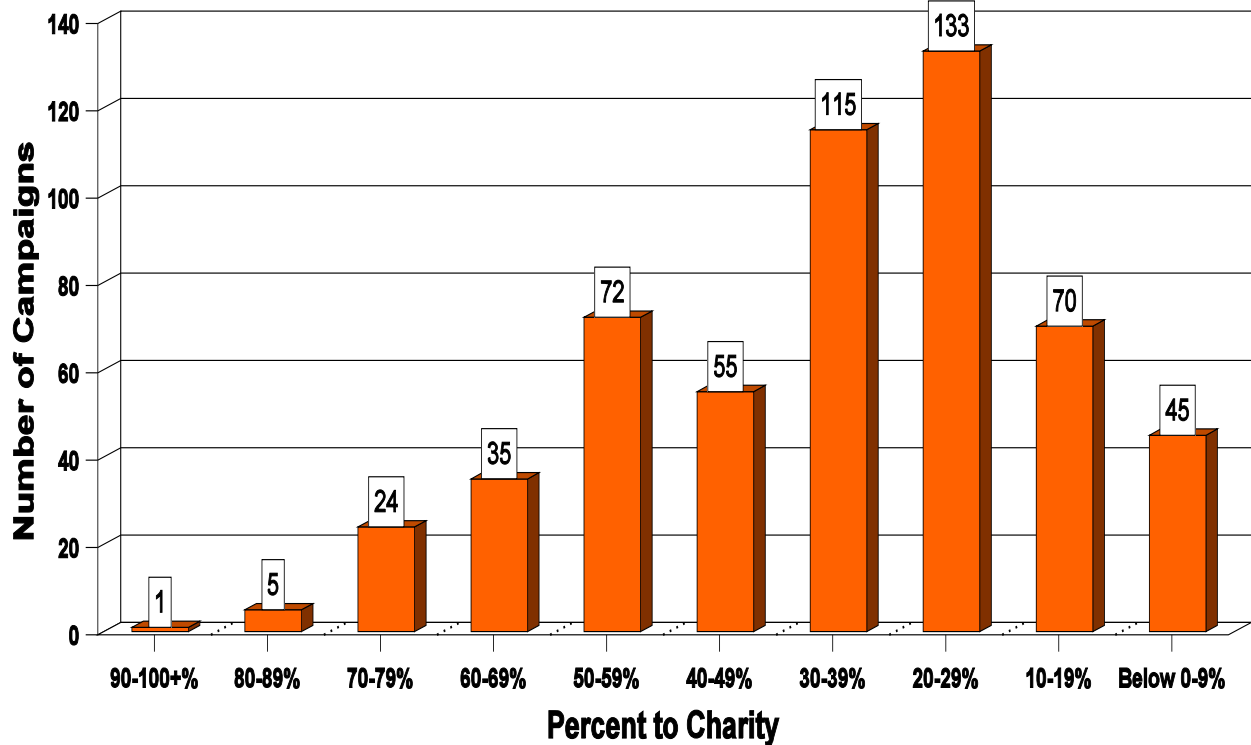
## Campaign Costs

**62.8%**

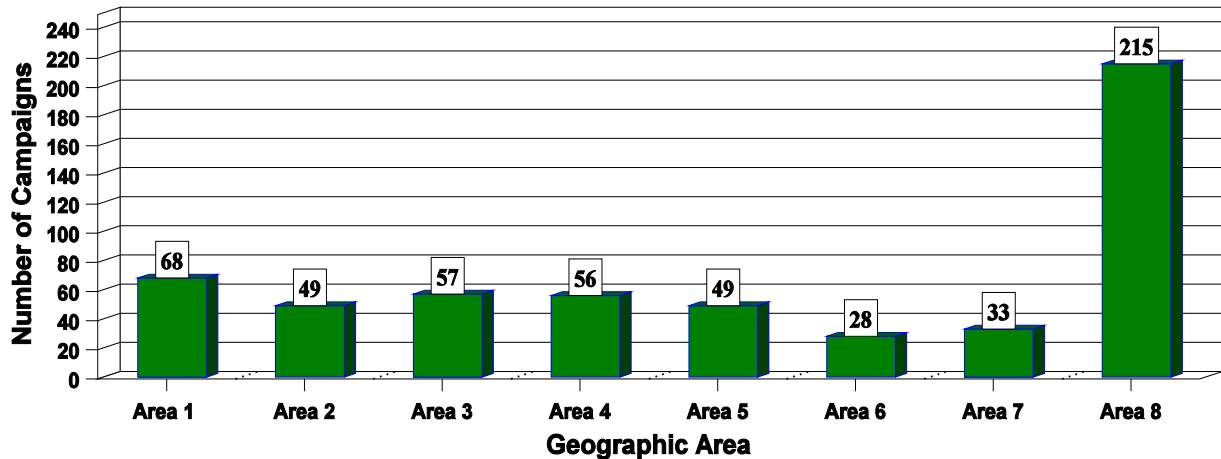
**\$107,058,371**

---

## Breakdown Of 2004 Telemarketing Campaigns By Percent Retained By Charity



## Locations Of Charities Conducting 2004 Telemarketing Campaigns

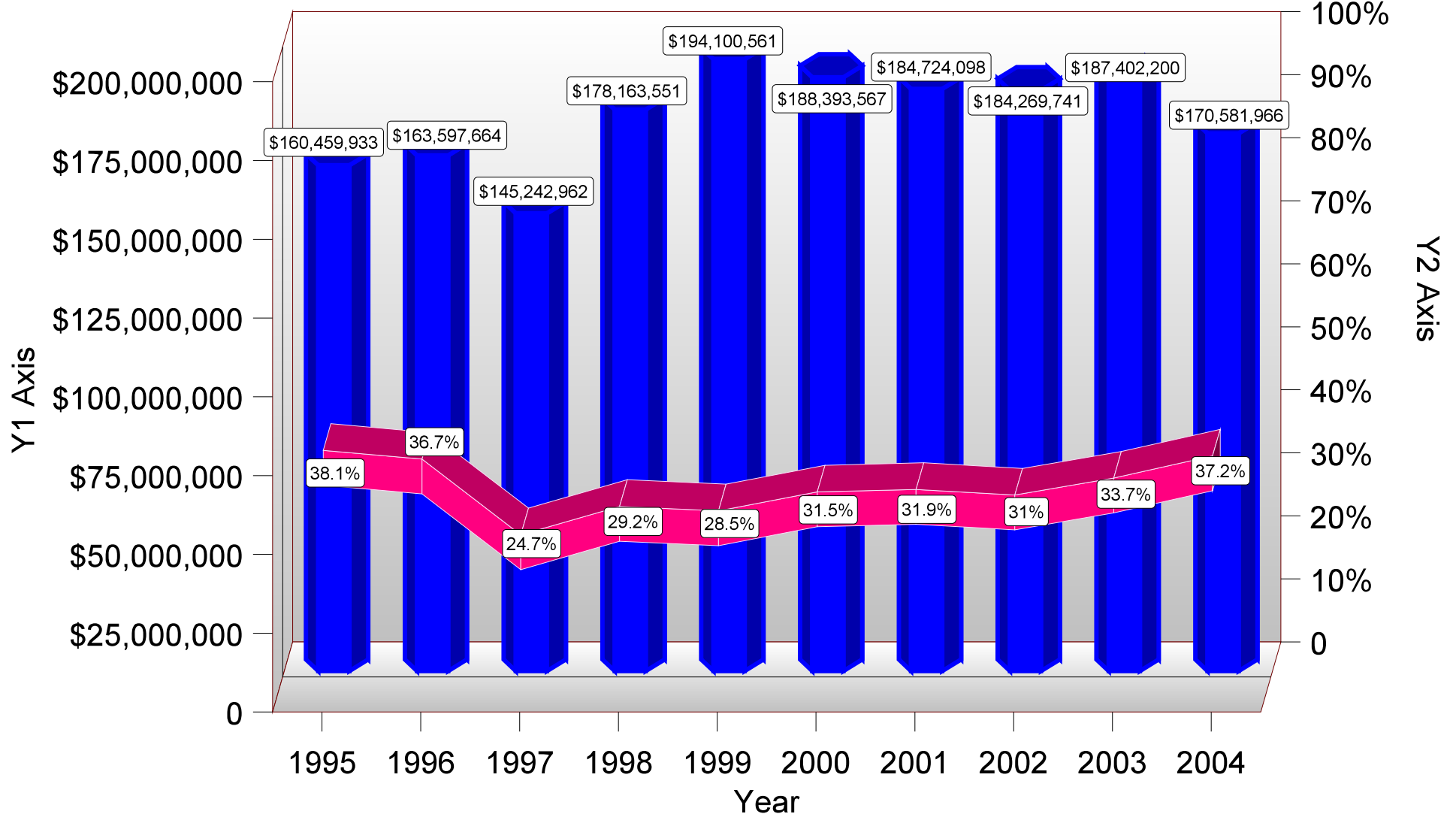


### GEOGRAPHIC AREA CODE

Based upon the address contained in documents filed with the Charities Bureau, each charitable organization listed in this report has been assigned to a particular geographic area. Following is a list of those geographic areas, the counties included in each, total gross dollars raised in the specified geographic area and the net amount received by charitable organizations located in the assigned geographic region:

<u>Area</u>	<u>Counties</u>	<u>Gross Amount Raised Per Geo Area</u>	<u>Net % To Charity Per Geo Area</u>
1 - New York City	Bronx, Kings, New York, Queens, Richmond, Staten Island	\$24,462,443.44	54.95%
2 - Long Island	Nassau, Suffolk	\$12,026,454.50	21.89%
3 - Lower Hudson Valley	Delaware, Dutchess, Orange, Putnam, Rockland, Sullivan, Ulster, Westchester	\$7,292,963.75	42.09%
4 - Capital District and Eastern Adirondacks	Albany, Clinton, Columbia, Essex, Franklin, Fulton, Greene, Hamilton, Montgomery, Rensselaer, Saratoga, Schenectady, Schoharie, Warren, Washington	\$7,587,029.86	34.53%
5 - Central NY and Western Adirondacks	Broome, Cayuga, Chenango, Cortland, Herkimer, Jefferson, Lewis, Madison, Oneida, Onondaga, Oswego, Otsego, St. Lawrence, Tioga, Tompkins	\$2,949,069.04	33.25%
6 - Rochester and Surrounding Region	Chemung, Livingston, Monroe, Ontario, Schuyler, Seneca, Steuben, Wayne, Yates	\$2,317,173.69	40.80%
7 - Western NY	Allegany, Cattaraugus, Chautauqua, Erie, Genesee, Niagara, Orleans, Wyoming	\$3,000,929.40	29.57%
8 - All Others	All locations outside New York State	\$110,945,902.22	35.10%

# 1995-2004 Comparison of Telemarketing Campaigns



■ Total Gross Receipts (Y1)

■ Net Percent Retained By Charity (Y2)

TABLE 1  
Charitable Organizations-  
Alphabetical Order  
2004 Telemarketing Campaigns

CHARITABLE ORGANIZATION	PROFESSIONAL FUND RAISER	GEO. AREA	GROSS RECEIPTS	NET TO CHARITY	UNCOLLECTED PLEDGES	% TO CHARITY
A Child's Fondest Wish Inc	All Star Productions (Messmore, Barbara)	8	\$23,100.00	\$4,620.00	\$8,210.00	20.00%
Adirondack Council Inc	Share Group Inc	4	\$62,424.00	\$40,299.00	\$0.00	64.56%
Adirondack Historical Association (Adirondack Museum)	Phoenix Resource Group Inc	4	\$47,510.00	\$17,594.79	\$18,775.00	37.03%
<i>Aeneas McDonald Police Benevolent Association</i>	<i>Vee Concepts of New York Inc</i>	6	<i>\$67,934.00</i>	<i>\$23,776.90</i>	<i>\$0.00</i>	<i>35.00%</i>
African Wildlife Foundation	Infocision Management Corporation	8	\$31,106.00	\$6,510.00	\$0.00	20.93%
African Wildlife Foundation	Public Interest Communications Inc	8	\$10,585.00	(\$4,255.00)	\$10,595.00	-40.20%
AFS USA Inc	Share Group Inc	1	\$198,614.00	\$130,493.00	\$0.00	65.70%
AIDS Rochester Inc	Marketing Squad Inc	6	\$170,916.00	\$34,183.00	\$0.00	20.00%
<i>Albany County Deputy Sheriffs Police Benevolent Association</i>	<i>Nordel Publishing Inc</i>	4	<i>\$16,252.00</i>	<i>\$5,688.20</i>	<i>\$0.00</i>	<i>35.00%</i>
<i>Albany County Sheriff's Union #775 AFSCME</i>	<i>Stage Door Music Productions Inc</i>	4	<i>\$171,521.43</i>	<i>\$40,000.00</i>	<i>\$0.00</i>	<i>23.32%</i>
<i>Albion Emergency Squad Inc</i>	<i>Spotlight Music Productions Inc</i>	7	<i>\$38,030.00</i>	<i>\$9,689.00</i>	<i>\$0.00</i>	<i>25.48%</i>
<i>Allegany County Deputy Sheriffs Association</i>	<i>Event Marketing (Narde, James E)</i>	7	<i>\$51,687.27</i>	<i>\$18,090.54</i>	<i>\$0.00</i>	<i>35.00%</i>
Alliance Defense Fund	Infocision Management Corporation	8	\$275.00	\$115.50	\$0.00	42.00%
<i>America's Athletes With Disabilities Inc</i>	<i>Contract Communications Inc</i>	8	<i>\$443,030.00</i>	<i>\$75,315.00</i>	<i>\$152,038.00</i>	<i>17.00%</i>
America's Athletes With Disabilities Inc	Heritage Company Inc (The)	8	\$363,538.36	\$81,082.02	\$298,948.24	22.30%
American Association of State Troopers Inc	Safety Publications Inc	8	\$705,905.91	\$141,181.18	\$50,000.00	20.00%
<i>American Association of the Deaf-Blind</i>	<i>Heritage Company Inc (The)</i>	8	<i>\$1,455,940.12</i>	<i>\$392,214.05</i>	<i>\$596,096.46</i>	<i>26.94%</i>
<i>American Breast Cancer Foundation Inc</i>	<i>Royalty Services Inc</i>	8	<i>\$63,468.00</i>	<i>\$9,520.20</i>	<i>\$0.00</i>	<i>15.00%</i>
American Center for Law & Justice Inc	Infocision Management Corporation	8	\$3,173,936.58	\$2,443,931.17	\$0.00	77.00%
American Civil Liberties Union	Public Interest Communications Inc	1	\$387,049.00	\$114,228.00	\$43,167.00	29.51%
American Civil Liberties Union	Telefund Inc	1	\$106,753.24	(\$84,833.30)	\$1,145,283.76	-79.47%
<i>American Council of the Blind Inc</i>	<i>Integral Resources Inc</i>	8	<i>\$541,191.15</i>	<i>\$135,996.00</i>	<i>\$222,549.44</i>	<i>25.13%</i>
<i>American Council of the Blind Inc</i>	<i>Integral Resources Inc</i>	8	<i>\$114,903.83</i>	<i>\$0.00</i>	<i>\$83,454.26</i>	<i>0.00%</i>

DATA OBTAINED FROM INTERIM AND CLOSING STATEMENTS FILED BY PROFESSIONAL FUND RAISERS

CHARITABLE ORGANIZATION	PROFESSIONAL FUND RAISER	GEO. AREA	GROSS RECEIPTS	NET TO CHARITY	UNCOLLECTED PLEDGES	% TO CHARITY
<i>American Diabetes Association Inc</i>	<i>A. D. P. Publications Inc</i>	8	\$118,846.00	\$26,470.00	\$0.00	22.27%
American Diabetes Association Inc	Infocision Management Corporation	8	\$977,740.12	\$549,745.99	\$0.00	56.23%
American Farmland Trust	Share Group Inc	8	\$95,305.00	\$15,895.00	\$0.00	16.68%
American Foundation for AIDS Research (AMFAR)	Facter Direct Ltd	1	\$87,526.00	\$43,155.00	\$52,754.00	49.31%
American Foundation for AIDS Research (AMFAR)	Share Group Inc	1	\$192,830.00	\$102,796.00	\$0.00	53.31%
<i>American Foundation for Disabled Children Inc</i>	<i>Campaign Center Inc (The)</i>	1	\$11,100.00	\$2,220.00	\$0.00	20.00%
American Heart Association	Infocision Management Corporation	8	\$1,302,052.99	\$799,266.99	\$0.00	61.39%
American Humane Association	Facter Direct Ltd	8	\$21,164.00	\$10,838.00	\$6,070.00	51.21%
American Institute for Cancer Research	Infocision Management Corporation	8	\$991,893.46	\$365,215.87	\$0.00	36.82%
American Legion Convention Corporation of Erie County New York 2004	Marketing Squad Inc	7	\$453,367.00	\$68,005.00	\$0.00	15.00%
American Leprosy Missions Inc	MDS Communications Corporation	8	\$82,742.00	\$52,215.00	\$21,790.00	63.11%
American Rivers Inc	Share Group Inc	8	\$69,593.00	\$26,000.00	\$0.00	37.36%
American Society for the Prevention of Cruelty to Animals	Facter Direct Ltd	1	\$3,030.00	\$1,083.00	\$2,960.00	35.74%
American Society for the Prevention of Cruelty to Animals	Infocision Management Corporation	1	\$103,727.95	\$40,393.49	\$0.00	38.94%
American Society for the Prevention of Cruelty to Animals	Outreach Associates Inc	1	\$164,262.00	\$96,040.00	\$0.00	58.47%
American Society for the Prevention of Cruelty to Animals	Share Group Inc	1	\$82,686.00	\$41,091.00	\$0.00	49.70%
American Society for the Prevention of Cruelty to Animals	Telefund Inc	1	\$1,034,191.00	\$343,593.70	\$387,258.00	33.22%
Amityville Fire Department	Tan Productions Inc	2	\$15,925.00	\$8,758.75	\$0.00	55.00%
Amityville Patrolmen's Benevolent Association Inc	Tan Productions Inc	2	\$33,990.00	\$16,995.00	\$0.00	50.00%
Amnesty International of the USA Inc	Public Interest Communications Inc	1	\$683,918.28	\$356,651.46	\$42,746.00	52.15%

DATA OBTAINED FROM INTERIM AND CLOSING STATEMENTS FILED BY PROFESSIONAL FUND RAISERS

CHARITABLE ORGANIZATION	PROFESSIONAL FUND RAISER	GEO. AREA	GROSS RECEIPTS	NET TO CHARITY	UNCOLLECTED PLEDGES	% TO CHARITY
Amnesty International of the USA Inc	Share Group Inc	1	\$155,506.00	\$116,369.00	\$0.00	74.83%
Amnesty International of the USA Inc	Telefund Inc	1	\$1,467,773.89	\$922,773.68	\$543,843.11	62.87%
Amsterdam Police Benevolent Association	Liberty Productions (Gity, Thomas J Jr)	4	\$32,176.00	\$11,662.00	\$815.00	36.24%
Anti-Defamation League of B'nai B'rith	Facter Direct Ltd	1	\$26,011.00	\$173.00	\$32,309.00	0.67%
Anti-Defamation League of B'nai B'rith	Facter Direct Ltd	1	\$951,347.00	\$336,573.00	\$482,767.00	35.38%
AOPA Air Safety Foundation Inc	Telefund Inc	8	\$793,048.00	\$464,312.00	\$205,964.00	58.55%
Appalachian Mountain Club	Share Group Inc	8	\$267,408.00	\$111,494.00	\$0.00	41.69%
Arthritis Foundation	Infocision Management Corporation	8	\$197,153.60	\$118,367.20	\$0.00	60.04%
<i>Association for Firefighters and Paramedics Inc</i>	<i>New Liberty Promotions Inc</i>	8	<i>\$315,678.25</i>	<i>\$31,567.83</i>	<i>\$0.00</i>	<i>10.00%</i>
<i>Association for Firefighters and Paramedics Inc</i>	<i>TCB Enterprises Inc</i>	8	<i>\$78,756.00</i>	<i>\$7,875.60</i>	<i>\$0.00</i>	<i>10.00%</i>
Association for Police and Sheriffs Inc	New Liberty Promotions Inc	8	\$14,240.83	\$1,424.08	\$0.00	10.00%
Association of Fire Police of St Lawrence County	Stage Door Music Productions Inc	5	\$31,644.00	\$5,067.10	\$0.00	16.01%
<i>Association of Graduates of the US Military Academy</i>	<i>IDC Ltd</i>	3	<i>\$1,450,781.57</i>	<i>\$1,359,347.47</i>	<i>\$662,545.35</i>	<i>93.70%</i>
Association of Graduates of the US Military Academy	IDC Ltd	3	\$234,844.38	\$176,059.63	\$967,180.62	74.97%
Auburn Police Local #195	Vee Concepts of New York Inc	5	\$71,285.00	\$28,514.00	\$0.00	40.00%
B'nai B'rith (B'nai B'rith International)	Telefund Inc	8	\$191,164.00	\$101,530.99	\$46,781.00	53.11%
<i>Badge and Shield Club Inc</i>	<i>Campaign Headquarters Inc</i>	7	<i>\$115,837.00</i>	<i>\$37,068.00</i>	<i>\$0.00</i>	<i>32.00%</i>
Batavia Police Benevolent Association	Niagara Frontier Advertising Associates Inc	7	\$17,135.00	\$8,750.00	\$1,480.00	51.07%
<i>Bath Police Benevolent Association</i>	<i>Event Marketing (Narde, James E)</i>	6	<i>\$26,832.00</i>	<i>\$9,391.20</i>	<i>\$0.00</i>	<i>35.00%</i>
Bath Police Benevolent Association	Event Marketing (Narde, James E)	6	\$31,035.00	\$10,862.25	\$0.00	35.00%
Bethlehem Police Benevolent Association Inc	Nordel Publishing Inc	4	\$52,611.00	\$28,936.05	\$0.00	55.00%
Betty Ford Center at Eisenhower	Advantage Fund-Raising Consulting Inc	8	\$110,560.75	\$40,925.75	\$0.00	37.02%
<i>Bi-County Helpline for Abuse Against Women &amp; Children</i>	<i>Mure Associates Inc</i>	2	<i>\$162,648.00</i>	<i>\$32,529.60</i>	<i>\$0.00</i>	<i>20.00%</i>

DATA OBTAINED FROM INTERIM AND CLOSING STATEMENTS FILED BY PROFESSIONAL FUND RAISERS

CHARITABLE ORGANIZATION	PROFESSIONAL FUND RAISER	GEO. AREA	GROSS RECEIPTS	NET TO CHARITY	UNCOLLECTED PLEDGES	% TO CHARITY
Big Flats Masonic Lodge #378	Theodore Productions Inc	6	\$14,947.58	\$1,499.32	\$2,024.42	10.03%
Binghamton Police Benevolent Association	Northeastern Advertising (Morgan, William J)	5	\$80,756.00	\$40,378.00	\$0.00	50.00%
<i>Binghamton Police Supervisors Association Inc</i>	<i>Northeastern Advertising (Morgan, William J)</i>	5	<i>\$17,315.00</i>	<i>\$8,657.50</i>	<i>\$0.00</i>	<i>50.00%</i>
Boston Ballet Inc	MKTG TeleServices Inc	8	\$487,612.00	\$307,439.00	\$84,377.00	63.05%
Brady Campaign to Prevent Gun Violence	Public Interest Communications Inc	8	\$540,391.00	\$280,291.53	\$135,874.00	51.87%
Brady Campaign to Prevent Gun Violence	Share Group Inc	8	\$587,758.00	\$357,168.00	\$0.00	60.77%
Brady Campaign to Prevent Gun Violence	Telefund Inc	8	\$158,025.00	\$97,776.50	\$23,144.00	61.87%
Brady Center to Prevent Gun Violence	Public Interest Communications Inc	8	\$81,763.00	\$59,208.67	\$0.00	72.42%
Bread for the World Inc	Share Group Inc	8	\$293,764.00	\$132,557.00	\$0.00	45.12%
Breast Cancer Assistance Fund	All Star Productions (Messmore, Barbara)	8	\$21,470.00	\$4,294.00	\$9,500.00	20.00%
Broome County Humane Society and Relief Association	Northeastern Advertising (Morgan, William J)	5	\$67,505.77	\$20,251.73	\$27,670.00	30.00%
<i>Buffalo Fine Arts Academy</i>	<i>ComNet Marketing Group Inc</i>	7	<i>\$12,449.00</i>	<i>\$7,179.67</i>	<i>\$0.00</i>	<i>57.67%</i>
Buffalo Philharmonic Orchestra Society Inc	DCM Inc	7	\$353,796.00	\$169,708.00	\$0.00	47.97%
Buffalo Police Benevolent Association Inc	Campaign Headquarters Inc	7	\$180,877.00	\$67,829.00	\$0.00	37.50%
Buffalo Police Benevolent Association Inc	Campaign Headquarters Inc	7	\$92,370.00	\$21,245.00	\$0.00	23.00%
Cal Farley's Boys Ranch	Infocision Management Corporation	8	\$4,756.00	(\$1,887.69)	\$0.00	-39.69%
Cancer Center for Detection and Prevention (f/k/a Pacific West Cancer Fund)	Bee LC	8	\$289,857.11	\$28,234.19	\$188,147.89	9.74%
Cancer Fund of America Inc	Barry E Schmoyer & Associates Inc	8	\$28,488.00	\$4,273.20	\$81,827.00	15.00%
<i>Cancer Fund of America Inc</i>	<i>Bee LC</i>	8	<i>\$241,254.94</i>	<i>\$10,936.86</i>	<i>\$122,226.06</i>	<i>4.53%</i>
<i>Cancer Fund of America Inc</i>	<i>Civic Development Group LLC</i>	8	<i>\$3,868,117.00</i>	<i>\$483,997.00</i>	<i>\$0.00</i>	<i>12.51%</i>
<i>Cancer Recovery Foundation of America</i>	<i>Contract Communications Inc</i>	8	<i>\$1,858,061.00</i>	<i>\$371,612.00</i>	<i>\$841,867.00</i>	<i>20.00%</i>
Cancer Recovery Foundation of America	Reese Teleservices Inc	8	\$127,345.00	\$6,302.00	\$286,648.00	4.95%
Caring For Our Children Foundation	Midwest Publishing-DN Inc	8	\$96,661.43	\$9,666.14	\$0.00	10.00%

DATA OBTAINED FROM INTERIM AND CLOSING STATEMENTS FILED BY PROFESSIONAL FUND RAISERS



CHARITABLE ORGANIZATION	PROFESSIONAL FUND RAISER	GEO. AREA	GROSS RECEIPTS	NET TO CHARITY	UNCOLLECTED PLEDGES	% TO CHARITY
Carnegie Hall Society Inc	MKTG TeleServices Inc	1	\$2,618,624.15	\$1,974,907.59	\$235,591.00	75.42%
Carnegie Hall Society Inc	SD&A Teleservices Inc	1	\$276,027.00	\$210,712.49	\$215.00	76.34%
<i>Cayuga Club Police Benevolent Association Inc</i>	<i>Spotlight Music Productions Inc</i>	7	<i>\$57,710.00</i>	<i>\$17,314.00</i>	<i>\$0.00</i>	<i>30.00%</i>
Cayuga County Deputy Sheriff's Benevolent Association	Event Marketing (Narde, James E)	5	\$38,100.00	\$16,002.00	\$0.00	42.00%
<i>Cayuga County Deputy Sheriff's Benevolent Association</i>	<i>Event Marketing (Narde, James E)</i>	5	<i>\$45,022.50</i>	<i>\$18,909.45</i>	<i>\$0.00</i>	<i>42.00%</i>
Center for Science in the Public Interest	Donor Services Group LLC	8	\$9,975.00	\$7,744.00	\$19,525.00	77.63%
Center for Victims of Torture	Share Group Inc	8	\$70,544.00	\$35,076.00	\$0.00	49.72%
Central New York Firemens Association Inc	Royalty Services Inc	5	\$17,547.00	\$12,500.00	\$0.00	71.24%
Central Square Recreation Baseball League Inc	Municipal Marketing (Forsyth, David)	5	\$27,380.00	\$9,583.00	\$0.00	35.00%
Cheektowaga Police Captains and Lieutenants Association	Niagara Frontier Advertising Associates Inc	7	\$19,815.77	\$17,000.00	\$870.00	85.79%
<i>Cheektowaga Police Club Inc</i>	<i>Niagara Frontier Advertising Associates Inc</i>	7	<i>\$45,370.00</i>	<i>\$13,850.00</i>	<i>\$3,125.00</i>	<i>30.53%</i>
Chemung County Corrections Officers Local #3978	Northeastern Advertising (Morgan, William J)	6	\$7,680.00	\$3,840.00	\$0.00	50.00%
Chemung County Corrections Officers Local #3978	Northeastern Advertising (Morgan, William J)	6	\$30,190.00	\$15,095.00	\$0.00	50.00%
<i>Chemung County Deputy Sheriffs Association</i>	<i>Event Marketing (Narde, James E)</i>	6	<i>\$58,493.00</i>	<i>\$24,567.06</i>	<i>\$0.00</i>	<i>42.00%</i>
Chemung County Emergency Protective Inc	Northeastern Advertising (Morgan, William J)	6	\$9,895.00	\$2,968.50	\$0.00	30.00%
Chesapeake Bay Foundation Inc	Share Group Inc	8	\$248,553.00	\$114,032.00	\$0.00	45.88%
<i>Childhood Leukemia Foundation Inc</i>	<i>LAS LLC</i>	8	<i>\$529,315.00</i>	<i>\$88,643.00</i>	<i>\$0.00</i>	<i>16.75%</i>
Children International	Infocision Management Corporation	8	\$75,226.00	\$25,569.40	\$0.00	33.99%
Children International	Share Group Inc	8	\$76,609.00	\$9,265.00	\$0.00	12.09%
Children's Cancer Assistance Network	Dedicated Callers Enterprises (Sabo, Frank)	8	\$89,256.00	\$17,851.20	\$0.00	20.00%
<i>Children's Charity Fund Inc</i>	<i>All Star Productions (Messmore, Barbara)</i>	8	<i>\$985.00</i>	<i>\$197.00</i>	<i>\$1,850.00</i>	<i>20.00%</i>
Children's Charity Fund Inc	Caring People Enterprises Inc	8	\$133,225.42	\$26,645.09	\$0.00	20.00%
Children's Charity Fund Inc	Dedicated Callers Enterprises (Sabo, Frank)	8	\$38,774.00	\$7,754.80	\$0.00	20.00%

DATA OBTAINED FROM INTERIM AND CLOSING STATEMENTS FILED BY PROFESSIONAL FUND RAISERS

CHARITABLE ORGANIZATION	PROFESSIONAL FUND RAISER	GEO. AREA	GROSS RECEIPTS	NET TO CHARITY	UNCOLLECTED PLEDGES	% TO CHARITY
Children's Charity Fund Inc	Dedicated Callers Enterprises (Sabo, Frank)	8	\$5,932.00	\$1,186.40	\$0.00	20.00%
<i>Children's Wish Foundation International Inc</i>	<i>Heritage Company Inc (The)</i>	8	<i>\$3,568,269.01</i>	<i>\$1,001,384.75</i>	<i>\$2,122,239.96</i>	<i>28.06%</i>
Children's Wish Foundation International Inc	Reese Teleservices Inc	8	\$4,081,551.00	\$1,119,630.00	\$4,047,776.00	27.43%
Christian Advocates Serving Evangelism	Infocision Management Corporation	8	\$4,350,499.24	\$3,349,884.41	\$0.00	77.00%
Christian Appalachian Project Inc	Infocision Management Corporation	8	\$155,738.49	\$99,646.16	\$0.00	63.98%
Christian Appalachian Project Inc	Public Interest Communications Inc	8	\$264,579.63	\$150,743.48	\$8,321.96	56.97%
Christian Research Institute Inc	Infocision Management Corporation	8	\$679,322.00	\$542,605.00	\$0.00	79.87%
Church World Service Inc	Factor Direct Ltd	8	\$14,941.00	\$510.00	\$9,465.00	3.41%
Cicero Police Benevolent Association	JLD Marketing	5	\$8,645.00	\$4,855.00	\$0.00	56.16%
Cicero Police Benevolent Association	TD Marketing Inc	5	\$11,215.00	\$5,046.75	\$0.00	45.00%
Citizens Against Government Waste	Factor Direct Ltd	8	\$20,135.00	(\$2,786.00)	\$20,656.00	-13.84%
Citizens Against Government Waste	Tele-Response Center Inc	8	\$60.00	\$0.00	\$0.00	0.00%
City of White Plains Police Benevolent Association	JNK Enterprises Inc	3	\$90,195.00	\$36,078.00	\$0.00	40.00%
CNY Police Association Inc	JLD Marketing	5	\$10,504.00	\$5,464.50	\$0.00	52.02%
CNY Police Association Inc	TD Marketing Inc	5	\$10,520.00	\$5,260.00	\$0.00	50.00%
Co-op America Foundation Inc	Share Group Inc	8	\$115,029.00	\$31,733.00	\$0.00	27.59%
<i>Coalition Against Breast Cancer Inc</i>	<i>Campaign Center Inc (The)</i>	2	<i>\$728,866.00</i>	<i>\$145,775.00</i>	<i>\$0.00</i>	<i>20.00%</i>
Cohoes Police Officers Union Inc	Nordel Publishing Inc	4	\$16,483.00	\$7,417.35	\$0.00	45.00%
College Community Services Inc (Brooklyn Center for the Performing Arts)	DCM Inc	1	\$25,434.00	\$2,504.78	\$0.00	9.85%
Colonial Williamsburg Foundation	Factor Direct Ltd	8	\$251,643.00	\$140,672.00	\$141,907.00	55.90%
Colonie Police Benevolent Association Inc	Nordel Publishing Inc	4	\$76,414.00	\$25,768.95	\$0.00	33.72%
<i>Committee for Missing Children Inc</i>	<i>LAS LLC</i>	8	<i>\$408,220.00</i>	<i>\$41,135.00</i>	<i>\$0.00</i>	<i>10.08%</i>
Common Cause	Factor Direct Ltd	8	\$27,214.00	(\$3,702.00)	\$37,424.00	-13.60%

DATA OBTAINED FROM INTERIM AND CLOSING STATEMENTS FILED BY PROFESSIONAL FUND RAISERS

CHARITABLE ORGANIZATION	PROFESSIONAL FUND RAISER	GEO. AREA	GROSS RECEIPTS	NET TO CHARITY	UNCOLLECTED PLEDGES	% TO CHARITY
Common Cause	Public Interest Communications Inc	8	\$77,772.00	\$15,197.65	\$10,319.00	19.54%
Concerned Women for America	MDS Communications Corporation	8	\$1,845,856.00	\$762,404.00	\$696,671.00	41.30%
Connecticut Public Broadcasting Inc	Outreach Associates Inc	8	\$76,445.00	\$29,622.00	\$0.00	38.75%
Connecticut Public Broadcasting Inc	Outreach Associates Inc	8	\$110,476.00	\$36,516.00	\$0.00	33.05%
Connecticut Public Broadcasting Inc	Share Group Inc	8	\$50,534.00	\$30,103.00	\$0.00	59.57%
Consumers Union of United States Inc	Lester Inc	3	\$325,413.00	\$165,439.00	\$274,008.00	50.84%
Cooperative for Assistance and Relief Everywhere Inc (CARE)	Infocision Management Corporation	8	\$592,258.52	\$339,174.95	\$0.00	57.27%
Cooperative for Assistance and Relief Everywhere Inc (CARE)	MDS Communications Corporation	8	\$934,728.00	\$670,903.00	\$50,207.00	71.78%
Cornerstone Soup Kitchen & Food Pantry Inc	Royalty Services Inc	4	\$193,273.00	\$57,981.90	\$0.00	30.00%
<i>Correction Officers Benevolent Association of Rockland County Inc</i>	<i>National Benefit Company</i>	3	<i>\$78,002.00</i>	<i>\$27,482.20</i>	<i>\$0.00</i>	<i>35.23%</i>
Court Officers Benevolent Association of Nassau County	Tan Productions Inc	2	\$70,430.00	\$27,314.50	\$0.00	38.78%
Crime Prevention Association of Western New York Inc	Stage Door Music Productions Inc	7	\$16,105.07	\$5,049.20	\$0.00	31.35%
Croton Police Association	Community Services Inc	3	\$50,504.00	\$21,211.68	\$0.00	42.00%
<i>Cyprus Temple of the AAONMS of Albany New York</i>	<i>Royalty Services Inc</i>	4	<i>\$90,400.00</i>	<i>\$22,600.00</i>	<i>\$0.00</i>	<i>25.00%</i>
Cyprus Temple of the AAONMS of Albany New York	Royalty Services Inc	4	\$20,013.00	\$5,003.25	\$0.00	25.00%
Dazzle School of Visual and Performing Arts Inc	Caring People Enterprises Inc	6	\$64,578.00	\$16,144.50	\$0.00	25.00%
Declaration Alliance	MDS Communications Corporation	8	\$79,788.00	\$23,786.00	\$39,501.00	29.81%
<i>Defeat Diabetes Foundation Inc</i>	<i>All Star Productions (Messmore, Barbara)</i>	8	<i>\$20,991.00</i>	<i>\$5,247.75</i>	<i>\$10,100.00</i>	<i>25.00%</i>
<i>Defeat Diabetes Foundation Inc</i>	<i>Campaign Center Inc (The)</i>	8	<i>\$154,641.00</i>	<i>\$31,309.00</i>	<i>\$0.00</i>	<i>20.25%</i>
<i>Defeat Diabetes Foundation Inc</i>	<i>Caring People Enterprises Inc</i>	8	<i>\$168,275.97</i>	<i>\$33,655.19</i>	<i>\$0.00</i>	<i>20.00%</i>
<i>Defeat Diabetes Foundation Inc</i>	<i>Standard Call (The) (Sandone, Michael A)</i>	8	<i>\$7,405.00</i>	<i>\$1,641.00</i>	<i>\$0.00</i>	<i>22.16%</i>
Defenders of Wildlife Inc	Public Interest Communications Inc	8	\$606,140.00	\$123,796.20	\$33,418.00	20.42%

DATA OBTAINED FROM INTERIM AND CLOSING STATEMENTS FILED BY PROFESSIONAL FUND RAISERS

CHARITABLE ORGANIZATION	PROFESSIONAL FUND RAISER	GEO. AREA	GROSS RECEIPTS	NET TO CHARITY	UNCOLLECTED PLEDGES	% TO CHARITY
Defenders of Wildlife Inc	Share Group Inc	8	\$30,970.00	\$6,460.00	\$0.00	20.86%
Depew Police Benevolent Association Inc	Niagara Frontier Advertising Associates Inc	7	\$19,875.00	\$15,000.00	\$1,345.00	75.47%
Deputies Association of the County of Steuben	Event Marketing (Narde, James E)	6	\$58,690.00	\$26,410.50	\$0.00	45.00%
<i>Deputy Sheriff's Benevolent Association of Onondaga County Inc</i>	<i>Stage Door Music Productions Inc</i>	5	<i>\$147,074.00</i>	<i>\$30,993.16</i>	<i>\$0.00</i>	<i>21.07%</i>
Disabled Firefighters Fund	S & E Marketing Ltd	8	\$95,220.00	\$9,928.11	\$0.00	10.43%
<i>Disabled Veterans Associations</i>	<i>Civic Development Group LLC</i>	8	<i>\$1,950,653.00</i>	<i>\$243,993.00</i>	<i>\$0.00</i>	<i>12.51%</i>
<i>Disabled Veterans of America Inc-PFC Salvatore J Armato</i>	<i>Campaign Center Inc (The)</i>	2	<i>\$2,103.00</i>	<i>\$461.00</i>	<i>\$0.00</i>	<i>21.92%</i>
Doris Day Animal League	Public Interest Communications Inc	8	\$87,611.00	\$55,013.85	\$0.00	62.79%
Dutchess County Correction Officers Benevolent Association	Stage Door Music Productions Inc	3	\$118,439.00	\$23,687.80	\$0.00	20.00%
Earthjustice	Share Group Inc	8	\$125,039.00	\$44,558.00	\$0.00	35.64%
Earthjustice	Telefund Inc	8	\$204,183.00	\$104,395.65	\$58,291.00	51.13%
East Syracuse Police Benevolent Association	TD Marketing Inc	5	\$4,519.00	\$2,259.50	\$0.00	50.00%
East Syracuse Police Benevolent Association	TD Marketing Inc	5	\$26,026.00	\$11,711.70	\$0.00	45.00%
Eastchester Police Benevolent Association	JNK Enterprises Inc	3	\$60,390.00	\$18,117.00	\$0.00	30.00%
Easter Seals Inc	Infocision Management Corporation	8	\$271,987.00	(\$18,135.82)	\$0.00	-6.67%
<i>Eastridge Kiwanis Charitable Foundation Inc</i>	<i>Marketing Squad Inc</i>	6	<i>\$64,747.00</i>	<i>\$16,187.00</i>	<i>\$0.00</i>	<i>25.00%</i>
Elmira Heights Police Benevolent Association Inc	Event Marketing (Narde, James E)	6	\$44,853.00	\$17,044.14	\$0.00	38.00%
<i>Elmira New York Police Benevolent Association</i>	<i>Northeastern Advertising (Morgan, William J)</i>	6	<i>\$63,547.50</i>	<i>\$31,773.75</i>	<i>\$0.00</i>	<i>50.00%</i>
Elsmere Fire Company A Inc	Royalty Services Inc	4	\$46,610.00	\$17,500.00	\$0.00	37.55%
<i>Empire State Association of the Deaf Inc</i>	<i>Heritage Company Inc (The)</i>	7	<i>\$28,410.18</i>	<i>\$8,000.00</i>	<i>\$24,548.00</i>	<i>28.16%</i>
Empire State College Foundation	Lester Inc	4	\$100,350.00	\$44,012.00	\$54,639.00	43.86%
Endicott Police Benevolent Association Inc	Event Marketing (Narde, James E)	5	\$30,153.00	\$11,458.14	\$0.00	38.00%

DATA OBTAINED FROM INTERIM AND CLOSING STATEMENTS FILED BY PROFESSIONAL FUND RAISERS

CHARITABLE ORGANIZATION	PROFESSIONAL FUND RAISER	GEO. AREA	GROSS RECEIPTS	NET TO CHARITY	UNCOLLECTED PLEDGES	% TO CHARITY
<i>Enlisted Association of the New York National Guard</i>	<i>Heritage Company Inc (The)</i>	1	\$40,856.00	\$14,220.31	\$43,336.00	34.81%
Environmental Defense Inc	Public Interest Communications Inc	1	\$26,406.66	(\$3,494.60)	\$0.00	-13.23%
Environmental Defense Inc	Share Group Inc	1	\$609,189.00	\$326,485.00	\$0.00	53.59%
Environmental Defense Inc	Telefund Inc	1	\$108,477.70	\$68,895.91	\$0.00	63.51%
Epilepsy Foundation of America	Infocision Management Corporation	8	\$142,317.37	\$34,068.21	\$0.00	23.94%
Erie County Association of Chiefs of Police Inc	Campaign Headquarters Inc	7	\$117,969.50	\$16,000.00	\$0.00	13.56%
Family Research Council Inc	Infocision Management Corporation	8	\$56,754.00	(\$3,118.00)	\$0.00	-5.49%
Field Museum of Natural History	Factor Direct Ltd	8	\$110,205.00	\$59,990.00	\$91,705.00	54.43%
<i>Fire Victims Charitable Foundation Inc</i>	<i>Civic Development Group LLC</i>	8	<i>\$4,127,354.00</i>	<i>\$573,438.00</i>	<i>\$0.00</i>	<i>13.89%</i>
Fishkill Police Cadets Boy Scouts of America Post EP-49 (Town of Fishkill Police Cadets-Post EP-49)	Stage Door Music Productions Inc	3	\$48,407.00	\$8,229.19	\$0.00	17.00%
Food for the Hungry Inc	MDS Communications Corporation	8	\$321,183.00	\$219,978.00	\$87,700.00	68.49%
Food Pantries for the Capital District Inc	Capital District Callers Inc	4	\$244,764.00	\$146,858.40	\$0.00	60.00%
For Kids Sake Inc	Contract Communications Inc	8	\$78,781.00	\$7,878.00	\$8,370.00	10.00%
Foundation for National Progress	Telefund Inc	8	\$106,026.00	\$19,883.80	\$30,551.00	18.75%
Franklin County Deputy Sheriff's Association	Stage Door Music Productions Inc	4	\$47,470.20	\$14,000.00	\$0.00	29.49%
Fraternal Order of Police Broome County Lodge #99	Northeastern Advertising (Morgan, William J)	5	\$8,340.00	\$4,170.00	\$0.00	50.00%
<i>Fraternal Order of Police Empire State Lodge Inc</i>	<i>Civic Development Group LLC</i>	2	<i>\$3,559,053.00</i>	<i>\$822,565.00</i>	<i>\$0.00</i>	<i>23.11%</i>
<i>Freeport Police Benevolent Association</i>	<i>Tan Productions Inc</i>	2	<i>\$24,825.00</i>	<i>\$12,412.50</i>	<i>\$0.00</i>	<i>50.00%</i>
Fulton Police Benevolent Association	Badge Publications (Littlejohn, James N)	5	\$35,984.00	\$12,594.40	\$0.00	35.00%
Gay & Lesbian Alliance Against Defamation Inc (GLADD)	Share Group Inc	8	\$111,950.00	\$23,638.00	\$0.00	21.11%
Gay & Lesbian Alliance Against Defamation Inc (GLADD)	Telefund Inc	8	\$21,849.00	\$14,068.46	\$8,847.00	64.39%
Gay Mens Health Crisis Inc	Share Group Inc	1	\$312,986.00	\$180,178.00	\$0.00	57.57%

DATA OBTAINED FROM INTERIM AND CLOSING STATEMENTS FILED BY PROFESSIONAL FUND RAISERS

CHARITABLE ORGANIZATION	PROFESSIONAL FUND RAISER	GEO. AREA	GROSS RECEIPTS	NET TO CHARITY	UNCOLLECTED PLEDGES	% TO CHARITY
Glen Cove City Police Benevolent Association Inc	Tan Productions Inc	2	\$34,200.00	\$17,100.00	\$0.00	50.00%
Glens Falls Police Benevolent Association	Royalty Services Inc	4	\$31,584.00	\$9,598.50	\$0.00	30.39%
<i>Glenville Police Benevolent Association</i>	<i>Nordel Publishing Inc</i>	4	<i>\$38,706.00</i>	<i>\$17,417.70</i>	<i>\$0.00</i>	<i>45.00%</i>
God's Love We Deliver Inc	Share Group Inc	1	\$78,390.00	\$38,079.00	\$0.00	48.58%
<i>Greater Rochester Junior Chamber of Commerce Inc</i>	<i>Marketing Squad Inc</i>	6	<i>\$165,188.00</i>	<i>\$24,778.00</i>	<i>\$0.00</i>	<i>15.00%</i>
Greece Police Gold Badge Club	Stage Door Music Productions Inc	6	\$103,766.42	\$27,500.00	\$0.00	26.50%
Green Acres of Rochester NY Inc	Marketing Squad Inc	6	\$244,453.00	\$61,113.00	\$0.00	25.00%
Greenburgh Uniformed Firefighters Association Inc	S & M Enterprises Inc	3	\$61,085.00	\$18,325.50	\$550.00	30.00%
Greenpeace Inc	Donor Services Group LLC	8	\$15,135.00	\$11,511.00	\$21,153.00	76.06%
Greenpeace Inc	Facter Direct Ltd	8	\$223,904.00	\$56,965.00	\$260,545.00	25.44%
Groton Police Benevolent Association	Northeastern Advertising (Morgan, William J)	5	\$13,637.50	\$5,455.00	\$0.00	40.00%
<i>Haverstraw Police Athletic League Inc</i>	<i>Stage Door Music Productions Inc</i>	3	<i>\$98,664.45</i>	<i>\$16,772.96</i>	<i>\$0.00</i>	<i>17.00%</i>
<i>Heart Support of America Inc</i>	<i>Bee LC</i>	8	<i>\$199,496.34</i>	<i>\$36,768.52</i>	<i>\$72,693.66</i>	<i>18.43%</i>
Hempstead Police Benevolent Association Inc	Island Marketing Concepts Inc	2	\$252,235.00	\$63,058.75	\$0.00	25.00%
Heritage Foundation Inc (DC)	Facter Direct Ltd	8	\$765,419.00	\$87,062.00	\$547,528.00	11.37%
Herkimer County Sheriffs Department Association Inc	Liberty Productions (Gity, Thomas J Jr)	5	\$15,329.00	\$4,598.70	\$0.00	30.00%
Holt International Children's Service Inc	MDS Communications Corporation	8	\$77,903.00	\$52,095.00	\$16,554.00	66.87%
<i>Hope Cancer Fund</i>	<i>All Star Productions (Messmore, Barbara)</i>	8	<i>\$3,660.00</i>	<i>\$732.00</i>	<i>\$1,840.00</i>	<i>20.00%</i>
<i>Hope Cancer Fund</i>	<i>Caring People Enterprises Inc</i>	8	<i>\$61,435.11</i>	<i>\$13,372.52</i>	<i>\$0.00</i>	<i>21.77%</i>
<i>Hope Cancer Fund</i>	<i>Gelmar Ltd</i>	8	<i>\$56,113.00</i>	<i>\$11,222.00</i>	<i>\$0.00</i>	<i>20.00%</i>
<i>Horseheads Police Benevolent Association</i>	<i>Event Marketing (Narde, James E)</i>	6	<i>\$57,122.00</i>	<i>\$25,704.90</i>	<i>\$0.00</i>	<i>45.00%</i>
<i>Hudson Valley Volunteer Firemens Association</i>	<i>Royalty Services Inc</i>	3	<i>\$30,892.40</i>	<i>\$12,000.00</i>	<i>\$0.00</i>	<i>38.84%</i>
Human Rights Campaign Inc	Share Group Inc	8	\$1,089,281.00	\$442,677.00	\$0.00	40.64%

DATA OBTAINED FROM INTERIM AND CLOSING STATEMENTS FILED BY PROFESSIONAL FUND RAISERS

CHARITABLE ORGANIZATION	PROFESSIONAL FUND RAISER	GEO. AREA	GROSS RECEIPTS	NET TO CHARITY	UNCOLLECTED PLEDGES	% TO CHARITY
Human Rights Campaign Inc	Telefund Inc	8	\$942,235.61	\$112,376.62	\$791,728.39	11.93%
Humane Society of the United States Inc	Share Group Inc	8	\$1,466,145.00	(\$175,360.00)	\$0.00	-11.96%
Hunger Action Network of New York State	Capital District Callers Inc	4	\$105,966.00	\$58,281.30	\$0.00	55.00%
Interfaith Alliance Inc	Facter Direct Ltd	8	\$382,315.00	(\$4,023.00)	\$375,016.00	-1.05%
Interfaith Alliance Inc	Outreach Associates Inc	8	\$221,851.00	\$102,318.00	\$0.00	46.12%
International Campaign for Tibet	Public Interest Communications Inc	8	\$317,450.31	\$161,713.80	\$49,505.69	50.94%
International Fellowship of Christians and Jews Inc	Infocision Management Corporation	8	\$249,552.71	\$66,009.92	\$0.00	26.45%
International Fund for Animal Welfare Inc	Share Group Inc	8	\$73,294.00	(\$12,702.00)	\$0.00	-17.33%
International Rescue Committee Inc	Facter Direct Ltd	1	\$113,048.00	\$11,505.00	\$128,868.00	10.18%
International Rescue Committee Inc	Outreach Associates Inc	1	\$20,991.00	\$8,672.00	\$0.00	41.31%
International Rescue Committee Inc	Share Group Inc	1	\$258,388.00	\$177,386.00	\$0.00	68.65%
International Rescue Committee Inc	Telefund Inc	1	\$154,810.40	\$53,527.70	\$284,766.60	34.58%
<i>International Union of Police Associations AFL-CIO</i>	<i>LAS LLC</i>	8	<i>\$6,679,335.00</i>	<i>\$619,500.00</i>	<i>\$0.00</i>	<i>9.27%</i>
Ismailia Temple AAONMS	Royalty Services Inc	7	\$9,350.00	\$2,337.50	\$0.00	25.00%
Jane Goodall Institute for Wildlife Research Education and Conservation	Outreach Associates Inc	8	\$218,633.00	\$99,313.00	\$0.00	45.42%
Jane Goodall Institute for Wildlife Research Education and Conservation	Share Group Inc	8	\$81,998.00	\$29,431.00	\$0.00	35.89%
Jefferson County Deputy Sheriff Association	Stage Door Music Productions Inc	5	\$91,440.00	\$18,288.00	\$0.00	20.00%
John E Creedon Police Benevolent Association of Utica NY Inc	Municipal Marketing (Forsyth, David)	5	\$141,935.00	\$55,030.00	\$0.00	38.77%
Johnstown Police Benevolent Association	Stage Door Music Productions Inc	4	\$49,486.60	\$10,000.00	\$0.00	20.21%
Judges and Police Executive Conference of Erie County NY Inc	Campaign Headquarters Inc	7	\$73,880.00	\$22,164.00	\$0.00	30.00%
<i>Junior Police Academy</i>	<i>TCB Enterprises Inc</i>	8	<i>\$70,267.00</i>	<i>\$10,252.05</i>	<i>\$2,040.00</i>	<i>14.59%</i>

DATA OBTAINED FROM INTERIM AND CLOSING STATEMENTS FILED BY PROFESSIONAL FUND RAISERS

CHARITABLE ORGANIZATION	PROFESSIONAL FUND RAISER	GEO. AREA	GROSS RECEIPTS	NET TO CHARITY	UNCOLLECTED PLEDGES	% TO CHARITY
<i>Kenmore Club Police Benevolent Association Inc</i>	<i>Niagara Frontier Advertising Associates Inc</i>	7	\$21,617.61	\$13,000.00	\$1,973.00	60.14%
Kingston Police Benevolent Association	Gotham Productions Inc	3	\$69,905.00	\$17,476.00	\$0.00	25.00%
Kingston Police Gold Shield Society	Gotham Productions Inc	3	\$50,212.50	\$14,059.50	\$0.00	28.00%
<i>Kiwanis Club of Rochester NY Inc</i>	<i>Marketing Squad Inc</i>	6	\$88,610.00	\$22,152.00	\$0.00	25.00%
<i>Knights of Columbus-Monsignor Delaney Council #5983</i>	<i>Campaign Center Inc (The)</i>	2	\$17,350.00	\$4,348.00	\$0.00	25.06%
Lake City Police Club	Badge Publications (Littlejohn, James N)	5	\$49,607.00	\$17,362.45	\$0.00	35.00%
Lake Mohegan Professional Fire Fighters Association Inc	S & M Enterprises Inc	3	\$35,290.00	\$10,587.00	\$400.00	30.00%
Lakewood Police Benevolent Association	Royalty Services Inc	7	\$30,940.00	\$8,391.25	\$0.00	27.12%
<i>Lambda Legal Defense &amp; Education Fund Inc</i>	<i>EARTHtel Inc</i>	1	\$69,220.00	\$45,438.25	\$0.00	65.64%
Lambda Legal Defense & Education Fund Inc	Share Group Inc	1	\$108,944.00	\$62,715.00	\$0.00	57.57%
League of Conservation Voters Inc	Telefund Inc	8	\$8,606.00	(\$8,040.45)	\$15,138.00	-93.43%
League of Women Voters of the United States	Share Group Inc	8	\$231,386.00	\$147,754.00	\$0.00	63.86%
<i>Legal Momentum (f/k/a NOW Legal Defense and Education Fund)</i>	<i>Telefund Inc</i>	1	\$65,762.00	\$30,912.79	\$19,458.00	47.01%
Life Issues Institute Inc	MDS Communications Corporation	8	\$142,753.00	\$84,302.00	\$44,638.00	59.05%
Lighthouse International	Share Group Inc	1	\$63,222.00	\$15,930.00	\$0.00	25.20%
Little Heroes Foundation	Contract Communications Inc	8	\$387,658.00	\$58,149.00	\$98,557.00	15.00%
Long Island Coalition for Life Inc	MDS Communications Corporation	2	\$67,910.00	\$40,638.00	\$16,717.00	59.84%
<i>Long Island Responds</i>	<i>Mure Associates Inc</i>	2	\$183,035.00	\$18,303.50	\$0.00	10.00%
<i>Long Island State Park Police Benevolent Association</i>	<i>Campaign Center Inc (The)</i>	2	\$379,784.00	\$95,045.00	\$0.00	25.03%
Lynbrook Police Benevolent Association	Island Marketing Concepts Inc	2	\$65,502.00	\$19,650.60	\$0.00	30.00%
<i>Manor Park Seniors Ltd</i>	<i>Campaign Center Inc (The)</i>	2	\$37,747.00	\$7,550.00	\$0.00	20.00%
Marine Corps League-Captain William Dale O'Brien Detachment	Capital District Callers Inc	4	\$18,704.50	\$10,287.48	\$0.00	55.00%

DATA OBTAINED FROM INTERIM AND CLOSING STATEMENTS FILED BY PROFESSIONAL FUND RAISERS



CHARITABLE ORGANIZATION	PROFESSIONAL FUND RAISER	GEO. AREA	GROSS RECEIPTS	NET TO CHARITY	UNCOLLECTED PLEDGES	% TO CHARITY
Marine Corps League-Electric City Detachment	Capital District Callers Inc	4	\$13,337.00	\$7,335.35	\$0.00	55.00%
Marine Corps League-Huntington Long Island Detachment	Campaign Center Inc (The)	2	\$233,938.50	\$53,928.50	\$0.00	23.05%
Marine Corps League-Troy Detachment Inc	Capital District Callers Inc	4	\$18,704.50	\$10,287.48	\$0.00	55.00%
Massachusetts Society for the Prevention of Cruelty to Animals	Share Group Inc	8	\$109,068.00	\$32,309.00	\$0.00	29.62%
Masters School	Lester Inc	3	\$25,678.74	\$20,574.74	\$4,970.00	80.12%
Mattydale Liverpool North Syracuse Vikings Inc	Municipal Marketing (Forsyth, David)	5	\$18,645.00	\$5,660.50	\$0.00	30.36%
McLean Fire Department Inc	Northeastern Advertising (Morgan, William J)	5	\$17,230.00	\$6,892.00	\$0.00	40.00%
Medecins Sans Frontieres USA Inc	Harris Direct	1	\$143,254.00	\$85,952.40	\$53,918.00	60.00%
Media Shrine Temple	George Carden Circus International	5	\$94,332.55	\$17,070.40	\$5,500.00	18.10%
Mercy Corps International	MDS Communications Corporation	8	\$255,887.00	\$157,305.00	\$60,670.00	61.47%
Metropolitan Opera Association Inc	MKTG TeleServices Inc	1	\$262,786.00	\$145,665.00	\$1,905.00	55.43%
Middletown Fire Police	Stage Door Music Productions Inc	3	\$52,100.00	\$10,420.60	\$0.00	20.00%
Middletown NY Police Benevolent Association	Stage Door Music Productions Inc	3	\$79,883.50	\$15,976.70	\$0.00	20.00%
<i>Miracle Flights for Kids</i>	<i>Tele-Response Center Inc</i>	8	<i>\$1,415,925.11</i>	<i>\$340,139.13</i>	<i>\$974,758.66</i>	<i>24.02%</i>
Montgomery County Deputy Sheriffs Association	Stage Door Music Productions Inc	4	\$34,370.00	\$7,500.00	\$0.00	21.82%
Mothers Against Drunk Driving	DialAmerica Marketing Inc	8	\$13,836.00	(\$61,600.00)	\$83,465.00	-445.22%
Mothers Against Drunk Driving	Heritage Company Inc (The)	8	\$4,399,469.62	\$2,058,461.36	\$1,808,282.68	46.79%
Mothers Against Drunk Driving	Heritage Company Inc (The)	8	\$571,376.21	\$287,853.10	\$249,958.79	50.38%
Mothers Against Drunk Driving	Public Interest Communications Inc	8	\$401,360.48	\$244,699.63	\$0.00	60.97%
<i>Mountain Lake Public Telecommunications Council Inc (WCFE)</i>	<i>ComNet Marketing Group Inc</i>	4	<i>\$45,211.00</i>	<i>\$29,223.00</i>	<i>\$23,267.00</i>	<i>64.64%</i>
Mt Kisco Police Benevolent Association	JNK Enterprises Inc	3	\$80,720.00	\$25,000.00	\$0.00	30.97%
Multiple Sclerosis Association of America	Factor Direct Ltd	8	\$372,639.89	\$122,474.89	\$107,225.11	32.87%

DATA OBTAINED FROM INTERIM AND CLOSING STATEMENTS FILED BY PROFESSIONAL FUND RAISERS

CHARITABLE ORGANIZATION	PROFESSIONAL FUND RAISER	GEO. AREA	GROSS RECEIPTS	NET TO CHARITY	UNCOLLECTED PLEDGES	% TO CHARITY
<i>Multiple Sclerosis Association of America</i>	<i>Heritage Company Inc (The)</i>	8	\$5,788,274.00	\$2,431,863.00	\$1,163,598.00	42.01%
Multiple Sclerosis Foundation Inc	Bristol Marketing Associates Inc	8	\$48,632.00	\$8,594.65	\$40,037.35	17.67%
NAACP Legal Defense and Educational Fund Inc	EARTHtel Inc	1	\$17,835.00	\$14,691.00	\$0.00	82.37%
NARAL Pro-Choice America	EARTHtel Inc	8	\$1,384,614.00	\$773,500.90	\$0.00	55.86%
NARAL Pro-Choice America	Facter Direct Ltd	8	\$1,069,144.00	\$544,074.00	\$320,155.00	50.89%
<i>NARAL Pro-Choice America</i>	<i>Gordon &amp; Schwenkmeyer Inc</i>	8	\$236,960.05	\$17,224.25	\$0.00	7.27%
NARAL Pro-Choice America	Share Group Inc	8	\$1,047,447.00	\$647,490.00	\$0.00	61.82%
NARAL Pro-Choice America	Telefund Inc	8	\$45,903.00	\$4,212.10	\$31,576.00	9.18%
<i>Narcotic Enforcement Officers Association Inc</i>	<i>Civic Development Group LLC</i>	4	\$315,339.00	\$28,919.00	\$0.00	9.17%
Nassau Police Conference Inc	Island Marketing Concepts Inc	2	\$432,554.50	\$125,200.00	\$0.00	28.94%
National Aquarium in Baltimore Inc	IDC Ltd	8	\$155,088.41	\$43,423.64	\$212,258.51	28.00%
National Association for the Advancement of Colored People	Share Group Inc	8	\$547,564.00	\$283,663.00	\$0.00	51.80%
<i>National Association for the Terminally Ill Inc</i>	<i>Tele-Response Center Inc</i>	8	\$7,956.80	\$825.30	\$9,829.00	10.37%
National Association of Veteran Police Officers	TCB Enterprises Inc	8	\$74,929.00	\$10,640.70	\$4,339.80	14.20%
National Audubon Society Inc	Public Interest Communications Inc	1	\$11,333.00	\$5,246.16	\$3,252.00	46.29%
National Audubon Society Inc	Share Group Inc	1	\$713,860.00	\$418,251.00	\$0.00	58.59%
National Cancer Coalition Inc	Integral Resources Inc	8	\$67,885.30	\$0.00	\$0.00	0.00%
<i>National Caregiving Foundation</i>	<i>Reese Teleservices Inc</i>	8	\$2,047,532.00	\$364,000.00	\$964,093.00	17.78%
<i>National Children's Cancer Society Inc</i>	<i>Heritage Company Inc (The)</i>	8	\$3,224,687.11	\$1,339,698.66	\$1,200,406.29	41.55%
National Coalition for the Homeless Inc	Gordon & Schwenkmeyer Inc	8	\$7,285.95	\$6,260.95	\$0.00	85.93%
<i>National Federation of the Blind of New York State Inc</i>	<i>Capital District Callers Inc</i>	1	\$97,869.00	\$31,318.08	\$0.00	32.00%
National Gay and Lesbian Task Force Inc	Share Group Inc	8	\$215,041.00	\$115,411.00	\$0.00	53.67%
<i>National Narcotic Officers Associations Coalition</i>	<i>Midwest Publishing-DN Inc</i>	8	\$120,555.48	\$18,083.32	\$0.00	15.00%

DATA OBTAINED FROM INTERIM AND CLOSING STATEMENTS FILED BY PROFESSIONAL FUND RAISERS

CHARITABLE ORGANIZATION	PROFESSIONAL FUND RAISER	GEO. AREA	GROSS RECEIPTS	NET TO CHARITY	UNCOLLECTED PLEDGES	% TO CHARITY
National Organization for Women Inc	Share Group Inc	8	\$713,054.00	\$319,775.00	\$0.00	44.85%
National Organization for Women New York State Inc	Gordon & Schwenkmeyer Inc	4	\$565,521.39	\$71,273.72	\$515.00	12.60%
National Parks Conservation Association	Facter Direct Ltd	8	\$587,430.00	\$153,852.00	\$255,587.00	26.19%
National Parks Conservation Association	Share Group Inc	8	\$122,765.00	\$31,260.00	\$0.00	25.46%
<i>National Police Defense Foundation Inc</i>	<i>New Liberty Promotions Inc</i>	8	<i>\$357,217.63</i>	<i>\$53,582.64</i>	<i>\$0.00</i>	<i>15.00%</i>
National Right to Life Committee Inc	Infocision Management Corporation	8	\$636,431.22	\$290,170.25	\$0.00	45.59%
National Right to Life Committee Inc	MDS Communications Corporation	8	\$3,875,480.00	\$1,405,274.00	\$2,127,403.00	36.26%
<i>National Right to Life Committee Inc</i>	<i>Treasure State Development Corporation</i>	8	<i>\$106,629.00</i>	<i>\$71,441.43</i>	<i>\$0.00</i>	<i>67.00%</i>
National Trust for Historic Preservation in the United States	Donor Services Group LLC	8	\$1,035,480.00	\$629,214.00	\$129,309.00	60.77%
National Veterans Services Fund Inc	Bee LC	8	\$212,042.68	\$27,102.85	\$141,361.32	12.78%
National Wildlife Federation	Donor Services Group LLC	8	\$459,777.00	(\$76,665.00)	\$544,797.00	-16.67%
National Wildlife Federation	Share Group Inc	8	\$497,066.00	\$145,222.00	\$0.00	29.22%
Natural Resources Defense Council Inc	Facter Direct Ltd	1	\$747,333.00	\$242,620.00	\$329,512.00	32.46%
New Jersey Symphony Orchestra	DCM Inc	8	\$38,854.00	\$15,896.50	\$0.00	40.91%
New York AMVETS Inc	American Trade and Convention Publications Inc	2	\$641,325.00	\$20,000.00	\$0.00	3.12%
<i>New York and Presbyterian Hospital</i>	<i>Telecomp Inc</i>	<i>1</i>	<i>\$466,685.00</i>	<i>\$201,819.68</i>	<i>\$0.00</i>	<i>43.25%</i>
<i>New York and Presbyterian Hospital</i>	<i>Telecomp Inc</i>	<i>1</i>	<i>\$258,260.00</i>	<i>\$20,776.05</i>	<i>\$0.00</i>	<i>8.04%</i>
<i>New York Cares Inc</i>	<i>Gordon &amp; Schwenkmeyer Inc</i>	<i>1</i>	<i>\$125,576.70</i>	<i>\$71,398.42</i>	<i>\$310.00</i>	<i>56.86%</i>
New York City Ballet Inc	IDC Ltd	1	\$84,530.00	(\$164,246.06)	\$0.00	-194.31%
New York City Ballet Inc	MKTG TeleServices Inc	1	\$593,493.00	\$436,940.00	\$29,134.00	73.62%
New York City Ballet Inc	SD&A Teleservices Inc	1	\$753,187.00	\$557,023.93	\$25,592.00	73.96%
New York City Opera Inc	DCM Inc	1	\$1,372,147.00	\$966,319.00	\$0.00	70.42%
New York City Opera Inc	DCM Inc	1	\$291,746.00	\$167,021.00	\$0.00	57.25%

DATA OBTAINED FROM INTERIM AND CLOSING STATEMENTS FILED BY PROFESSIONAL FUND RAISERS

CHARITABLE ORGANIZATION	PROFESSIONAL FUND RAISER	GEO. AREA	GROSS RECEIPTS	NET TO CHARITY	UNCOLLECTED PLEDGES	% TO CHARITY
New York Law Enforcement Association Inc	Stage Door Music Productions Inc	6	\$119,674.00	\$24,635.18	\$0.00	20.59%
<i>New York Police Chiefs Benevolent Association Inc (f/k/a New York State Police Chiefs Benevolent Association Inc)</i>	<i>New Liberty Promotions Inc</i>	3	<i>\$1,370,595.07</i>	<i>\$219,295.21</i>	<i>\$0.00</i>	<i>16.00%</i>
New York Shakespeare Festival	DCM Inc	1	\$145,100.00	\$104,519.00	\$0.00	72.03%
New York State Association of Chiefs of Police	Suffolk Productions Inc	4	\$436,191.00	\$130,857.00	\$0.00	30.00%
<i>New York State Association of PBA's Inc</i>	<i>Civic Development Group LLC</i>	2	<i>\$1,289,276.00</i>	<i>\$192,347.00</i>	<i>\$0.00</i>	<i>14.92%</i>
New York State Association of PBA's Inc	Mac Communications (MacDonald, John T)	2	\$49,971.50	\$14,991.45	\$0.00	30.00%
<i>New York State Association of PBA's Inc</i>	<i>Midwest Publishing-DN Inc</i>	2	<i>\$799,433.91</i>	<i>\$135,903.77</i>	<i>\$0.00</i>	<i>17.00%</i>
<i>New York State Association of PBA's Inc</i>	<i>New Age Services Ltd</i>	2	<i>\$224,815.98</i>	<i>\$33,722.40</i>	<i>\$0.00</i>	<i>15.00%</i>
<i>New York State Association of PBA's Inc</i>	<i>New Liberty Promotions Inc</i>	2	<i>\$81,058.00</i>	<i>\$12,158.70</i>	<i>\$0.00</i>	<i>15.00%</i>
New York State Corrections Emerald Society	Gotham Productions Inc	4	\$12,484.00	\$3,121.00	\$0.00	25.00%
New York State Court Clerks Association	Tan Productions Inc	1	\$82,605.00	\$24,781.50	\$0.00	30.00%
New York State Crime Prevention Coalition Inc	Stage Door Music Productions Inc	4	\$623.00	\$124.60	\$0.00	20.00%
New York State Crime Stoppers Inc	New Liberty Promotions Inc	3	\$21,106.22	\$3,165.93	\$0.00	15.00%
<i>New York State Crime Stoppers Inc</i>	<i>Royalty Services Inc</i>	3	<i>\$6,168.00</i>	<i>\$925.20</i>	<i>\$0.00</i>	<i>15.00%</i>
New York State Deputies Association Inc	Midwest Publishing-DN Inc	5	\$283,650.55	\$48,220.59	\$0.00	17.00%
New York State Jaycees Inc	Marketing Squad Inc	5	\$145,059.00	\$21,759.00	\$0.00	15.00%
New York State Park Police PBA Inc	Northeastern Advertising (Morgan, William J)	2	\$14,515.00	\$5,080.25	\$0.00	35.00%
<i>New York State Park Police PBA Inc</i>	<i>Suffolk Productions Inc</i>	2	<i>\$109,614.00</i>	<i>\$27,403.00</i>	<i>\$0.00</i>	<i>25.00%</i>
New York State Right to Life Committee	MDS Communications Corporation	4	\$237,193.00	\$145,666.00	\$85,779.00	61.41%
New York State Tenants & Neighbors Coalition Inc	Gordon & Schwenkmeyer Inc	1	\$153,764.47	\$59,281.28	\$0.00	38.55%
New York State Union of Police Associations Inc	Community Tele Services	3	\$504,216.00	\$143,990.00	\$0.00	28.56%
<i>New York Veteran Police Association Inc</i>	<i>New Age Services Ltd</i>	2	<i>\$267,905.00</i>	<i>\$40,185.75</i>	<i>\$283,185.00</i>	<i>15.00%</i>
New York Vietnam Veterans Foundation Inc	American Trade and Convention Publications Inc	2	\$208,992.00	\$59,053.00	\$0.00	28.26%

DATA OBTAINED FROM INTERIM AND CLOSING STATEMENTS FILED BY PROFESSIONAL FUND RAISERS

CHARITABLE ORGANIZATION	PROFESSIONAL FUND RAISER	GEO. AREA	GROSS RECEIPTS	NET TO CHARITY	UNCOLLECTED PLEDGES	% TO CHARITY
Niagara County Deputy Sheriff's Association	Stage Door Music Productions Inc	7	\$128,940.00	\$32,235.00	\$0.00	25.00%
<i>Niagara Falls New York Police Athletic League</i>	<i>Campaign Headquarters Inc</i>	7	<i>\$84,402.00</i>	<i>\$28,696.00</i>	<i>\$0.00</i>	<i>34.00%</i>
Niagara Falls New York Police Athletic League	Campaign Headquarters Inc	7	\$106,345.00	\$21,269.00	\$0.00	20.00%
Niagara Falls Police Club Inc	Liberty Productions (Gity, Thomas J Jr)	7	\$65,744.00	\$23,010.40	\$0.00	35.00%
Niskayuna Police Benevolent Association	Nordel Publishing Inc	4	\$71,529.00	\$29,325.24	\$0.00	41.00%
<i>Nora Lam Chinese Ministries International</i>	<i>Infocision Management Corporation</i>	8	<i>\$437,863.45</i>	<i>\$53,379.38</i>	<i>\$0.00</i>	<i>12.19%</i>
<i>North Greece Fire Fighters Association Local #3827 IAFF AFL CIO Inc</i>	<i>Stage Door Music Productions Inc</i>	6	<i>\$29,212.50</i>	<i>\$5,842.50</i>	<i>\$0.00</i>	<i>20.00%</i>
<i>North Tonawanda Policemen Benevolent Association Inc</i>	<i>Stage Door Music Productions Inc</i>	7	<i>\$35,568.00</i>	<i>\$6,580.09</i>	<i>\$0.00</i>	<i>18.50%</i>
Northeast Mobile Search and Rescue Inc	Capital District Callers Inc	4	\$30,555.00	\$16,805.25	\$0.00	55.00%
<i>Northern New York Volunteer Firemens Association Inc</i>	<i>Caring People Enterprises Inc</i>	5	<i>\$112,518.14</i>	<i>\$22,503.63</i>	<i>\$0.00</i>	<i>20.00%</i>
Norwich Police Benevolent Association	Event Marketing (Narde, James E)	5	\$43,049.00	\$15,067.15	\$0.00	35.00%
NYST Benefit Fund Inc	Trooper Publishing Inc	4	\$626,267.27	\$168,903.50	\$0.00	26.97%
Oceana Inc	Public Interest Communications Inc	8	\$7,826.50	(\$5,651.34)	\$12,131.50	-72.21%
Oneida County Volunteer Firemens Association Inc	Tagger Communications Inc	5	\$57,616.27	\$15,177.25	\$45,000.00	26.34%
<i>Oneonta Police Benevolent Association</i>	<i>Event Marketing (Narde, James E)</i>	5	<i>\$42,654.00</i>	<i>\$16,208.52</i>	<i>\$0.00</i>	<i>38.00%</i>
Onondaga County Deputy Sheriffs Police Association Inc	TD Marketing Inc	5	\$92,611.00	\$46,305.50	\$0.00	50.00%
Onondaga County Deputy Sheriffs Police Association Inc	TD Marketing Inc	5	\$41,350.00	\$20,675.00	\$0.00	50.00%
Operation Lookout National Center for Missing Youth	Caring People Enterprises Inc	8	\$20,996.00	\$4,799.20	\$0.00	22.86%
<i>Operation Lookout National Center for Missing Youth</i>	<i>Contract Communications Inc</i>	8	<i>\$357,217.00</i>	<i>\$53,582.00</i>	<i>\$155,885.00</i>	<i>15.00%</i>
<i>Operation Lookout National Center for Missing Youth</i>	<i>Midwest Publishing-DN Inc</i>	8	<i>\$191,006.12</i>	<i>\$28,650.92</i>	<i>\$0.00</i>	<i>15.00%</i>
Orange County K-9 Association Inc	Stage Door Music Productions Inc	3	\$83,132.06	\$16,626.41	\$0.00	20.00%
<i>Oriental Temple AONMS</i>	<i>Royalty Services Inc</i>	4	<i>\$173,127.00</i>	<i>\$44,560.50</i>	<i>\$0.00</i>	<i>25.74%</i>
<i>Our American Veterans Inc</i>	<i>All Star Productions (Messmore, Barbara)</i>	8	<i>\$9,322.00</i>	<i>\$1,864.40</i>	<i>\$4,858.00</i>	<i>20.00%</i>

DATA OBTAINED FROM INTERIM AND CLOSING STATEMENTS FILED BY PROFESSIONAL FUND RAISERS

CHARITABLE ORGANIZATION	PROFESSIONAL FUND RAISER	GEO. AREA	GROSS RECEIPTS	NET TO CHARITY	UNCOLLECTED PLEDGES	% TO CHARITY
Owego Police Benevolent Association	Vee Concepts of New York Inc	5	\$16,975.00	\$5,941.25	\$0.00	35.00%
Oxfam America Inc	Share Group Inc	8	\$474,630.00	\$233,933.00	\$0.00	49.29%
Oxfam America Inc	Telefund Inc	8	\$3,271.00	(\$6,338.28)	\$1,924.00	-193.77%
Papermill Playhouse	DCM Inc	8	\$120,821.00	\$54,168.00	\$0.00	44.83%
Paralyzed Veterans of America	Infocision Management Corporation	8	\$2,390.00	(\$4,031.20)	\$0.00	-168.67%
Parents of Retarded Children Camp Fund Inc	Marketing Squad Inc	7	\$302,035.00	\$60,407.00	\$0.00	20.00%
Patrolmen's Benevolent Association of Long Beach New York Inc	Suffolk Productions Inc	2	\$45,935.00	\$18,374.00	\$0.00	40.00%
Patrolmen's Benevolent Association of Newburgh NY Inc	Stage Door Music Productions Inc	3	\$26,730.50	\$4,811.59	\$0.00	18.00%
Peekskill Police Association	Starlet Music Productions (Corbett, Herbert)	3	\$76,279.00	\$21,000.00	\$0.00	27.53%
People for the American Way	Telefund Inc	8	\$509,000.00	\$185,622.22	\$139,301.00	36.47%
People for the Ethical Treatment of Animals	Share Group Inc	8	\$166,472.00	(\$30,454.00)	\$0.00	-18.29%
People for the Ethical Treatment of Animals	Telefund Inc	8	\$332,057.00	\$94,835.18	\$361,845.00	28.56%
Perry F Barrett Police Club (Salamanca Police Club)	Municipal Marketing (Forsyth, David)	7	\$52,999.00	\$10,599.80	\$0.00	20.00%
Perry F Barrett Police Club (Salamanca Police Club)	Municipal Marketing (Forsyth, David)	7	\$51,690.00	\$10,338.00	\$0.00	20.00%
Philharmonic Symphony Society of New York Inc	MKTG TeleServices Inc	1	\$893,936.00	\$589,629.43	\$39,916.00	65.96%
Philharmonic Symphony Society of New York Inc	SD&A Teleservices Inc	1	\$300,837.00	\$192,772.14	\$0.00	64.08%
Philip S McDonald Police Benevolent Association	Gotham Productions Inc	5	\$67,416.62	\$18,333.00	\$0.00	27.19%
Planetary Society	Harris Direct	8	\$16,656.00	\$10,225.40	\$10,274.00	61.39%
Planned Parenthood Action Fund Inc	Donor Services Group LLC	1	\$575,043.00	\$430,110.00	\$268,455.00	74.80%
Planned Parenthood Action Fund Inc	Factor Direct Ltd	1	\$314,351.00	\$13,540.00	\$265,218.00	4.31%
Planned Parenthood Action Fund Inc	Telefund Inc	1	\$303,580.00	\$103,101.77	\$211,789.00	33.96%
Planned Parenthood Federation of America Inc	Donor Services Group LLC	1	\$1,693,611.00	\$1,230,687.00	\$625,743.00	72.67%
Planned Parenthood Federation of America Inc	Factor Direct Ltd	1	\$1,204,746.00	\$615,591.00	\$584,368.00	51.10%

DATA OBTAINED FROM INTERIM AND CLOSING STATEMENTS FILED BY PROFESSIONAL FUND RAISERS

CHARITABLE ORGANIZATION	PROFESSIONAL FUND RAISER	GEO. AREA	GROSS RECEIPTS	NET TO CHARITY	UNCOLLECTED PLEDGES	% TO CHARITY
Planned Parenthood Federation of America Inc	Telefund Inc	1	\$741,408.00	\$405,227.10	\$286,537.00	54.66%
Playwrights Horizons Inc	DCM Inc	1	\$41,013.00	\$8,812.20	\$0.00	21.49%
<i>Police Association of the City of Mount Vernon Inc</i>	<i>Holmac Telecommunications Inc</i>	3	<i>\$46,177.00</i>	<i>\$16,162.00</i>	<i>\$0.00</i>	<i>35.00%</i>
Police Athletic League of Yonkers Foundation Inc	D & R Communications (Sadofsky, David)	3	\$212,525.00	\$68,757.50	\$0.00	32.35%
<i>Police Athletic Team of Suffolk County Inc</i>	<i>Suffolk Productions Inc</i>	2	<i>\$75,854.00</i>	<i>\$21,239.00</i>	<i>\$0.00</i>	<i>28.00%</i>
Police Captains & Lieutenants Association of Erie County	Stage Door Music Productions Inc	7	\$80,516.50	\$20,000.00	\$0.00	24.84%
<i>Police Conference of New York Inc</i>	<i>Holmac Telecommunications Inc</i>	4	<i>\$254,183.00</i>	<i>\$76,255.00</i>	<i>\$0.00</i>	<i>30.00%</i>
Police Conference of New York Inc	Xentel Inc	4	\$432,317.54	\$86,463.50	\$1,002,535.46	20.00%
Police Officer Defense Fund of New York State Inc	Community Tele Services	3	\$79,756.00	\$24,000.00	\$0.00	30.09%
Policemen's Benevolent Association of Westchester County Inc	S & M Enterprises Inc	3	\$111,550.00	\$42,389.00	\$0.00	38.00%
Population Connection	Share Group Inc	8	\$58,984.00	\$6,023.00	\$0.00	10.21%
<i>Poughkeepsie Police Athletic League Inc</i>	<i>Gotham Productions Inc</i>	3	<i>\$28,965.00</i>	<i>\$8,689.50</i>	<i>\$0.00</i>	<i>30.00%</i>
Project Cure Inc	Bee LC	8	\$418,339.80	\$79,921.58	\$169,758.70	19.10%
Project Hope The People-To-People-Health Foundation	Facter Direct Ltd	8	\$16,891.00	(\$21,179.00)	\$57,002.00	-125.39%
<i>Public Broadcasting Council of Central NY Inc (WCNY)</i>	<i>ComNet Marketing Group Inc</i>	5	<i>\$65,151.00</i>	<i>\$27,259.39</i>	<i>\$0.00</i>	<i>41.84%</i>
Public Campaign	Share Group Inc	8	\$9,305.00	(\$1,411.00)	\$0.00	-15.16%
Public Citizen Foundation Inc	EARTHtel Inc	8	\$18,581.00	(\$926.12)	\$66,479.00	-4.98%
Public Citizen Foundation Inc	Telefund Inc	8	\$23,308.00	\$18,161.33	\$16,119.00	77.92%
Public Citizen Inc	Telefund Inc	8	\$118,030.00	\$10,314.13	\$106,788.00	8.74%
Putnam County Volunteer Firemens Association	Community Services Inc	3	\$70,554.50	\$21,166.35	\$0.00	30.00%
Queens College Foundation Inc	RuffaloCODY LLC	1	\$224,238.00	\$123,242.36	\$90,293.00	54.96%
Rails-to-Trails Conservancy	Public Interest Communications Inc	8	\$27,647.90	\$7,545.06	\$9,597.10	27.29%
Reach Our Children Inc	Allan C Hill Productions Inc	8	\$74,114.00	\$8,893.68	\$49,409.33	12.00%

DATA OBTAINED FROM INTERIM AND CLOSING STATEMENTS FILED BY PROFESSIONAL FUND RAISERS

CHARITABLE ORGANIZATION	PROFESSIONAL FUND RAISER	GEO. AREA	GROSS RECEIPTS	NET TO CHARITY	UNCOLLECTED PLEDGES	% TO CHARITY
Religious Coalition for Reproductive Choice	Share Group Inc	8	\$41,903.00	\$597.00	\$0.00	1.42%
<i>Rensselaer County Deputy Sheriffs Police Benevolent Association</i>	<i>Gotham Productions Inc</i>	4	\$69,310.00	\$20,793.00	\$0.00	30.00%
Rensselaer County Law Enforcement Association Inc	Stage Door Music Productions Inc	4	\$6,700.00	\$5,000.00	\$0.00	74.63%
<i>Retired Police Association of the State of New York Inc</i>	<i>Data Communications Inc</i>	2	\$51,563.00	\$7,734.45	\$0.00	15.00%
Riverdale Country School	Lester Inc	1	\$3,211.00	\$2,400.00	\$825.00	74.74%
Riverhead Police Benevolent Association	Tan Productions Inc	2	\$33,625.00	\$17,148.75	\$0.00	51.00%
<i>Rochester Philharmonic Orchestra Inc</i>	<i>Telecomp Inc</i>	6	\$221,785.87	\$181,557.17	\$0.00	81.86%
Rochester Philharmonic Orchestra Inc	Telecomp Inc	6	\$312,505.90	\$214,964.87	\$0.00	68.79%
<i>Rockland County Patrolmen's Benevolent Association Inc</i>	<i>National Benefit Company</i>	3	\$150,131.00	\$55,891.25	\$0.00	37.23%
Rockland County Sheriff's Deputies Association Inc	National Benefit Company	3	\$139,649.25	\$48,877.24	\$0.00	35.00%
<i>Roger Wyburn-Mason &amp; Jack M Blount Foundation for Eradication of Rheumatoid Disease Inc</i>	<i>Bee LC</i>	8	\$117,004.50	\$40,940.97	\$32,950.50	34.99%
Rutherford Institute	MDS Communications Corporation	8	\$76,135.00	\$17,003.00	\$51,244.00	22.33%
Rye Country Day School	Lester Inc	3	\$30,288.00	\$23,886.00	\$3,050.00	78.86%
<i>SADD Inc</i>	<i>Tele-Response Center Inc</i>	8	\$2,125,738.75	\$711,970.60	\$1,195,728.05	33.49%
<i>Saratoga County Deputy Sheriffs Benevolent Association</i>	<i>Stage Door Music Productions Inc</i>	4	\$165,613.09	\$44,715.53	\$0.00	27.00%
<i>Saratoga County Deputy Sheriffs PBA</i>	<i>Nordel Publishing Inc</i>	4	\$56,734.33	\$25,530.45	\$0.00	45.00%
Save the Children Federation Inc	Infocision Management Corporation	8	\$198,000.00	\$160.78	\$0.00	0.08%
Scarsdale Patrolmens Benevolent Association	Holmac Telecommunications Inc	3	\$225,286.00	\$72,586.00	\$0.00	32.22%
Schenectady County Sheriffs Benevolent Association	Gotham Productions Inc	4	\$134,056.00	\$40,482.80	\$0.00	30.20%
Schenectady County Sheriffs Benevolent Association	Gotham Productions Inc	4	\$121,839.50	\$43,000.00	\$0.00	35.29%
Schenectady Patrolmens Benevolent Association	Gotham Productions Inc	4	\$119,975.00	\$30,218.75	\$0.00	25.19%
<i>Schuyler County Deputy Sheriffs Association Inc</i>	<i>Vee Concepts of New York Inc</i>	6	\$72,022.00	\$25,927.92	\$0.00	36.00%

DATA OBTAINED FROM INTERIM AND CLOSING STATEMENTS FILED BY PROFESSIONAL FUND RAISERS



CHARITABLE ORGANIZATION	PROFESSIONAL FUND RAISER	GEO. AREA	GROSS RECEIPTS	NET TO CHARITY	UNCOLLECTED PLEDGES	% TO CHARITY
Scotia Patrolmens Benevolent Association Inc	Gotham Productions Inc	4	\$35,317.50	\$10,595.25	\$0.00	30.00%
Scotia Patrolmens Benevolent Association Inc	Gotham Productions Inc	4	\$37,636.00	\$11,290.80	\$0.00	30.00%
<i>Sheriff's Silver Star Association Inc</i>	<i>Stage Door Music Productions Inc</i>	5	<i>\$122,515.00</i>	<i>\$28,178.45</i>	<i>\$0.00</i>	<i>23.00%</i>
<i>Sierra Club</i>	<i>EARTHtel Inc</i>	8	<i>\$791,696.40</i>	<i>\$150,756.10</i>	<i>\$500,000.00</i>	<i>19.04%</i>
<i>Sierra Club</i>	<i>Outreach Associates Inc</i>	8	<i>\$3,084,299.00</i>	<i>\$1,894,176.00</i>	<i>\$0.00</i>	<i>61.41%</i>
<i>Sierra Club</i>	<i>Telefund Inc</i>	8	<i>\$571,650.50</i>	<i>\$86,015.90</i>	<i>\$441,675.50</i>	<i>15.05%</i>
Sober Driving Society Inc	Stage Door Music Productions Inc	3	\$25,853.00	\$5,170.60	\$0.00	20.00%
Solvay Police Benevolent Association Inc	TD Marketing Inc	5	\$20,845.00	\$9,380.25	\$0.00	45.00%
South Glens Falls Police Benevolent Association	Royalty Services Inc	4	\$13,490.00	\$4,047.00	\$0.00	30.00%
<i>South Lockport Fire Company Inc</i>	<i>Spotlight Music Productions Inc</i>	7	<i>\$50,229.00</i>	<i>\$12,838.00</i>	<i>\$0.00</i>	<i>25.56%</i>
Southampton Town Patrolmens Benevolent Association	Tan Productions Inc	2	\$50,706.00	\$27,888.30	\$0.00	55.00%
Southern Poverty Law Center Inc	Outreach Associates Inc	8	\$527,780.00	\$183,370.00	\$0.00	34.74%
Southern Poverty Law Center Inc	Share Group Inc	8	\$390,288.00	\$230,973.00	\$0.00	59.18%
Southern Poverty Law Center Inc	Telefund Inc	8	\$188,402.00	\$142,401.22	\$78,849.00	75.58%
Southern Tier Canine Association Inc	Northeastern Advertising (Morgan, William J)	5	\$24,347.50	\$12,173.75	\$0.00	50.00%
Southside Cyclones Football Club Inc	Caring People Enterprises Inc	6	\$35,428.00	\$8,857.00	\$0.00	25.00%
Special Olympics New York Inc	Heritage Company Inc (The)	4	\$1,382,097.01	\$779,397.16	\$565,681.08	56.39%
Spring Valley Policemens Benevolent Association	D & R Communications (Sadofsky, David)	3	\$33,592.00	\$12,429.04	\$0.00	37.00%
St Huberts Giralda (St Huberts Animal Welfare Center)	MKTG TeleServices Inc	8	\$32,167.00	\$6,902.00	\$23,804.00	21.46%
Stop the Violence Inc	Capital District Callers Inc	4	\$27,405.00	\$12,332.25	\$0.00	45.00%
Suffolk County Deputy Sheriff's Benevolent Association	Tan Productions Inc	2	\$49,175.00	\$19,670.00	\$0.00	40.00%
<i>Suffolk County Detective Investigators Police Benevolent Association</i>	<i>D &amp; D Telemarketing Inc</i>	2	<i>\$104,640.00</i>	<i>\$36,436.00</i>	<i>\$0.00</i>	<i>34.82%</i>
Suffolk County Detectives Association Inc	Suffolk Productions Inc	2	\$176,756.00	\$61,865.00	\$0.00	35.00%

DATA OBTAINED FROM INTERIM AND CLOSING STATEMENTS FILED BY PROFESSIONAL FUND RAISERS

CHARITABLE ORGANIZATION	PROFESSIONAL FUND RAISER	GEO. AREA	GROSS RECEIPTS	NET TO CHARITY	UNCOLLECTED PLEDGES	% TO CHARITY
<i>Suffolk County Police Athletic League Inc</i>	<i>Campaign Center Inc (The)</i>	2	\$302,197.00	\$75,234.00	\$0.00	24.90%
<i>Suffolk County Police Athletic League Inc</i>	<i>D &amp; D Telemarketing Inc</i>	2	\$141,806.00	\$55,964.00	\$0.00	39.47%
<i>Suffolk County Police Conference Inc</i>	<i>Tan Productions Inc</i>	2	\$14,000.00	\$0.00	\$0.00	0.00%
<i>Suffolk County Police Conference Inc</i>	<i>Tan Productions Inc</i>	2	\$93,461.00	\$28,038.30	\$0.00	30.00%
Suffolk County Police Memorial Fund Inc	D & D Telemarketing Inc	2	\$99,388.00	\$39,755.00	\$0.00	40.00%
<i>Suffolk County Veteran Halfway House Project Inc</i>	<i>Mure Associates Inc</i>	2	\$72,110.00	\$14,422.00	\$0.00	20.00%
Sullivan County Patrolmans Benevolent Association	Mako Enterprises (Grimm, Robert)	3	\$16,257.00	\$6,507.00	\$0.00	40.03%
Supplemental Food Providers Inc	Royalty Services Inc	4	\$32,111.00	\$9,633.30	\$0.00	30.00%
Syracuse Police Benevolent Association	TD Marketing Inc	5	\$31,879.00	\$15,939.50	\$0.00	50.00%
Syracuse Police Benevolent Association	TD Marketing Inc	5	\$35,781.00	\$17,890.50	\$0.00	50.00%
Syracuse Symphony Orchestra Inc	DCM Inc	5	\$248,231.00	\$141,929.59	\$0.00	57.18%
Tigris Temple AAONMS	Royalty Services Inc	5	\$14,290.00	\$5,000.00	\$0.00	34.99%
Town of Fallsburg Police Benevolent Association	Mako Enterprises (Grimm, Robert)	3	\$15,432.00	\$5,500.00	\$0.00	35.64%
Town of Mt Pleasant Policemen's Benevolent Association	S & M Enterprises Inc	3	\$64,260.00	\$19,278.00	\$500.00	30.00%
Town of Newburgh Policemen's Benevolent Association	Gotham Productions Inc	3	\$95,897.50	\$23,974.37	\$0.00	25.00%
Town of Saugerties Police Benevolent Association	Gotham Productions Inc	3	\$27,015.00	\$9,995.55	\$0.00	37.00%
Town of Wallkill Volunteer Ambulance Corps Inc	Spotlight Music Productions Inc	3	\$31,671.00	\$9,003.00	\$0.00	28.43%
Town Police Fraternity Inc	Starlet Music Productions (Corbett, Herbert)	3	\$41,890.00	\$12,567.00	\$0.00	30.00%
Traditional Chinese Medicine World Foundation Inc	Suffolk Productions Inc	1	\$70,882.00	\$17,720.00	\$0.00	25.00%
Troopers Historic Association of New York Inc	TCB Enterprises Inc	3	\$145,369.11	\$18,536.91	\$0.00	12.75%
Trout Unlimited Inc	Share Group Inc	8	\$106,390.00	\$41,261.00	\$0.00	38.78%
Troy Police Benevolent and Protective Association	Nordel Publishing Inc	4	\$40,436.00	\$21,000.00	\$0.00	51.93%
<i>Troy Uniformed Firefighters Association Inc</i>	<i>Nordel Publishing Inc</i>	4	\$15,794.00	\$7,897.00	\$0.00	50.00%

DATA OBTAINED FROM INTERIM AND CLOSING STATEMENTS FILED BY PROFESSIONAL FUND RAISERS

CHARITABLE ORGANIZATION	PROFESSIONAL FUND RAISER	GEO. AREA	GROSS RECEIPTS	NET TO CHARITY	UNCOLLECTED PLEDGES	% TO CHARITY
U S Olympic Committee	Infocision Management Corporation	8	\$59,053.00	\$12,254.00	\$0.00	20.75%
Ulster County Correction Officers Benevolent Association	Stage Door Music Productions Inc	3	\$72,894.00	\$14,578.80	\$0.00	20.00%
Ulster County Sheriff's Employees Association	Stage Door Music Productions Inc	3	\$89,203.00	\$17,840.60	\$0.00	20.00%
Ulster County Shields	Insight Enterprises Inc	3	\$20,630.00	\$7,220.50	\$0.00	35.00%
Ulster County Shields	Top Rank Enterprises Inc	3	\$16,847.00	\$5,896.45	\$0.00	35.00%
Ulster County Volunteer Firemen's Association	Insight Enterprises Inc	3	\$11,817.00	\$4,135.95	\$0.00	35.00%
Uniform Firefighters of Cohoes	Liberty Productions (Gity, Thomas J Jr)	4	\$7,295.00	\$2,188.50	\$0.00	30.00%
Uniformed Fire Fighters Association of the City of Mt Vernon NY Inc	D & R Communications (Sadofsky, David)	3	\$71,540.00	\$25,039.00	\$0.00	35.00%
Uniformed Fire Fighters Association of the City of New Rochelle	S & M Enterprises Inc	3	\$68,840.00	\$20,652.00	\$100.00	30.00%
<i>Uniformed Professional Fire Fighters Association Tonawanda NY</i>	<i>Stage Door Music Productions Inc</i>	<i>7</i>	<i>\$22,332.00</i>	<i>\$4,500.00</i>	<i>\$0.00</i>	<i>20.15%</i>
Union of Concerned Scientists Inc	Share Group Inc	8	\$167,200.00	\$76,199.00	\$0.00	45.57%
United Breast Cancer Foundation	Mure Associates Inc	2	\$78,713.00	\$15,742.60	\$0.00	20.00%
United States Association for United Nations High Commissioner for Refugees (UNHCR)	Factor Direct Ltd	8	\$17,084.00	(\$6,448.00)	\$35,938.00	-37.74%
United States Fund for UNICEF	Factor Direct Ltd	1	\$223,979.00	\$33,949.00	\$223,393.00	15.16%
United States Fund for UNICEF	Share Group Inc	1	\$349,235.00	\$199,015.00	\$0.00	56.99%
United States Police Canine Association/Region #7	Stage Door Music Productions Inc	2	\$236,925.11	\$52,123.52	\$0.00	22.00%
United States Ski Team Foundation	Public Interest Communications Inc	8	\$126,692.00	\$68,270.52	\$0.00	53.89%
Vanished Children's Alliance	Heritage Company Inc (The)	8	\$1,027,149.34	\$317,532.87	\$476,662.92	30.91%
Vermont ETV Inc	ComNet Marketing Group Inc	8	\$68,861.14	\$35,983.82	\$35,748.14	52.26%
Vermont ETV Inc	Share Group Inc	8	\$157,640.00	\$65,116.00	\$0.00	41.31%
<i>Vermont Public Radio</i>	<i>ComNet Marketing Group Inc</i>	<i>8</i>	<i>\$31,260.00</i>	<i>\$17,306.81</i>	<i>\$20,158.87</i>	<i>55.36%</i>

DATA OBTAINED FROM INTERIM AND CLOSING STATEMENTS FILED BY PROFESSIONAL FUND RAISERS

CHARITABLE ORGANIZATION	PROFESSIONAL FUND RAISER	GEO. AREA	GROSS RECEIPTS	NET TO CHARITY	UNCOLLECTED PLEDGES	% TO CHARITY
Vestal Police Benevolent Association Inc	Event Marketing (Narde, James E)	5	\$55,285.00	\$21,008.30	\$0.00	38.00%
VFW of the United States-Department of New York	Heritage Company Inc (The)	4	\$2,025.00	\$94.40	\$0.00	4.66%
VFW of the United States-Department of New York	Marketing Squad Inc	4	\$417,382.00	\$62,607.00	\$0.00	15.00%
<i>VFW of the United States-Nassau County Council</i>	<i>Campaign Center Inc (The)</i>	2	<i>\$138,239.00</i>	<i>\$27,772.00</i>	<i>\$0.00</i>	<i>20.09%</i>
<i>VFW of the United States-Suffolk County Chapter</i>	<i>Campaign Center Inc (The)</i>	2	<i>\$152,353.00</i>	<i>\$30,871.00</i>	<i>\$0.00</i>	<i>20.26%</i>
Vietnam Veterans of America Foundation	Factor Direct Ltd	8	\$91,924.00	\$23,929.00	\$45,697.00	26.03%
<i>Vietnam Veterans of America-Chapter #11 Suffolk NY Inc</i>	<i>Mure Associates Inc</i>	2	<i>\$63,339.00</i>	<i>\$13,934.58</i>	<i>\$0.00</i>	<i>22.00%</i>
<i>Vietnam Veterans of America-Chapter #82 Hicksville NY</i>	<i>Suffolk Productions Inc</i>	2	<i>\$25,150.00</i>	<i>\$6,288.00</i>	<i>\$0.00</i>	<i>25.00%</i>
<i>VietNow National Headquarters</i>	<i>ABC Productions (Cowan, Christopher &amp; Pitt, Terry)</i>	8	<i>\$6,895.00</i>	<i>\$1,103.20</i>	<i>\$0.00</i>	<i>16.00%</i>
<i>VietNow National Headquarters</i>	<i>Barry E Schmoyer &amp; Associates Inc</i>	8	<i>\$20,645.00</i>	<i>\$3,276.40</i>	<i>\$40,810.00</i>	<i>15.87%</i>
VietNow National Headquarters	Caring People Enterprises Inc	8	\$175,837.50	\$35,167.50	\$0.00	20.00%
VietNow National Headquarters	Municipal Marketing (Forsyth, David)	8	\$17,624.00	\$3,524.80	\$0.00	20.00%
Village of Fishkill Police Benevolent Association	Stage Door Music Productions Inc	3	\$58,690.00	\$9,977.30	\$0.00	17.00%
Village of Hammondsport Police Benevolent Association	Event Marketing (Narde, James E)	6	\$15,027.00	\$5,259.45	\$0.00	35.00%
Village of Hempstead Police Activity League	Island Marketing Concepts Inc	2	\$31,517.00	\$9,455.10	\$0.00	30.00%
Village of Montgomery Police Benevolent Association Inc	Stage Door Music Productions Inc	3	\$28,476.00	\$4,271.40	\$0.00	15.00%
Voice for the Children Inc	Marketing Squad Inc	8	\$101,037.00	\$15,071.00	\$0.00	14.92%
Voiture Nationale La Societe Des 40 Hommes et 8 Chevaux (2004 Promenade Nationale Convention Corp)	Heritage Company Inc (The)	8	\$126,135.00	\$26,813.75	\$56,352.00	21.26%
Warren County Deputy Sheriffs Benevolent Association	Stage Door Music Productions Inc	4	\$112,549.00	\$28,187.25	\$0.00	25.04%
Watertown Police Benevolent Association	Stage Door Music Productions Inc	5	\$91,313.00	\$18,262.60	\$0.00	20.00%
Watkins Glen Police Benevolent Association	Northeastern Advertising (Morgan, William J)	6	\$32,295.00	\$14,532.75	\$0.00	45.00%
Westchester Legionnaire Inc	Weiss, Howard	3	\$34,523.00	\$13,809.20	\$0.00	40.00%

DATA OBTAINED FROM INTERIM AND CLOSING STATEMENTS FILED BY PROFESSIONAL FUND RAISERS

CHARITABLE ORGANIZATION	PROFESSIONAL FUND RAISER	GEO. AREA	GROSS RECEIPTS	NET TO CHARITY	UNCOLLECTED PLEDGES	% TO CHARITY
<i>Western New York Public Broadcasting Association</i>	<i>Phone Bank Systems Inc</i>	7	\$172,185.00	\$83,954.58	\$56,025.00	48.76%
Western New York Volunteer Firemens Association	Caring People Enterprises Inc	7	\$91,352.50	\$27,405.75	\$0.00	30.00%
Wilderness Society	Share Group Inc	8	\$336,780.00	\$133,583.00	\$0.00	39.66%
<i>Wishing Well Foundation USA Inc</i>	<i>J.E.K. Marketing Inc</i>	8	\$376,304.99	\$75,260.99	\$0.00	20.00%
WMHT Educational Telecommunications Inc	ComNet Marketing Group Inc	4	\$59,593.00	\$13,583.81	\$19,784.00	22.79%
WNYC Radio	Aria Communications Corporation	1	\$185,651.00	\$96,126.63	\$61,126.00	51.78%
<i>WNYC Radio</i>	<i>Sage Group LLC (The)</i>	1	\$280,022.00	\$180,084.10	\$100,381.00	64.31%
Women's Action for New Directions Inc	Share Group Inc	8	\$8,423.00	\$3,251.00	\$0.00	38.60%
World Jewish Congress American Section Inc	Factor Direct Ltd	1	\$128,235.00	\$28,167.00	\$141,791.00	21.97%
World Society for the Protection of Animals	Infocision Management Corporation	8	\$390.00	\$0.00	\$0.00	0.00%
World Wildlife Fund Inc	Infocision Management Corporation	8	\$269,108.00	\$125,806.00	\$0.00	46.75%
World Wildlife Fund Inc	Public Interest Communications Inc	8	\$821,124.23	\$295,310.38	\$356,725.80	35.96%
World Wildlife Fund Inc	RuffaloCODY LLC	8	\$12,800.00	\$4,098.61	\$7,530.00	32.02%
WSKG Public Telecommunications Council	ComNet Marketing Group Inc	5	\$71,508.64	\$26,664.02	\$6,868.40	37.29%
<i>WXXI Public Broadcasting Council</i>	<i>Phone Bank Systems Inc</i>	6	\$105,745.92	\$68,742.04	\$8,053.08	65.01%
<i>Yonkers Police Captain's, Lieutenant's &amp; Sergeant's Benevolent Association</i>	<i>Holmac Telecommunications Inc</i>	3	\$97,751.00	\$34,212.85	\$0.00	35.00%
Ziyara Temple AONMS	Royalty Services Inc	5	\$133,332.00	\$42,674.30	\$0.00	32.01%
<b>TOTALS</b>		---	<b>\$170,581,965.90</b>	<b>\$63,523,594.67</b>	<b>\$39,256,503.81</b>	<b>37.24%</b>

DATA OBTAINED FROM INTERIM AND CLOSING STATEMENTS FILED BY PROFESSIONAL FUND RAISERS

TABLE 2  
Professional Fund Raisers-  
Alphabetical Order  
2004 Telemarketing Campaigns

PROFESSIONAL FUND RAISER	CHARITABLE ORGANIZATION	GEO. AREA	GROSS RECEIPTS	NET TO CHARITY	UNCOLLECTED PLEDGES	% TO CHARITY
<i>A. D. P. Publications Inc</i>	<i>American Diabetes Association Inc</i>	8	\$118,846.00	\$26,470.00	\$0.00	22.27%
<i>ABC Productions (Cowan, Christopher &amp; Pitt, Terry)</i>	<i>VietNow National Headquarters</i>	8	\$6,895.00	\$1,103.20	\$0.00	16.00%
Advantage Fund-Raising Consulting Inc	Betty Ford Center at Eisenhower	8	\$110,560.75	\$40,925.75	\$0.00	37.02%
All Star Productions (Messmore, Barbara)	A Child's Fondest Wish Inc	8	\$23,100.00	\$4,620.00	\$8,210.00	20.00%
All Star Productions (Messmore, Barbara)	Breast Cancer Assistance Fund	8	\$21,470.00	\$4,294.00	\$9,500.00	20.00%
<i>All Star Productions (Messmore, Barbara)</i>	<i>Children's Charity Fund Inc</i>	8	\$985.00	\$197.00	\$1,850.00	20.00%
<i>All Star Productions (Messmore, Barbara)</i>	<i>Defeat Diabetes Foundation Inc</i>	8	\$20,991.00	\$5,247.75	\$10,100.00	25.00%
<i>All Star Productions (Messmore, Barbara)</i>	<i>Hope Cancer Fund</i>	8	\$3,660.00	\$732.00	\$1,840.00	20.00%
<i>All Star Productions (Messmore, Barbara)</i>	<i>Our American Veterans Inc</i>	8	\$9,322.00	\$1,864.40	\$4,858.00	20.00%
Allan C Hill Productions Inc	Reach Our Children Inc	8	\$74,114.00	\$8,893.68	\$49,409.33	12.00%
American Trade and Convention Publications Inc	New York AMVETS Inc	2	\$641,325.00	\$20,000.00	\$0.00	3.12%
American Trade and Convention Publications Inc	New York Vietnam Veterans Foundation Inc	2	\$208,992.00	\$59,053.00	\$0.00	28.26%
Aria Communications Corporation	WNYC Radio	1	\$185,651.00	\$96,126.63	\$61,126.00	51.78%
Badge Publications (Littlejohn, James N)	Fulton Police Benevolent Association	5	\$35,984.00	\$12,594.40	\$0.00	35.00%
Badge Publications (Littlejohn, James N)	Lake City Police Club	5	\$49,607.00	\$17,362.45	\$0.00	35.00%
Barry E Schmoyer & Associates Inc	Cancer Fund of America Inc	8	\$28,488.00	\$4,273.20	\$81,827.00	15.00%
<i>Barry E Schmoyer &amp; Associates Inc</i>	<i>VietNow National Headquarters</i>	8	\$20,645.00	\$3,276.40	\$40,810.00	15.87%
Bee LC	Cancer Center for Detection and Prevention (f/k/a Pacific West Cancer Fund)	8	\$289,857.11	\$28,234.19	\$188,147.89	9.74%
<i>Bee LC</i>	<i>Cancer Fund of America Inc</i>	8	\$241,254.94	\$10,936.86	\$122,226.06	4.53%
<i>Bee LC</i>	<i>Heart Support of America Inc</i>	8	\$199,496.34	\$36,768.52	\$72,693.66	18.43%
Bee LC	National Veterans Services Fund Inc	8	\$212,042.68	\$27,102.85	\$141,361.32	12.78%
Bee LC	Project Cure Inc	8	\$418,339.80	\$79,921.58	\$169,758.70	19.10%

DATA OBTAINED FROM INTERIM AND CLOSING STATEMENTS FILED BY PROFESSIONAL FUND RAISERS

PROFESSIONAL FUND RAISER	CHARITABLE ORGANIZATION	GEO. AREA	GROSS RECEIPTS	NET TO CHARITY	UNCOLLECTED PLEDGES	% TO CHARITY
<i>Bee LC</i>	<i>Roger Wyburn-Mason &amp; Jack M Blount Foundation for Eradication of Rheumatoid Disease Inc</i>	8	\$117,004.50	\$40,940.97	\$32,950.50	34.99%
Bristol Marketing Associates Inc	Multiple Sclerosis Foundation Inc	8	\$48,632.00	\$8,594.65	\$40,037.35	17.67%
<i>Campaign Center Inc (The)</i>	<i>American Foundation for Disabled Children Inc</i>	1	\$11,100.00	\$2,220.00	\$0.00	20.00%
<i>Campaign Center Inc (The)</i>	<i>Coalition Against Breast Cancer Inc</i>	2	\$728,866.00	\$145,775.00	\$0.00	20.00%
<i>Campaign Center Inc (The)</i>	<i>Defeat Diabetes Foundation Inc</i>	8	\$154,641.00	\$31,309.00	\$0.00	20.25%
<i>Campaign Center Inc (The)</i>	<i>Disabled Veterans of America Inc-PFC Salvatore J Armato</i>	2	\$2,103.00	\$461.00	\$0.00	21.92%
<i>Campaign Center Inc (The)</i>	<i>Knights of Columbus-Monsignor Delaney Council #5983</i>	2	\$17,350.00	\$4,348.00	\$0.00	25.06%
<i>Campaign Center Inc (The)</i>	<i>Long Island State Park Police Benevolent Association</i>	2	\$379,784.00	\$95,045.00	\$0.00	25.03%
<i>Campaign Center Inc (The)</i>	<i>Manor Park Seniors Ltd</i>	2	\$37,747.00	\$7,550.00	\$0.00	20.00%
Campaign Center Inc (The)	Marine Corps League-Huntington Long Island Detachment	2	\$233,938.50	\$53,928.50	\$0.00	23.05%
<i>Campaign Center Inc (The)</i>	<i>Suffolk County Police Athletic League Inc</i>	2	\$302,197.00	\$75,234.00	\$0.00	24.90%
<i>Campaign Center Inc (The)</i>	<i>VFW of the United States-Nassau County Council</i>	2	\$138,239.00	\$27,772.00	\$0.00	20.09%
<i>Campaign Center Inc (The)</i>	<i>VFW of the United States-Suffolk County Chapter</i>	2	\$152,353.00	\$30,871.00	\$0.00	20.26%
<i>Campaign Headquarters Inc</i>	<i>Badge and Shield Club Inc</i>	7	\$115,837.00	\$37,068.00	\$0.00	32.00%
Campaign Headquarters Inc	Buffalo Police Benevolent Association Inc	7	\$180,877.00	\$67,829.00	\$0.00	37.50%
Campaign Headquarters Inc	Buffalo Police Benevolent Association Inc	7	\$92,370.00	\$21,245.00	\$0.00	23.00%
Campaign Headquarters Inc	Erie County Association of Chiefs of Police Inc	7	\$117,969.50	\$16,000.00	\$0.00	13.56%
Campaign Headquarters Inc	Judges and Police Executive Conference of Erie County NY Inc	7	\$73,880.00	\$22,164.00	\$0.00	30.00%
Campaign Headquarters Inc	Niagara Falls New York Police Athletic League	7	\$106,345.00	\$21,269.00	\$0.00	20.00%
<i>Campaign Headquarters Inc</i>	<i>Niagara Falls New York Police Athletic League</i>	7	\$84,402.00	\$28,696.00	\$0.00	34.00%
Capital District Callers Inc	Food Pantries for the Capital District Inc	4	\$244,764.00	\$146,858.40	\$0.00	60.00%

DATA OBTAINED FROM INTERIM AND CLOSING STATEMENTS FILED BY PROFESSIONAL FUND RAISERS



PROFESSIONAL FUND RAISER	CHARITABLE ORGANIZATION	GEO. AREA	GROSS RECEIPTS	NET TO CHARITY	UNCOLLECTED PLEDGES	% TO CHARITY
Capital District Callers Inc	Hunger Action Network of New York State	4	\$105,966.00	\$58,281.30	\$0.00	55.00%
Capital District Callers Inc	Marine Corps League-Captain William Dale O'Brien Detachment	4	\$18,704.50	\$10,287.48	\$0.00	55.00%
Capital District Callers Inc	Marine Corps League-Electric City Detachment	4	\$13,337.00	\$7,335.35	\$0.00	55.00%
Capital District Callers Inc	Marine Corps League-Troy Detachment Inc	4	\$18,704.50	\$10,287.48	\$0.00	55.00%
<i>Capital District Callers Inc</i>	<i>National Federation of the Blind of New York State Inc</i>	<i>1</i>	<i>\$97,869.00</i>	<i>\$31,318.08</i>	<i>\$0.00</i>	<i>32.00%</i>
Capital District Callers Inc	Northeast Mobile Search and Rescue Inc	4	\$30,555.00	\$16,805.25	\$0.00	55.00%
Capital District Callers Inc	Stop the Violence Inc	4	\$27,405.00	\$12,332.25	\$0.00	45.00%
Caring People Enterprises Inc	Children's Charity Fund Inc	8	\$133,225.42	\$26,645.09	\$0.00	20.00%
Caring People Enterprises Inc	Dazzle School of Visual and Performing Arts Inc	6	\$64,578.00	\$16,144.50	\$0.00	25.00%
<i>Caring People Enterprises Inc</i>	<i>Defeat Diabetes Foundation Inc</i>	<i>8</i>	<i>\$168,275.97</i>	<i>\$33,655.19</i>	<i>\$0.00</i>	<i>20.00%</i>
<i>Caring People Enterprises Inc</i>	<i>Hope Cancer Fund</i>	<i>8</i>	<i>\$61,435.11</i>	<i>\$13,372.52</i>	<i>\$0.00</i>	<i>21.77%</i>
<i>Caring People Enterprises Inc</i>	<i>Northern New York Volunteer Firemens Association Inc</i>	<i>5</i>	<i>\$112,518.14</i>	<i>\$22,503.63</i>	<i>\$0.00</i>	<i>20.00%</i>
Caring People Enterprises Inc	Operation Lookout National Center for Missing Youth	8	\$20,996.00	\$4,799.20	\$0.00	22.86%
Caring People Enterprises Inc	Southside Cyclones Football Club Inc	6	\$35,428.00	\$8,857.00	\$0.00	25.00%
Caring People Enterprises Inc	VietNow National Headquarters	8	\$175,837.50	\$35,167.50	\$0.00	20.00%
Caring People Enterprises Inc	Western New York Volunteer Firemens Association	7	\$91,352.50	\$27,405.75	\$0.00	30.00%
<i>Civic Development Group LLC</i>	<i>Cancer Fund of America Inc</i>	<i>8</i>	<i>\$3,868,117.00</i>	<i>\$483,997.00</i>	<i>\$0.00</i>	<i>12.51%</i>
<i>Civic Development Group LLC</i>	<i>Disabled Veterans Associations</i>	<i>8</i>	<i>\$1,950,653.00</i>	<i>\$243,993.00</i>	<i>\$0.00</i>	<i>12.51%</i>
<i>Civic Development Group LLC</i>	<i>Fire Victims Charitable Foundation Inc</i>	<i>8</i>	<i>\$4,127,354.00</i>	<i>\$573,438.00</i>	<i>\$0.00</i>	<i>13.89%</i>
<i>Civic Development Group LLC</i>	<i>Fraternal Order of Police Empire State Lodge Inc</i>	<i>2</i>	<i>\$3,559,053.00</i>	<i>\$822,565.00</i>	<i>\$0.00</i>	<i>23.11%</i>
<i>Civic Development Group LLC</i>	<i>Narcotic Enforcement Officers Association Inc</i>	<i>4</i>	<i>\$315,339.00</i>	<i>\$28,919.00</i>	<i>\$0.00</i>	<i>9.17%</i>
<i>Civic Development Group LLC</i>	<i>New York State Association of PBA's Inc</i>	<i>2</i>	<i>\$1,289,276.00</i>	<i>\$192,347.00</i>	<i>\$0.00</i>	<i>14.92%</i>
Community Services Inc	Croton Police Association	3	\$50,504.00	\$21,211.68	\$0.00	42.00%

DATA OBTAINED FROM INTERIM AND CLOSING STATEMENTS FILED BY PROFESSIONAL FUND RAISERS

PROFESSIONAL FUND RAISER	CHARITABLE ORGANIZATION	GEO. AREA	GROSS RECEIPTS	NET TO CHARITY	UNCOLLECTED PLEDGES	% TO CHARITY
Community Services Inc	Putnam County Volunteer Firemens Association	3	\$70,554.50	\$21,166.35	\$0.00	30.00%
Community Tele Services	New York State Union of Police Associations Inc	3	\$504,216.00	\$143,990.00	\$0.00	28.56%
Community Tele Services	Police Officer Defense Fund of New York State Inc	3	\$79,756.00	\$24,000.00	\$0.00	30.09%
<i>ComNet Marketing Group Inc</i>	<i>Buffalo Fine Arts Academy</i>	7	<i>\$12,449.00</i>	<i>\$7,179.67</i>	<i>\$0.00</i>	<i>57.67%</i>
<i>ComNet Marketing Group Inc</i>	<i>Mountain Lake Public Telecommunications Council Inc (WCFE)</i>	4	<i>\$45,211.00</i>	<i>\$29,223.00</i>	<i>\$23,267.00</i>	<i>64.64%</i>
<i>ComNet Marketing Group Inc</i>	<i>Public Broadcasting Council of Central NY Inc (WCNY)</i>	5	<i>\$65,151.00</i>	<i>\$27,259.39</i>	<i>\$0.00</i>	<i>41.84%</i>
ComNet Marketing Group Inc	Vermont ETV Inc	8	\$68,861.14	\$35,983.82	\$35,748.14	52.26%
<i>ComNet Marketing Group Inc</i>	<i>Vermont Public Radio</i>	8	<i>\$31,260.00</i>	<i>\$17,306.81</i>	<i>\$20,158.87</i>	<i>55.36%</i>
ComNet Marketing Group Inc	WMHT Educational Telecommunications Inc	4	\$59,593.00	\$13,583.81	\$19,784.00	22.79%
ComNet Marketing Group Inc	WSKG Public Telecommunications Council	5	\$71,508.64	\$26,664.02	\$6,868.40	37.29%
<i>Contract Communications Inc</i>	<i>America's Athletes With Disabilities Inc</i>	8	<i>\$443,030.00</i>	<i>\$75,315.00</i>	<i>\$152,038.00</i>	<i>17.00%</i>
<i>Contract Communications Inc</i>	<i>Cancer Recovery Foundation of America</i>	8	<i>\$1,858,061.00</i>	<i>\$371,612.00</i>	<i>\$841,867.00</i>	<i>20.00%</i>
Contract Communications Inc	For Kids Sake Inc	8	\$78,781.00	\$7,878.00	\$8,370.00	10.00%
Contract Communications Inc	Little Heroes Foundation	8	\$387,658.00	\$58,149.00	\$98,557.00	15.00%
<i>Contract Communications Inc</i>	<i>Operation Lookout National Center for Missing Youth</i>	8	<i>\$357,217.00</i>	<i>\$53,582.00</i>	<i>\$155,885.00</i>	<i>15.00%</i>
<i>D &amp; D Telemarketing Inc</i>	<i>Suffolk County Detective Investigators Police Benevolent Association</i>	2	<i>\$104,640.00</i>	<i>\$36,436.00</i>	<i>\$0.00</i>	<i>34.82%</i>
<i>D &amp; D Telemarketing Inc</i>	<i>Suffolk County Police Athletic League Inc</i>	2	<i>\$141,806.00</i>	<i>\$55,964.00</i>	<i>\$0.00</i>	<i>39.47%</i>
D & D Telemarketing Inc	Suffolk County Police Memorial Fund Inc	2	\$99,388.00	\$39,755.00	\$0.00	40.00%
D & R Communications (Sadofsky, David)	Police Athletic League of Yonkers Foundation Inc	3	\$212,525.00	\$68,757.50	\$0.00	32.35%
D & R Communications (Sadofsky, David)	Spring Valley Policemens Benevolent Association	3	\$33,592.00	\$12,429.04	\$0.00	37.00%
D & R Communications (Sadofsky, David)	Uniformed Fire Fighters Association of the City of Mt Vernon NY Inc	3	\$71,540.00	\$25,039.00	\$0.00	35.00%
<i>Data Communications Inc</i>	<i>Retired Police Association of the State of New York Inc</i>	2	<i>\$51,563.00</i>	<i>\$7,734.45</i>	<i>\$0.00</i>	<i>15.00%</i>

DATA OBTAINED FROM INTERIM AND CLOSING STATEMENTS FILED BY PROFESSIONAL FUND RAISERS

PROFESSIONAL FUND RAISER	CHARITABLE ORGANIZATION	GEO. AREA	GROSS RECEIPTS	NET TO CHARITY	UNCOLLECTED PLEDGES	% TO CHARITY
DCM Inc	Buffalo Philharmonic Orchestra Society Inc	7	\$353,796.00	\$169,708.00	\$0.00	47.97%
DCM Inc	College Community Services Inc (Brooklyn Center for the Performing Arts)	1	\$25,434.00	\$2,504.78	\$0.00	9.85%
DCM Inc	New Jersey Symphony Orchestra	8	\$38,854.00	\$15,896.50	\$0.00	40.91%
DCM Inc	New York City Opera Inc	1	\$1,372,147.00	\$966,319.00	\$0.00	70.42%
DCM Inc	New York City Opera Inc	1	\$291,746.00	\$167,021.00	\$0.00	57.25%
DCM Inc	New York Shakespeare Festival	1	\$145,100.00	\$104,519.00	\$0.00	72.03%
DCM Inc	Papermill Playhouse	8	\$120,821.00	\$54,168.00	\$0.00	44.83%
DCM Inc	Playwrights Horizons Inc	1	\$41,013.00	\$8,812.20	\$0.00	21.49%
DCM Inc	Syracuse Symphony Orchestra Inc	5	\$248,231.00	\$141,929.59	\$0.00	57.18%
Dedicated Callers Enterprises (Sabo, Frank)	Children's Cancer Assistance Network	8	\$89,256.00	\$17,851.20	\$0.00	20.00%
Dedicated Callers Enterprises (Sabo, Frank)	Children's Charity Fund Inc	8	\$38,774.00	\$7,754.80	\$0.00	20.00%
Dedicated Callers Enterprises (Sabo, Frank)	Children's Charity Fund Inc	8	\$5,932.00	\$1,186.40	\$0.00	20.00%
DialAmerica Marketing Inc	Mothers Against Drunk Driving	8	\$13,836.00	(\$61,600.00)	\$83,465.00	-445.22%
Donor Services Group LLC	Center for Science in the Public Interest	8	\$9,975.00	\$7,744.00	\$19,525.00	77.63%
Donor Services Group LLC	Greenpeace Inc	8	\$15,135.00	\$11,511.00	\$21,153.00	76.06%
Donor Services Group LLC	National Trust for Historic Preservation in the United States	8	\$1,035,480.00	\$629,214.00	\$129,309.00	60.77%
Donor Services Group LLC	National Wildlife Federation	8	\$459,777.00	(\$76,665.00)	\$544,797.00	-16.67%
Donor Services Group LLC	Planned Parenthood Action Fund Inc	1	\$575,043.00	\$430,110.00	\$268,455.00	74.80%
Donor Services Group LLC	Planned Parenthood Federation of America Inc	1	\$1,693,611.00	\$1,230,687.00	\$625,743.00	72.67%
<i>EARTHtel Inc</i>	<i>Lambda Legal Defense &amp; Education Fund Inc</i>	<i>1</i>	<i>\$69,220.00</i>	<i>\$45,438.25</i>	<i>\$0.00</i>	<i>65.64%</i>
EARTHtel Inc	NAACP Legal Defense and Educational Fund Inc	1	\$17,835.00	\$14,691.00	\$0.00	82.37%
EARTHtel Inc	NARAL Pro-Choice America	8	\$1,384,614.00	\$773,500.90	\$0.00	55.86%

DATA OBTAINED FROM INTERIM AND CLOSING STATEMENTS FILED BY PROFESSIONAL FUND RAISERS

PROFESSIONAL FUND RAISER	CHARITABLE ORGANIZATION	GEO. AREA	GROSS RECEIPTS	NET TO CHARITY	UNCOLLECTED PLEDGES	% TO CHARITY
EARTHtel Inc	Public Citizen Foundation Inc	8	\$18,581.00	(\$926.12)	\$66,479.00	-4.98%
<i>EARTHtel Inc</i>	<i>Sierra Club</i>	8	<i>\$791,696.40</i>	<i>\$150,756.10</i>	<i>\$500,000.00</i>	<i>19.04%</i>
<i>Event Marketing (Narde, James E)</i>	<i>Allegany County Deputy Sheriffs Association</i>	7	<i>\$51,687.27</i>	<i>\$18,090.54</i>	<i>\$0.00</i>	<i>35.00%</i>
<i>Event Marketing (Narde, James E)</i>	<i>Bath Police Benevolent Association</i>	6	<i>\$26,832.00</i>	<i>\$9,391.20</i>	<i>\$0.00</i>	<i>35.00%</i>
Event Marketing (Narde, James E)	Bath Police Benevolent Association	6	\$31,035.00	\$10,862.25	\$0.00	35.00%
Event Marketing (Narde, James E)	Cayuga County Deputy Sheriff's Benevolent Association	5	\$38,100.00	\$16,002.00	\$0.00	42.00%
<i>Event Marketing (Narde, James E)</i>	<i>Cayuga County Deputy Sheriff's Benevolent Association</i>	5	<i>\$45,022.50</i>	<i>\$18,909.45</i>	<i>\$0.00</i>	<i>42.00%</i>
<i>Event Marketing (Narde, James E)</i>	<i>Chemung County Deputy Sheriffs Association</i>	6	<i>\$58,493.00</i>	<i>\$24,567.06</i>	<i>\$0.00</i>	<i>42.00%</i>
Event Marketing (Narde, James E)	Deputies Association of the County of Steuben	6	\$58,690.00	\$26,410.50	\$0.00	45.00%
Event Marketing (Narde, James E)	Elmira Heights Police Benevolent Association Inc	6	\$44,853.00	\$17,044.14	\$0.00	38.00%
Event Marketing (Narde, James E)	Endicott Police Benevolent Association Inc	5	\$30,153.00	\$11,458.14	\$0.00	38.00%
<i>Event Marketing (Narde, James E)</i>	<i>Horseheads Police Benevolent Association</i>	6	<i>\$57,122.00</i>	<i>\$25,704.90</i>	<i>\$0.00</i>	<i>45.00%</i>
Event Marketing (Narde, James E)	Norwich Police Benevolent Association	5	\$43,049.00	\$15,067.15	\$0.00	35.00%
<i>Event Marketing (Narde, James E)</i>	<i>Oneonta Police Benevolent Association</i>	5	<i>\$42,654.00</i>	<i>\$16,208.52</i>	<i>\$0.00</i>	<i>38.00%</i>
Event Marketing (Narde, James E)	Vestal Police Benevolent Association Inc	5	\$55,285.00	\$21,008.30	\$0.00	38.00%
Event Marketing (Narde, James E)	Village of Hammondsport Police Benevolent Association	6	\$15,027.00	\$5,259.45	\$0.00	35.00%
Factor Direct Ltd	American Foundation for AIDS Research (AMFAR)	1	\$87,526.00	\$43,155.00	\$52,754.00	49.31%
Factor Direct Ltd	American Humane Association	8	\$21,164.00	\$10,838.00	\$6,070.00	51.21%
Factor Direct Ltd	American Society for the Prevention of Cruelty to Animals	1	\$3,030.00	\$1,083.00	\$2,960.00	35.74%
Factor Direct Ltd	Anti-Defamation League of B'nai B'rith	1	\$26,011.00	\$173.00	\$32,309.00	0.67%
Factor Direct Ltd	Anti-Defamation League of B'nai B'rith	1	\$951,347.00	\$336,573.00	\$482,767.00	35.38%
Factor Direct Ltd	Church World Service Inc	8	\$14,941.00	\$510.00	\$9,465.00	3.41%
Factor Direct Ltd	Citizens Against Government Waste	8	\$20,135.00	(\$2,786.00)	\$20,656.00	-13.84%

DATA OBTAINED FROM INTERIM AND CLOSING STATEMENTS FILED BY PROFESSIONAL FUND RAISERS

PROFESSIONAL FUND RAISER	CHARITABLE ORGANIZATION	GEO. AREA	GROSS RECEIPTS	NET TO CHARITY	UNCOLLECTED PLEDGES	% TO CHARITY
Facter Direct Ltd	Colonial Williamsburg Foundation	8	\$251,643.00	\$140,672.00	\$141,907.00	55.90%
Facter Direct Ltd	Common Cause	8	\$27,214.00	(\$3,702.00)	\$37,424.00	-13.60%
Facter Direct Ltd	Field Museum of Natural History	8	\$110,205.00	\$59,990.00	\$91,705.00	54.43%
Facter Direct Ltd	Greenpeace Inc	8	\$223,904.00	\$56,965.00	\$260,545.00	25.44%
Facter Direct Ltd	Heritage Foundation Inc (DC)	8	\$765,419.00	\$87,062.00	\$547,528.00	11.37%
Facter Direct Ltd	Interfaith Alliance Inc	8	\$382,315.00	(\$4,023.00)	\$375,016.00	-1.05%
Facter Direct Ltd	International Rescue Committee Inc	1	\$113,048.00	\$11,505.00	\$128,868.00	10.18%
Facter Direct Ltd	Multiple Sclerosis Association of America	8	\$372,639.89	\$122,474.89	\$107,225.11	32.87%
Facter Direct Ltd	NARAL Pro-Choice America	8	\$1,069,144.00	\$544,074.00	\$320,155.00	50.89%
Facter Direct Ltd	National Parks Conservation Association	8	\$587,430.00	\$153,852.00	\$255,587.00	26.19%
Facter Direct Ltd	Natural Resources Defense Council Inc	1	\$747,333.00	\$242,620.00	\$329,512.00	32.46%
Facter Direct Ltd	Planned Parenthood Action Fund Inc	1	\$314,351.00	\$13,540.00	\$265,218.00	4.31%
Facter Direct Ltd	Planned Parenthood Federation of America Inc	1	\$1,204,746.00	\$615,591.00	\$584,368.00	51.10%
Facter Direct Ltd	Project Hope The People-To-People-Health Foundation	8	\$16,891.00	(\$21,179.00)	\$57,002.00	-125.39%
Facter Direct Ltd	United States Association for United Nations High Commissioner for Refugees (UNHCR)	8	\$17,084.00	(\$6,448.00)	\$35,938.00	-37.74%
Facter Direct Ltd	United States Fund for UNICEF	1	\$223,979.00	\$33,949.00	\$223,393.00	15.16%
Facter Direct Ltd	Vietnam Veterans of America Foundation	8	\$91,924.00	\$23,929.00	\$45,697.00	26.03%
Facter Direct Ltd	World Jewish Congress American Section Inc	1	\$128,235.00	\$28,167.00	\$141,791.00	21.97%
<i>Gelmar Ltd</i>	<i>Hope Cancer Fund</i>	8	<i>\$56,113.00</i>	<i>\$11,222.00</i>	<i>\$0.00</i>	<i>20.00%</i>
George Carden Circus International	Media Shrine Temple	5	\$94,332.55	\$17,070.40	\$5,500.00	18.10%
<i>Gordon &amp; Schwenkmeyer Inc</i>	<i>NARAL Pro-Choice America</i>	8	<i>\$236,960.05</i>	<i>\$17,224.25</i>	<i>\$0.00</i>	<i>7.27%</i>
Gordon & Schwenkmeyer Inc	National Coalition for the Homeless Inc	8	\$7,285.95	\$6,260.95	\$0.00	85.93%
Gordon & Schwenkmeyer Inc	National Organization for Women New York State Inc	4	\$565,521.39	\$71,273.72	\$515.00	12.60%

DATA OBTAINED FROM INTERIM AND CLOSING STATEMENTS FILED BY PROFESSIONAL FUND RAISERS

PROFESSIONAL FUND RAISER	CHARITABLE ORGANIZATION	GEO. AREA	GROSS RECEIPTS	NET TO CHARITY	UNCOLLECTED PLEDGES	% TO CHARITY
<i>Gordon &amp; Schwenkmeyer Inc</i>	<i>New York Cares Inc</i>	1	\$125,576.70	\$71,398.42	\$310.00	56.86%
Gordon & Schwenkmeyer Inc	New York State Tenants & Neighbors Coalition Inc	1	\$153,764.47	\$59,281.28	\$0.00	38.55%
Gotham Productions Inc	Kingston Police Benevolent Association	3	\$69,905.00	\$17,476.00	\$0.00	25.00%
Gotham Productions Inc	Kingston Police Gold Shield Society	3	\$50,212.50	\$14,059.50	\$0.00	28.00%
Gotham Productions Inc	New York State Corrections Emerald Society	4	\$12,484.00	\$3,121.00	\$0.00	25.00%
Gotham Productions Inc	Philip S McDonald Police Benevolent Association	5	\$67,416.62	\$18,333.00	\$0.00	27.19%
<i>Gotham Productions Inc</i>	<i>Poughkeepsie Police Athletic League Inc</i>	3	\$28,965.00	\$8,689.50	\$0.00	30.00%
<i>Gotham Productions Inc</i>	<i>Rensselaer County Deputy Sheriffs Police Benevolent Association</i>	4	\$69,310.00	\$20,793.00	\$0.00	30.00%
Gotham Productions Inc	Schenectady County Sheriffs Benevolent Association	4	\$121,839.50	\$43,000.00	\$0.00	35.29%
Gotham Productions Inc	Schenectady County Sheriffs Benevolent Association	4	\$134,056.00	\$40,482.80	\$0.00	30.20%
Gotham Productions Inc	Schenectady Patrolmens Benevolent Association	4	\$119,975.00	\$30,218.75	\$0.00	25.19%
Gotham Productions Inc	Scotia Patrolmens Benevolent Association Inc	4	\$37,636.00	\$11,290.80	\$0.00	30.00%
Gotham Productions Inc	Scotia Patrolmens Benevolent Association Inc	4	\$35,317.50	\$10,595.25	\$0.00	30.00%
Gotham Productions Inc	Town of Newburgh Policemen's Benevolent Association	3	\$95,897.50	\$23,974.37	\$0.00	25.00%
Gotham Productions Inc	Town of Saugerties Police Benevolent Association	3	\$27,015.00	\$9,995.55	\$0.00	37.00%
Harris Direct	Medecins Sans Frontieres USA Inc	1	\$143,254.00	\$85,952.40	\$53,918.00	60.00%
Harris Direct	Planetary Society	8	\$16,656.00	\$10,225.40	\$10,274.00	61.39%
Heritage Company Inc (The)	America's Athletes With Disabilities Inc	8	\$363,538.36	\$81,082.02	\$298,948.24	22.30%
<i>Heritage Company Inc (The)</i>	<i>American Association of the Deaf-Blind</i>	8	\$1,455,940.12	\$392,214.05	\$596,096.46	26.94%
<i>Heritage Company Inc (The)</i>	<i>Children's Wish Foundation International Inc</i>	8	\$3,568,269.01	\$1,001,384.75	\$2,122,239.96	28.06%
<i>Heritage Company Inc (The)</i>	<i>Empire State Association of the Deaf Inc</i>	7	\$28,410.18	\$8,000.00	\$24,548.00	28.16%
<i>Heritage Company Inc (The)</i>	<i>Enlisted Association of the New York National Guard</i>	1	\$40,856.00	\$14,220.31	\$43,336.00	34.81%
Heritage Company Inc (The)	Mothers Against Drunk Driving	8	\$4,399,469.62	\$2,058,461.36	\$1,808,282.68	46.79%

DATA OBTAINED FROM INTERIM AND CLOSING STATEMENTS FILED BY PROFESSIONAL FUND RAISERS

PROFESSIONAL FUND RAISER	CHARITABLE ORGANIZATION	GEO. AREA	GROSS RECEIPTS	NET TO CHARITY	UNCOLLECTED PLEDGES	% TO CHARITY
Heritage Company Inc (The)	Mothers Against Drunk Driving	8	\$571,376.21	\$287,853.10	\$249,958.79	50.38%
<i>Heritage Company Inc (The)</i>	<i>Multiple Sclerosis Association of America</i>	8	<i>\$5,788,274.00</i>	<i>\$2,431,863.00</i>	<i>\$1,163,598.00</i>	<i>42.01%</i>
<i>Heritage Company Inc (The)</i>	<i>National Children's Cancer Society Inc</i>	8	<i>\$3,224,687.11</i>	<i>\$1,339,698.66</i>	<i>\$1,200,406.29</i>	<i>41.55%</i>
Heritage Company Inc (The)	Special Olympics New York Inc	4	\$1,382,097.01	\$779,397.16	\$565,681.08	56.39%
Heritage Company Inc (The)	Vanished Children's Alliance	8	\$1,027,149.34	\$317,532.87	\$476,662.92	30.91%
Heritage Company Inc (The)	VFW of the United States-Department of New York	4	\$2,025.00	\$94.40	\$0.00	4.66%
Heritage Company Inc (The)	Voiture Nationale La Societe Des 40 Hommes et 8 Chevaux (2004 Promenade Nationale Convention Corp)	8	\$126,135.00	\$26,813.75	\$56,352.00	21.26%
<i>Holmac Telecommunications Inc</i>	<i>Police Association of the City of Mount Vernon Inc</i>	3	<i>\$46,177.00</i>	<i>\$16,162.00</i>	<i>\$0.00</i>	<i>35.00%</i>
<i>Holmac Telecommunications Inc</i>	<i>Police Conference of New York Inc</i>	4	<i>\$254,183.00</i>	<i>\$76,255.00</i>	<i>\$0.00</i>	<i>30.00%</i>
Holmac Telecommunications Inc	Scarsdale Patrolmens Benevolent Association	3	\$225,286.00	\$72,586.00	\$0.00	32.22%
<i>Holmac Telecommunications Inc</i>	<i>Yonkers Police Captain's, Lieutenant's &amp; Sergeant's Benevolent Association</i>	3	<i>\$97,751.00</i>	<i>\$34,212.85</i>	<i>\$0.00</i>	<i>35.00%</i>
<i>IDC Ltd</i>	<i>Association of Graduates of the US Military Academy</i>	3	<i>\$1,450,781.57</i>	<i>\$1,359,347.47</i>	<i>\$662,545.35</i>	<i>93.70%</i>
IDC Ltd	Association of Graduates of the US Military Academy	3	\$234,844.38	\$176,059.63	\$967,180.62	74.97%
IDC Ltd	National Aquarium in Baltimore Inc	8	\$155,088.41	\$43,423.64	\$212,258.51	28.00%
IDC Ltd	New York City Ballet Inc	1	\$84,530.00	(\$164,246.06)	\$0.00	-194.31%
Infocision Management Corporation	African Wildlife Foundation	8	\$31,106.00	\$6,510.00	\$0.00	20.93%
Infocision Management Corporation	Alliance Defense Fund	8	\$275.00	\$115.50	\$0.00	42.00%
Infocision Management Corporation	American Center for Law & Justice Inc	8	\$3,173,936.58	\$2,443,931.17	\$0.00	77.00%
Infocision Management Corporation	American Diabetes Association Inc	8	\$977,740.12	\$549,745.99	\$0.00	56.23%
Infocision Management Corporation	American Heart Association	8	\$1,302,052.99	\$799,266.99	\$0.00	61.39%
Infocision Management Corporation	American Institute for Cancer Research	8	\$991,893.46	\$365,215.87	\$0.00	36.82%
Infocision Management Corporation	American Society for the Prevention of Cruelty to Animals	1	\$103,727.95	\$40,393.49	\$0.00	38.94%

DATA OBTAINED FROM INTERIM AND CLOSING STATEMENTS FILED BY PROFESSIONAL FUND RAISERS

PROFESSIONAL FUND RAISER	CHARITABLE ORGANIZATION	GEO. AREA	GROSS RECEIPTS	NET TO CHARITY	UNCOLLECTED PLEDGES	% TO CHARITY
Infocision Management Corporation	Arthritis Foundation	8	\$197,153.60	\$118,367.20	\$0.00	60.04%
Infocision Management Corporation	Cal Farley's Boys Ranch	8	\$4,756.00	(\$1,887.69)	\$0.00	-39.69%
Infocision Management Corporation	Children International	8	\$75,226.00	\$25,569.40	\$0.00	33.99%
Infocision Management Corporation	Christian Advocates Serving Evangelism	8	\$4,350,499.24	\$3,349,884.41	\$0.00	77.00%
Infocision Management Corporation	Christian Appalachian Project Inc	8	\$155,738.49	\$99,646.16	\$0.00	63.98%
Infocision Management Corporation	Christian Research Institute Inc	8	\$679,322.00	\$542,605.00	\$0.00	79.87%
Infocision Management Corporation	Cooperative for Assistance and Relief Everywhere Inc (CARE)	8	\$592,258.52	\$339,174.95	\$0.00	57.27%
Infocision Management Corporation	Easter Seals Inc	8	\$271,987.00	(\$18,135.82)	\$0.00	-6.67%
Infocision Management Corporation	Epilepsy Foundation of America	8	\$142,317.37	\$34,068.21	\$0.00	23.94%
Infocision Management Corporation	Family Research Council Inc	8	\$56,754.00	(\$3,118.00)	\$0.00	-5.49%
Infocision Management Corporation	International Fellowship of Christians and Jews Inc	8	\$249,552.71	\$66,009.92	\$0.00	26.45%
Infocision Management Corporation	National Right to Life Committee Inc	8	\$636,431.22	\$290,170.25	\$0.00	45.59%
<i>Infocision Management Corporation</i>	<i>Nora Lam Chinese Ministries International</i>	8	<i>\$437,863.45</i>	<i>\$53,379.38</i>	<i>\$0.00</i>	<i>12.19%</i>
Infocision Management Corporation	Paralyzed Veterans of America	8	\$2,390.00	(\$4,031.20)	\$0.00	-168.67%
Infocision Management Corporation	Save the Children Federation Inc	8	\$198,000.00	\$160.78	\$0.00	0.08%
Infocision Management Corporation	U S Olympic Committee	8	\$59,053.00	\$12,254.00	\$0.00	20.75%
Infocision Management Corporation	World Society for the Protection of Animals	8	\$390.00	\$0.00	\$0.00	0.00%
Infocision Management Corporation	World Wildlife Fund Inc	8	\$269,108.00	\$125,806.00	\$0.00	46.75%
Insight Enterprises Inc	Ulster County Shields	3	\$20,630.00	\$7,220.50	\$0.00	35.00%
Insight Enterprises Inc	Ulster County Volunteer Firemen's Association	3	\$11,817.00	\$4,135.95	\$0.00	35.00%
<i>Integral Resources Inc</i>	<i>American Council of the Blind Inc</i>	8	<i>\$541,191.15</i>	<i>\$135,996.00</i>	<i>\$222,549.44</i>	<i>25.13%</i>
<i>Integral Resources Inc</i>	<i>American Council of the Blind Inc</i>	8	<i>\$114,903.83</i>	<i>\$0.00</i>	<i>\$83,454.26</i>	<i>0.00%</i>
Integral Resources Inc	National Cancer Coalition Inc	8	\$67,885.30	\$0.00	\$0.00	0.00%

DATA OBTAINED FROM INTERIM AND CLOSING STATEMENTS FILED BY PROFESSIONAL FUND RAISERS



PROFESSIONAL FUND RAISER	CHARITABLE ORGANIZATION	GEO. AREA	GROSS RECEIPTS	NET TO CHARITY	UNCOLLECTED PLEDGES	% TO CHARITY
Island Marketing Concepts Inc	Hempstead Police Benevolent Association Inc	2	\$252,235.00	\$63,058.75	\$0.00	25.00%
Island Marketing Concepts Inc	Lynbrook Police Benevolent Association	2	\$65,502.00	\$19,650.60	\$0.00	30.00%
Island Marketing Concepts Inc	Nassau Police Conference Inc	2	\$432,554.50	\$125,200.00	\$0.00	28.94%
Island Marketing Concepts Inc	Village of Hempstead Police Activity League	2	\$31,517.00	\$9,455.10	\$0.00	30.00%
<i>J.E.K. Marketing Inc</i>	<i>Wishing Well Foundation USA Inc</i>	8	<i>\$376,304.99</i>	<i>\$75,260.99</i>	<i>\$0.00</i>	<i>20.00%</i>
JLD Marketing	Cicero Police Benevolent Association	5	\$8,645.00	\$4,855.00	\$0.00	56.16%
JLD Marketing	CNY Police Association Inc	5	\$10,504.00	\$5,464.50	\$0.00	52.02%
JNK Enterprises Inc	City of White Plains Police Benevolent Association	3	\$90,195.00	\$36,078.00	\$0.00	40.00%
JNK Enterprises Inc	Eastchester Police Benevolent Association	3	\$60,390.00	\$18,117.00	\$0.00	30.00%
JNK Enterprises Inc	Mt Kisco Police Benevolent Association	3	\$80,720.00	\$25,000.00	\$0.00	30.97%
<i>LAS LLC</i>	<i>Childhood Leukemia Foundation Inc</i>	8	<i>\$529,315.00</i>	<i>\$88,643.00</i>	<i>\$0.00</i>	<i>16.75%</i>
<i>LAS LLC</i>	<i>Committee for Missing Children Inc</i>	8	<i>\$408,220.00</i>	<i>\$41,135.00</i>	<i>\$0.00</i>	<i>10.08%</i>
<i>LAS LLC</i>	<i>International Union of Police Associations AFL-CIO</i>	8	<i>\$6,679,335.00</i>	<i>\$619,500.00</i>	<i>\$0.00</i>	<i>9.27%</i>
Lester Inc	Consumers Union of United States Inc	3	\$325,413.00	\$165,439.00	\$274,008.00	50.84%
Lester Inc	Empire State College Foundation	4	\$100,350.00	\$44,012.00	\$54,639.00	43.86%
Lester Inc	Masters School	3	\$25,678.74	\$20,574.74	\$4,970.00	80.12%
Lester Inc	Riverdale Country School	1	\$3,211.00	\$2,400.00	\$825.00	74.74%
Lester Inc	Rye Country Day School	3	\$30,288.00	\$23,886.00	\$3,050.00	78.86%
Liberty Productions (Gity, Thomas J Jr)	Amsterdam Police Benevolent Association	4	\$32,176.00	\$11,662.00	\$815.00	36.24%
Liberty Productions (Gity, Thomas J Jr)	Herkimer County Sheriffs Department Association Inc	5	\$15,329.00	\$4,598.70	\$0.00	30.00%
Liberty Productions (Gity, Thomas J Jr)	Niagara Falls Police Club Inc	7	\$65,744.00	\$23,010.40	\$0.00	35.00%
Liberty Productions (Gity, Thomas J Jr)	Uniform Firefighters of Cohoes	4	\$7,295.00	\$2,188.50	\$0.00	30.00%
Mac Communications (MacDonald, John T)	New York State Association of PBA's Inc	2	\$49,971.50	\$14,991.45	\$0.00	30.00%

DATA OBTAINED FROM INTERIM AND CLOSING STATEMENTS FILED BY PROFESSIONAL FUND RAISERS

PROFESSIONAL FUND RAISER	CHARITABLE ORGANIZATION	GEO. AREA	GROSS RECEIPTS	NET TO CHARITY	UNCOLLECTED PLEDGES	% TO CHARITY
Mako Enterprises (Grimm, Robert)	Sullivan County Patrolmans Benevolent Association	3	\$16,257.00	\$6,507.00	\$0.00	40.03%
Mako Enterprises (Grimm, Robert)	Town of Fallsburg Police Benevolent Association	3	\$15,432.00	\$5,500.00	\$0.00	35.64%
Marketing Squad Inc	AIDS Rochester Inc	6	\$170,916.00	\$34,183.00	\$0.00	20.00%
Marketing Squad Inc	American Legion Convention Corporation of Erie County New York 2004	7	\$453,367.00	\$68,005.00	\$0.00	15.00%
<i>Marketing Squad Inc</i>	<i>Eastridge Kiwanis Charitable Foundation Inc</i>	<i>6</i>	<i>\$64,747.00</i>	<i>\$16,187.00</i>	<i>\$0.00</i>	<i>25.00%</i>
<i>Marketing Squad Inc</i>	<i>Greater Rochester Junior Chamber of Commerce Inc</i>	<i>6</i>	<i>\$165,188.00</i>	<i>\$24,778.00</i>	<i>\$0.00</i>	<i>15.00%</i>
Marketing Squad Inc	Green Acres of Rochester NY Inc	6	\$244,453.00	\$61,113.00	\$0.00	25.00%
<i>Marketing Squad Inc</i>	<i>Kiwanis Club of Rochester NY Inc</i>	<i>6</i>	<i>\$88,610.00</i>	<i>\$22,152.00</i>	<i>\$0.00</i>	<i>25.00%</i>
Marketing Squad Inc	New York State Jaycees Inc	5	\$145,059.00	\$21,759.00	\$0.00	15.00%
Marketing Squad Inc	Parents of Retarded Children Camp Fund Inc	7	\$302,035.00	\$60,407.00	\$0.00	20.00%
Marketing Squad Inc	VFW of the United States-Department of New York	4	\$417,382.00	\$62,607.00	\$0.00	15.00%
Marketing Squad Inc	Voice for the Children Inc	8	\$101,037.00	\$15,071.00	\$0.00	14.92%
MDS Communications Corporation	American Leprosy Missions Inc	8	\$82,742.00	\$52,215.00	\$21,790.00	63.11%
MDS Communications Corporation	Concerned Women for America	8	\$1,845,856.00	\$762,404.00	\$696,671.00	41.30%
MDS Communications Corporation	Cooperative for Assistance and Relief Everywhere Inc (CARE)	8	\$934,728.00	\$670,903.00	\$50,207.00	71.78%
MDS Communications Corporation	Declaration Alliance	8	\$79,788.00	\$23,786.00	\$39,501.00	29.81%
MDS Communications Corporation	Food for the Hungry Inc	8	\$321,183.00	\$219,978.00	\$87,700.00	68.49%
MDS Communications Corporation	Holt International Children's Service Inc	8	\$77,903.00	\$52,095.00	\$16,554.00	66.87%
MDS Communications Corporation	Life Issues Institute Inc	8	\$142,753.00	\$84,302.00	\$44,638.00	59.05%
MDS Communications Corporation	Long Island Coalition for Life Inc	2	\$67,910.00	\$40,638.00	\$16,717.00	59.84%
MDS Communications Corporation	Mercy Corps International	8	\$255,887.00	\$157,305.00	\$60,670.00	61.47%
MDS Communications Corporation	National Right to Life Committee Inc	8	\$3,875,480.00	\$1,405,274.00	\$2,127,403.00	36.26%

DATA OBTAINED FROM INTERIM AND CLOSING STATEMENTS FILED BY PROFESSIONAL FUND RAISERS

PROFESSIONAL FUND RAISER	CHARITABLE ORGANIZATION	GEO. AREA	GROSS RECEIPTS	NET TO CHARITY	UNCOLLECTED PLEDGES	% TO CHARITY
MDS Communications Corporation	New York State Right to Life Committee	4	\$237,193.00	\$145,666.00	\$85,779.00	61.41%
MDS Communications Corporation	Rutherford Institute	8	\$76,135.00	\$17,003.00	\$51,244.00	22.33%
Midwest Publishing-DN Inc	Caring For Our Children Foundation	8	\$96,661.43	\$9,666.14	\$0.00	10.00%
<i>Midwest Publishing-DN Inc</i>	<i>National Narcotic Officers Associations Coalition</i>	8	<i>\$120,555.48</i>	<i>\$18,083.32</i>	<i>\$0.00</i>	<i>15.00%</i>
<i>Midwest Publishing-DN Inc</i>	<i>New York State Association of PBA's Inc</i>	2	<i>\$799,433.91</i>	<i>\$135,903.77</i>	<i>\$0.00</i>	<i>17.00%</i>
Midwest Publishing-DN Inc	New York State Deputies Association Inc	5	\$283,650.55	\$48,220.59	\$0.00	17.00%
<i>Midwest Publishing-DN Inc</i>	<i>Operation Lookout National Center for Missing Youth</i>	8	<i>\$191,006.12</i>	<i>\$28,650.92</i>	<i>\$0.00</i>	<i>15.00%</i>
MKTG TeleServices Inc	Boston Ballet Inc	8	\$487,612.00	\$307,439.00	\$84,377.00	63.05%
MKTG TeleServices Inc	Carnegie Hall Society Inc	1	\$2,618,624.15	\$1,974,907.59	\$235,591.00	75.42%
MKTG TeleServices Inc	Metropolitan Opera Association Inc	1	\$262,786.00	\$145,665.00	\$1,905.00	55.43%
MKTG TeleServices Inc	New York City Ballet Inc	1	\$593,493.00	\$436,940.00	\$29,134.00	73.62%
MKTG TeleServices Inc	Philharmonic Symphony Society of New York Inc	1	\$893,936.00	\$589,629.43	\$39,916.00	65.96%
MKTG TeleServices Inc	St Huberts Giralda (St Huberts Animal Welfare Center)	8	\$32,167.00	\$6,902.00	\$23,804.00	21.46%
Municipal Marketing (Forsyth, David)	Central Square Recreation Baseball League Inc	5	\$27,380.00	\$9,583.00	\$0.00	35.00%
Municipal Marketing (Forsyth, David)	John E Creedon Police Benevolent Association of Utica NY Inc	5	\$141,935.00	\$55,030.00	\$0.00	38.77%
Municipal Marketing (Forsyth, David)	Mattydale Liverpool North Syracuse Vikings Inc	5	\$18,645.00	\$5,660.50	\$0.00	30.36%
Municipal Marketing (Forsyth, David)	Perry F Barrett Police Club (Salamanca Police Club)	7	\$51,690.00	\$10,338.00	\$0.00	20.00%
Municipal Marketing (Forsyth, David)	Perry F Barrett Police Club (Salamanca Police Club)	7	\$52,999.00	\$10,599.80	\$0.00	20.00%
Municipal Marketing (Forsyth, David)	VietNow National Headquarters	8	\$17,624.00	\$3,524.80	\$0.00	20.00%
<i>Mure Associates Inc</i>	<i>Bi-County Helpline for Abuse Against Women &amp; Children</i>	2	<i>\$162,648.00</i>	<i>\$32,529.60</i>	<i>\$0.00</i>	<i>20.00%</i>
<i>Mure Associates Inc</i>	<i>Long Island Responds</i>	2	<i>\$183,035.00</i>	<i>\$18,303.50</i>	<i>\$0.00</i>	<i>10.00%</i>
<i>Mure Associates Inc</i>	<i>Suffolk County Veteran Halfway House Project Inc</i>	2	<i>\$72,110.00</i>	<i>\$14,422.00</i>	<i>\$0.00</i>	<i>20.00%</i>
Mure Associates Inc	United Breast Cancer Foundation	2	\$78,713.00	\$15,742.60	\$0.00	20.00%

DATA OBTAINED FROM INTERIM AND CLOSING STATEMENTS FILED BY PROFESSIONAL FUND RAISERS

PROFESSIONAL FUND RAISER	CHARITABLE ORGANIZATION	GEO. AREA	GROSS RECEIPTS	NET TO CHARITY	UNCOLLECTED PLEDGES	% TO CHARITY
<i>Mure Associates Inc</i>	<i>Vietnam Veterans of America-Chapter #11 Suffolk NY Inc</i>	2	\$63,339.00	\$13,934.58	\$0.00	22.00%
<i>National Benefit Company</i>	<i>Correction Officers Benevolent Association of Rockland County Inc</i>	3	\$78,002.00	\$27,482.20	\$0.00	35.23%
<i>National Benefit Company</i>	<i>Rockland County Patrolmen's Benevolent Association Inc</i>	3	\$150,131.00	\$55,891.25	\$0.00	37.23%
National Benefit Company	Rockland County Sheriff's Deputies Association Inc	3	\$139,649.25	\$48,877.24	\$0.00	35.00%
<i>New Age Services Ltd</i>	<i>New York State Association of PBA's Inc</i>	2	\$224,815.98	\$33,722.40	\$0.00	15.00%
<i>New Age Services Ltd</i>	<i>New York Veteran Police Association Inc</i>	2	\$267,905.00	\$40,185.75	\$283,185.00	15.00%
<i>New Liberty Promotions Inc</i>	<i>Association for Firefighters and Paramedics Inc</i>	8	\$315,678.25	\$31,567.83	\$0.00	10.00%
New Liberty Promotions Inc	Association for Police and Sheriffs Inc	8	\$14,240.83	\$1,424.08	\$0.00	10.00%
<i>New Liberty Promotions Inc</i>	<i>National Police Defense Foundation Inc</i>	8	\$357,217.63	\$53,582.64	\$0.00	15.00%
<i>New Liberty Promotions Inc</i>	<i>New York Police Chiefs Benevolent Association Inc (f/k/a New York State Police Chiefs Benevolent Association Inc)</i>	3	\$1,370,595.07	\$219,295.21	\$0.00	16.00%
<i>New Liberty Promotions Inc</i>	<i>New York State Association of PBA's Inc</i>	2	\$81,058.00	\$12,158.70	\$0.00	15.00%
New Liberty Promotions Inc	New York State Crime Stoppers Inc	3	\$21,106.22	\$3,165.93	\$0.00	15.00%
Niagara Frontier Advertising Associates Inc	Batavia Police Benevolent Association	7	\$17,135.00	\$8,750.00	\$1,480.00	51.07%
Niagara Frontier Advertising Associates Inc	Cheektowaga Police Captains and Lieutenants Association	7	\$19,815.77	\$17,000.00	\$870.00	85.79%
<i>Niagara Frontier Advertising Associates Inc</i>	<i>Cheektowaga Police Club Inc</i>	7	\$45,370.00	\$13,850.00	\$3,125.00	30.53%
Niagara Frontier Advertising Associates Inc	Depew Police Benevolent Association Inc	7	\$19,875.00	\$15,000.00	\$1,345.00	75.47%
<i>Niagara Frontier Advertising Associates Inc</i>	<i>Kenmore Club Police Benevolent Association Inc</i>	7	\$21,617.61	\$13,000.00	\$1,973.00	60.14%
<i>Nordel Publishing Inc</i>	<i>Albany County Deputy Sheriffs Police Benevolent Association</i>	4	\$16,252.00	\$5,688.20	\$0.00	35.00%
Nordel Publishing Inc	Bethlehem Police Benevolent Association Inc	4	\$52,611.00	\$28,936.05	\$0.00	55.00%
Nordel Publishing Inc	Cohoes Police Officers Union Inc	4	\$16,483.00	\$7,417.35	\$0.00	45.00%
Nordel Publishing Inc	Colonie Police Benevolent Association Inc	4	\$76,414.00	\$25,768.95	\$0.00	33.72%
<i>Nordel Publishing Inc</i>	<i>Glenville Police Benevolent Association</i>	4	\$38,706.00	\$17,417.70	\$0.00	45.00%

DATA OBTAINED FROM INTERIM AND CLOSING STATEMENTS FILED BY PROFESSIONAL FUND RAISERS

PROFESSIONAL FUND RAISER	CHARITABLE ORGANIZATION	GEO. AREA	GROSS RECEIPTS	NET TO CHARITY	UNCOLLECTED PLEDGES	% TO CHARITY
Nordel Publishing Inc	Niskayuna Police Benevolent Association	4	\$71,529.00	\$29,325.24	\$0.00	41.00%
<i>Nordel Publishing Inc</i>	<i>Saratoga County Deputy Sheriffs PBA</i>	4	<i>\$56,734.33</i>	<i>\$25,530.45</i>	<i>\$0.00</i>	<i>45.00%</i>
Nordel Publishing Inc	Troy Police Benevolent and Protective Association	4	\$40,436.00	\$21,000.00	\$0.00	51.93%
<i>Nordel Publishing Inc</i>	<i>Troy Uniformed Firefighters Association Inc</i>	4	<i>\$15,794.00</i>	<i>\$7,897.00</i>	<i>\$0.00</i>	<i>50.00%</i>
Northeastern Advertising (Morgan, William J)	Binghamton Police Benevolent Association	5	\$80,756.00	\$40,378.00	\$0.00	50.00%
<i>Northeastern Advertising (Morgan, William J)</i>	<i>Binghamton Police Supervisors Association Inc</i>	5	<i>\$17,315.00</i>	<i>\$8,657.50</i>	<i>\$0.00</i>	<i>50.00%</i>
Northeastern Advertising (Morgan, William J)	Broome County Humane Society and Relief Association	5	\$67,505.77	\$20,251.73	\$27,670.00	30.00%
Northeastern Advertising (Morgan, William J)	Chemung County Corrections Officers Local #3978	6	\$30,190.00	\$15,095.00	\$0.00	50.00%
Northeastern Advertising (Morgan, William J)	Chemung County Corrections Officers Local #3978	6	\$7,680.00	\$3,840.00	\$0.00	50.00%
Northeastern Advertising (Morgan, William J)	Chemung County Emergency Protective Inc	6	\$9,895.00	\$2,968.50	\$0.00	30.00%
<i>Northeastern Advertising (Morgan, William J)</i>	<i>Elmira New York Police Benevolent Association</i>	6	<i>\$63,547.50</i>	<i>\$31,773.75</i>	<i>\$0.00</i>	<i>50.00%</i>
Northeastern Advertising (Morgan, William J)	Fraternal Order of Police Broome County Lodge #99	5	\$8,340.00	\$4,170.00	\$0.00	50.00%
Northeastern Advertising (Morgan, William J)	Groton Police Benevolent Association	5	\$13,637.50	\$5,455.00	\$0.00	40.00%
Northeastern Advertising (Morgan, William J)	McLean Fire Department Inc	5	\$17,230.00	\$6,892.00	\$0.00	40.00%
Northeastern Advertising (Morgan, William J)	New York State Park Police PBA Inc	2	\$14,515.00	\$5,080.25	\$0.00	35.00%
Northeastern Advertising (Morgan, William J)	Southern Tier Canine Association Inc	5	\$24,347.50	\$12,173.75	\$0.00	50.00%
Northeastern Advertising (Morgan, William J)	Watkins Glen Police Benevolent Association	6	\$32,295.00	\$14,532.75	\$0.00	45.00%
Outreach Associates Inc	American Society for the Prevention of Cruelty to Animals	1	\$164,262.00	\$96,040.00	\$0.00	58.47%
Outreach Associates Inc	Connecticut Public Broadcasting Inc	8	\$76,445.00	\$29,622.00	\$0.00	38.75%
Outreach Associates Inc	Connecticut Public Broadcasting Inc	8	\$110,476.00	\$36,516.00	\$0.00	33.05%
Outreach Associates Inc	Interfaith Alliance Inc	8	\$221,851.00	\$102,318.00	\$0.00	46.12%
Outreach Associates Inc	International Rescue Committee Inc	1	\$20,991.00	\$8,672.00	\$0.00	41.31%

DATA OBTAINED FROM INTERIM AND CLOSING STATEMENTS FILED BY PROFESSIONAL FUND RAISERS

PROFESSIONAL FUND RAISER	CHARITABLE ORGANIZATION	GEO. AREA	GROSS RECEIPTS	NET TO CHARITY	UNCOLLECTED PLEDGES	% TO CHARITY
Outreach Associates Inc	Jane Goodall Institute for Wildlife Research Education and Conservation	8	\$218,633.00	\$99,313.00	\$0.00	45.42%
<i>Outreach Associates Inc</i>	<i>Sierra Club</i>	8	<i>\$3,084,299.00</i>	<i>\$1,894,176.00</i>	<i>\$0.00</i>	<i>61.41%</i>
Outreach Associates Inc	Southern Poverty Law Center Inc	8	\$527,780.00	\$183,370.00	\$0.00	34.74%
Phoenix Resource Group Inc	Adirondack Historical Association (Adirondack Museum)	4	\$47,510.00	\$17,594.79	\$18,775.00	37.03%
<i>Phone Bank Systems Inc</i>	<i>Western New York Public Broadcasting Association</i>	7	<i>\$172,185.00</i>	<i>\$83,954.58</i>	<i>\$56,025.00</i>	<i>48.76%</i>
<i>Phone Bank Systems Inc</i>	<i>WXXI Public Broadcasting Council</i>	6	<i>\$105,745.92</i>	<i>\$68,742.04</i>	<i>\$8,053.08</i>	<i>65.01%</i>
Public Interest Communications Inc	African Wildlife Foundation	8	\$10,585.00	(\$4,255.00)	\$10,595.00	-40.20%
Public Interest Communications Inc	American Civil Liberties Union	1	\$387,049.00	\$114,228.00	\$43,167.00	29.51%
Public Interest Communications Inc	Amnesty International of the USA Inc	1	\$683,918.28	\$356,651.46	\$42,746.00	52.15%
Public Interest Communications Inc	Brady Campaign to Prevent Gun Violence	8	\$540,391.00	\$280,291.53	\$135,874.00	51.87%
Public Interest Communications Inc	Brady Center to Prevent Gun Violence	8	\$81,763.00	\$59,208.67	\$0.00	72.42%
Public Interest Communications Inc	Christian Appalachian Project Inc	8	\$264,579.63	\$150,743.48	\$8,321.96	56.97%
Public Interest Communications Inc	Common Cause	8	\$77,772.00	\$15,197.65	\$10,319.00	19.54%
Public Interest Communications Inc	Defenders of Wildlife Inc	8	\$606,140.00	\$123,796.20	\$33,418.00	20.42%
Public Interest Communications Inc	Doris Day Animal League	8	\$87,611.00	\$55,013.85	\$0.00	62.79%
Public Interest Communications Inc	Environmental Defense Inc	1	\$26,406.66	(\$3,494.60)	\$0.00	-13.23%
Public Interest Communications Inc	International Campaign for Tibet	8	\$317,450.31	\$161,713.80	\$49,505.69	50.94%
Public Interest Communications Inc	Mothers Against Drunk Driving	8	\$401,360.48	\$244,699.63	\$0.00	60.97%
Public Interest Communications Inc	National Audubon Society Inc	1	\$11,333.00	\$5,246.16	\$3,252.00	46.29%
Public Interest Communications Inc	Oceana Inc	8	\$7,826.50	(\$5,651.34)	\$12,131.50	-72.21%
Public Interest Communications Inc	Rails-to-Trails Conservancy	8	\$27,647.90	\$7,545.06	\$9,597.10	27.29%
Public Interest Communications Inc	United States Ski Team Foundation	8	\$126,692.00	\$68,270.52	\$0.00	53.89%
Public Interest Communications Inc	World Wildlife Fund Inc	8	\$821,124.23	\$295,310.38	\$356,725.80	35.96%

DATA OBTAINED FROM INTERIM AND CLOSING STATEMENTS FILED BY PROFESSIONAL FUND RAISERS

PROFESSIONAL FUND RAISER	CHARITABLE ORGANIZATION	GEO. AREA	GROSS RECEIPTS	NET TO CHARITY	UNCOLLECTED PLEDGES	% TO CHARITY
Reese Teleservices Inc	Cancer Recovery Foundation of America	8	\$127,345.00	\$6,302.00	\$286,648.00	4.95%
Reese Teleservices Inc	Children's Wish Foundation International Inc	8	\$4,081,551.00	\$1,119,630.00	\$4,047,776.00	27.43%
<i>Reese Teleservices Inc</i>	<i>National Caregiving Foundation</i>	8	<i>\$2,047,532.00</i>	<i>\$364,000.00</i>	<i>\$964,093.00</i>	<i>17.78%</i>
<i>Royalty Services Inc</i>	<i>American Breast Cancer Foundation Inc</i>	8	<i>\$63,468.00</i>	<i>\$9,520.20</i>	<i>\$0.00</i>	<i>15.00%</i>
Royalty Services Inc	Central New York Firemens Association Inc	5	\$17,547.00	\$12,500.00	\$0.00	71.24%
Royalty Services Inc	Cornerstone Soup Kitchen & Food Pantry Inc	4	\$193,273.00	\$57,981.90	\$0.00	30.00%
<i>Royalty Services Inc</i>	<i>Cyprus Temple of the AAONMS of Albany New York</i>	4	<i>\$90,400.00</i>	<i>\$22,600.00</i>	<i>\$0.00</i>	<i>25.00%</i>
Royalty Services Inc	Cyprus Temple of the AAONMS of Albany New York	4	\$20,013.00	\$5,003.25	\$0.00	25.00%
Royalty Services Inc	Elsmere Fire Company A Inc	4	\$46,610.00	\$17,500.00	\$0.00	37.55%
Royalty Services Inc	Glens Falls Police Benevolent Association	4	\$31,584.00	\$9,598.50	\$0.00	30.39%
<i>Royalty Services Inc</i>	<i>Hudson Valley Volunteer Firemens Association</i>	3	<i>\$30,892.40</i>	<i>\$12,000.00</i>	<i>\$0.00</i>	<i>38.84%</i>
Royalty Services Inc	Ismailia Temple AAONMS	7	\$9,350.00	\$2,337.50	\$0.00	25.00%
Royalty Services Inc	Lakewood Police Benevolent Association	7	\$30,940.00	\$8,391.25	\$0.00	27.12%
<i>Royalty Services Inc</i>	<i>New York State Crime Stoppers Inc</i>	3	<i>\$6,168.00</i>	<i>\$925.20</i>	<i>\$0.00</i>	<i>15.00%</i>
<i>Royalty Services Inc</i>	<i>Oriental Temple AAONMS</i>	4	<i>\$173,127.00</i>	<i>\$44,560.50</i>	<i>\$0.00</i>	<i>25.74%</i>
Royalty Services Inc	South Glens Falls Police Benevolent Association	4	\$13,490.00	\$4,047.00	\$0.00	30.00%
Royalty Services Inc	Supplemental Food Providers Inc	4	\$32,111.00	\$9,633.30	\$0.00	30.00%
Royalty Services Inc	Tigris Temple AAONMS	5	\$14,290.00	\$5,000.00	\$0.00	34.99%
Royalty Services Inc	Ziyara Temple AAONMS	5	\$133,332.00	\$42,674.30	\$0.00	32.01%
RuffaloCODY LLC	Queens College Foundation Inc	1	\$224,238.00	\$123,242.36	\$90,293.00	54.96%
RuffaloCODY LLC	World Wildlife Fund Inc	8	\$12,800.00	\$4,098.61	\$7,530.00	32.02%
S & E Marketing Ltd	Disabled Firefighters Fund	8	\$95,220.00	\$9,928.11	\$0.00	10.43%
S & M Enterprises Inc	Greenburgh Uniformed Firefighters Association Inc	3	\$61,085.00	\$18,325.50	\$550.00	30.00%

DATA OBTAINED FROM INTERIM AND CLOSING STATEMENTS FILED BY PROFESSIONAL FUND RAISERS

PROFESSIONAL FUND RAISER	CHARITABLE ORGANIZATION	GEO. AREA	GROSS RECEIPTS	NET TO CHARITY	UNCOLLECTED PLEDGES	% TO CHARITY
S & M Enterprises Inc	Lake Mohegan Professional Fire Fighters Association Inc	3	\$35,290.00	\$10,587.00	\$400.00	30.00%
S & M Enterprises Inc	Policemen's Benevolent Association of Westchester County Inc	3	\$111,550.00	\$42,389.00	\$0.00	38.00%
S & M Enterprises Inc	Town of Mt Pleasant Policemen's Benevolent Association	3	\$64,260.00	\$19,278.00	\$500.00	30.00%
S & M Enterprises Inc	Uniformed Fire Fighters Association of the City of New Rochelle	3	\$68,840.00	\$20,652.00	\$100.00	30.00%
Safety Publications Inc	American Association of State Troopers Inc	8	\$705,905.91	\$141,181.18	\$50,000.00	20.00%
<i>Sage Group LLC (The)</i>	<i>WNYC Radio</i>	<i>1</i>	<i>\$280,022.00</i>	<i>\$180,084.10</i>	<i>\$100,381.00</i>	<i>64.31%</i>
SD&A Teleservices Inc	Carnegie Hall Society Inc	1	\$276,027.00	\$210,712.49	\$215.00	76.34%
SD&A Teleservices Inc	New York City Ballet Inc	1	\$753,187.00	\$557,023.93	\$25,592.00	73.96%
SD&A Teleservices Inc	Philharmonic Symphony Society of New York Inc	1	\$300,837.00	\$192,772.14	\$0.00	64.08%
Share Group Inc	Adirondack Council Inc	4	\$62,424.00	\$40,299.00	\$0.00	64.56%
Share Group Inc	AFS USA Inc	1	\$198,614.00	\$130,493.00	\$0.00	65.70%
Share Group Inc	American Farmland Trust	8	\$95,305.00	\$15,895.00	\$0.00	16.68%
Share Group Inc	American Foundation for AIDS Research (AMFAR)	1	\$192,830.00	\$102,796.00	\$0.00	53.31%
Share Group Inc	American Rivers Inc	8	\$69,593.00	\$26,000.00	\$0.00	37.36%
Share Group Inc	American Society for the Prevention of Cruelty to Animals	1	\$82,686.00	\$41,091.00	\$0.00	49.70%
Share Group Inc	Amnesty International of the USA Inc	1	\$155,506.00	\$116,369.00	\$0.00	74.83%
Share Group Inc	Appalachian Mountain Club	8	\$267,408.00	\$111,494.00	\$0.00	41.69%
Share Group Inc	Brady Campaign to Prevent Gun Violence	8	\$587,758.00	\$357,168.00	\$0.00	60.77%
Share Group Inc	Bread for the World Inc	8	\$293,764.00	\$132,557.00	\$0.00	45.12%
Share Group Inc	Center for Victims of Torture	8	\$70,544.00	\$35,076.00	\$0.00	49.72%
Share Group Inc	Chesapeake Bay Foundation Inc	8	\$248,553.00	\$114,032.00	\$0.00	45.88%
Share Group Inc	Children International	8	\$76,609.00	\$9,265.00	\$0.00	12.09%

DATA OBTAINED FROM INTERIM AND CLOSING STATEMENTS FILED BY PROFESSIONAL FUND RAISERS



PROFESSIONAL FUND RAISER	CHARITABLE ORGANIZATION	GEO. AREA	GROSS RECEIPTS	NET TO CHARITY	UNCOLLECTED PLEDGES	% TO CHARITY
Share Group Inc	Co-op America Foundation Inc	8	\$115,029.00	\$31,733.00	\$0.00	27.59%
Share Group Inc	Connecticut Public Broadcasting Inc	8	\$50,534.00	\$30,103.00	\$0.00	59.57%
Share Group Inc	Defenders of Wildlife Inc	8	\$30,970.00	\$6,460.00	\$0.00	20.86%
Share Group Inc	Earthjustice	8	\$125,039.00	\$44,558.00	\$0.00	35.64%
Share Group Inc	Environmental Defense Inc	1	\$609,189.00	\$326,485.00	\$0.00	53.59%
Share Group Inc	Gay & Lesbian Alliance Against Defamation Inc (GLADD)	8	\$111,950.00	\$23,638.00	\$0.00	21.11%
Share Group Inc	Gay Mens Health Crisis Inc	1	\$312,986.00	\$180,178.00	\$0.00	57.57%
Share Group Inc	God's Love We Deliver Inc	1	\$78,390.00	\$38,079.00	\$0.00	48.58%
Share Group Inc	Human Rights Campaign Inc	8	\$1,089,281.00	\$442,677.00	\$0.00	40.64%
Share Group Inc	Humane Society of the United States Inc	8	\$1,466,145.00	(\$175,360.00)	\$0.00	-11.96%
Share Group Inc	International Fund for Animal Welfare Inc	8	\$73,294.00	(\$12,702.00)	\$0.00	-17.33%
Share Group Inc	International Rescue Committee Inc	1	\$258,388.00	\$177,386.00	\$0.00	68.65%
Share Group Inc	Jane Goodall Institute for Wildlife Research Education and Conservation	8	\$81,998.00	\$29,431.00	\$0.00	35.89%
Share Group Inc	Lambda Legal Defense & Education Fund Inc	1	\$108,944.00	\$62,715.00	\$0.00	57.57%
Share Group Inc	League of Women Voters of the United States	8	\$231,386.00	\$147,754.00	\$0.00	63.86%
Share Group Inc	Lighthouse International	1	\$63,222.00	\$15,930.00	\$0.00	25.20%
Share Group Inc	Massachusetts Society for the Prevention of Cruelty to Animals	8	\$109,068.00	\$32,309.00	\$0.00	29.62%
Share Group Inc	NARAL Pro-Choice America	8	\$1,047,447.00	\$647,490.00	\$0.00	61.82%
Share Group Inc	National Association for the Advancement of Colored People	8	\$547,564.00	\$283,663.00	\$0.00	51.80%
Share Group Inc	National Audubon Society Inc	1	\$713,860.00	\$418,251.00	\$0.00	58.59%
Share Group Inc	National Gay and Lesbian Task Force Inc	8	\$215,041.00	\$115,411.00	\$0.00	53.67%

DATA OBTAINED FROM INTERIM AND CLOSING STATEMENTS FILED BY PROFESSIONAL FUND RAISERS

PROFESSIONAL FUND RAISER	CHARITABLE ORGANIZATION	GEO. AREA	GROSS RECEIPTS	NET TO CHARITY	UNCOLLECTED PLEDGES	% TO CHARITY
Share Group Inc	National Organization for Women Inc	8	\$713,054.00	\$319,775.00	\$0.00	44.85%
Share Group Inc	National Parks Conservation Association	8	\$122,765.00	\$31,260.00	\$0.00	25.46%
Share Group Inc	National Wildlife Federation	8	\$497,066.00	\$145,222.00	\$0.00	29.22%
Share Group Inc	Oxfam America Inc	8	\$474,630.00	\$233,933.00	\$0.00	49.29%
Share Group Inc	People for the Ethical Treatment of Animals	8	\$166,472.00	(\$30,454.00)	\$0.00	-18.29%
Share Group Inc	Population Connection	8	\$58,984.00	\$6,023.00	\$0.00	10.21%
Share Group Inc	Public Campaign	8	\$9,305.00	(\$1,411.00)	\$0.00	-15.16%
Share Group Inc	Religious Coalition for Reproductive Choice	8	\$41,903.00	\$597.00	\$0.00	1.42%
Share Group Inc	Southern Poverty Law Center Inc	8	\$390,288.00	\$230,973.00	\$0.00	59.18%
Share Group Inc	Trout Unlimited Inc	8	\$106,390.00	\$41,261.00	\$0.00	38.78%
Share Group Inc	Union of Concerned Scientists Inc	8	\$167,200.00	\$76,199.00	\$0.00	45.57%
Share Group Inc	United States Fund for UNICEF	1	\$349,235.00	\$199,015.00	\$0.00	56.99%
Share Group Inc	Vermont ETV Inc	8	\$157,640.00	\$65,116.00	\$0.00	41.31%
Share Group Inc	Wilderness Society	8	\$336,780.00	\$133,583.00	\$0.00	39.66%
Share Group Inc	Women's Action for New Directions Inc	8	\$8,423.00	\$3,251.00	\$0.00	38.60%
<i>Spotlight Music Productions Inc</i>	<i>Albion Emergency Squad Inc</i>	7	<i>\$38,030.00</i>	<i>\$9,689.00</i>	<i>\$0.00</i>	<i>25.48%</i>
<i>Spotlight Music Productions Inc</i>	<i>Cayuga Club Police Benevolent Association Inc</i>	7	<i>\$57,710.00</i>	<i>\$17,314.00</i>	<i>\$0.00</i>	<i>30.00%</i>
<i>Spotlight Music Productions Inc</i>	<i>South Lockport Fire Company Inc</i>	7	<i>\$50,229.00</i>	<i>\$12,838.00</i>	<i>\$0.00</i>	<i>25.56%</i>
Spotlight Music Productions Inc	Town of Wallkill Volunteer Ambulance Corps Inc	3	\$31,671.00	\$9,003.00	\$0.00	28.43%
<i>Stage Door Music Productions Inc</i>	<i>Albany County Sheriff's Union #775 AFSCME</i>	4	<i>\$171,521.43</i>	<i>\$40,000.00</i>	<i>\$0.00</i>	<i>23.32%</i>
Stage Door Music Productions Inc	Association of Fire Police of St Lawrence County	5	\$31,644.00	\$5,067.10	\$0.00	16.01%
Stage Door Music Productions Inc	Crime Prevention Association of Western New York Inc	7	\$16,105.07	\$5,049.20	\$0.00	31.35%
<i>Stage Door Music Productions Inc</i>	<i>Deputy Sheriff's Benevolent Association of Onondaga County Inc</i>	5	<i>\$147,074.00</i>	<i>\$30,993.16</i>	<i>\$0.00</i>	<i>21.07%</i>

DATA OBTAINED FROM INTERIM AND CLOSING STATEMENTS FILED BY PROFESSIONAL FUND RAISERS

PROFESSIONAL FUND RAISER	CHARITABLE ORGANIZATION	GEO. AREA	GROSS RECEIPTS	NET TO CHARITY	UNCOLLECTED PLEDGES	% TO CHARITY
Stage Door Music Productions Inc	Dutchess County Correction Officers Benevolent Association	3	\$118,439.00	\$23,687.80	\$0.00	20.00%
Stage Door Music Productions Inc	Fishkill Police Cadets Boy Scouts of America Post EP-49 (Town of Fishkill Police Cadets-Post EP-49)	3	\$48,407.00	\$8,229.19	\$0.00	17.00%
Stage Door Music Productions Inc	Franklin County Deputy Sheriff's Association	4	\$47,470.20	\$14,000.00	\$0.00	29.49%
Stage Door Music Productions Inc	Greece Police Gold Badge Club	6	\$103,766.42	\$27,500.00	\$0.00	26.50%
<i>Stage Door Music Productions Inc</i>	<i>Haverstraw Police Athletic League Inc</i>	3	<i>\$98,664.45</i>	<i>\$16,772.96</i>	<i>\$0.00</i>	<i>17.00%</i>
Stage Door Music Productions Inc	Jefferson County Deputy Sheriff Association	5	\$91,440.00	\$18,288.00	\$0.00	20.00%
Stage Door Music Productions Inc	Johnstown Police Benevolent Association	4	\$49,486.60	\$10,000.00	\$0.00	20.21%
Stage Door Music Productions Inc	Middletown Fire Police	3	\$52,100.00	\$10,420.60	\$0.00	20.00%
Stage Door Music Productions Inc	Middletown NY Police Benevolent Association	3	\$79,883.50	\$15,976.70	\$0.00	20.00%
Stage Door Music Productions Inc	Montgomery County Deputy Sheriffs Association	4	\$34,370.00	\$7,500.00	\$0.00	21.82%
Stage Door Music Productions Inc	New York Law Enforcement Association Inc	6	\$119,674.00	\$24,635.18	\$0.00	20.59%
Stage Door Music Productions Inc	New York State Crime Prevention Coalition Inc	4	\$623.00	\$124.60	\$0.00	20.00%
Stage Door Music Productions Inc	Niagara County Deputy Sheriff's Association	7	\$128,940.00	\$32,235.00	\$0.00	25.00%
<i>Stage Door Music Productions Inc</i>	<i>North Greece Fire Fighters Association Local #3827 IAFF AFL CIO Inc</i>	6	<i>\$29,212.50</i>	<i>\$5,842.50</i>	<i>\$0.00</i>	<i>20.00%</i>
<i>Stage Door Music Productions Inc</i>	<i>North Tonawanda Policemen Benevolent Association Inc</i>	7	<i>\$35,568.00</i>	<i>\$6,580.09</i>	<i>\$0.00</i>	<i>18.50%</i>
Stage Door Music Productions Inc	Orange County K-9 Association Inc	3	\$83,132.06	\$16,626.41	\$0.00	20.00%
Stage Door Music Productions Inc	Patrolmen's Benevolent Association of Newburgh NY Inc	3	\$26,730.50	\$4,811.59	\$0.00	18.00%
Stage Door Music Productions Inc	Police Captains & Lieutenants Association of Erie County	7	\$80,516.50	\$20,000.00	\$0.00	24.84%
Stage Door Music Productions Inc	Rensselaer County Law Enforcement Association Inc	4	\$6,700.00	\$5,000.00	\$0.00	74.63%
<i>Stage Door Music Productions Inc</i>	<i>Saratoga County Deputy Sheriffs Benevolent Association</i>	4	<i>\$165,613.09</i>	<i>\$44,715.53</i>	<i>\$0.00</i>	<i>27.00%</i>
<i>Stage Door Music Productions Inc</i>	<i>Sheriff's Silver Star Association Inc</i>	5	<i>\$122,515.00</i>	<i>\$28,178.45</i>	<i>\$0.00</i>	<i>23.00%</i>
Stage Door Music Productions Inc	Sober Driving Society Inc	3	\$25,853.00	\$5,170.60	\$0.00	20.00%

DATA OBTAINED FROM INTERIM AND CLOSING STATEMENTS FILED BY PROFESSIONAL FUND RAISERS

PROFESSIONAL FUND RAISER	CHARITABLE ORGANIZATION	GEO. AREA	GROSS RECEIPTS	NET TO CHARITY	UNCOLLECTED PLEDGES	% TO CHARITY
Stage Door Music Productions Inc	Ulster County Correction Officers Benevolent Association	3	\$72,894.00	\$14,578.80	\$0.00	20.00%
Stage Door Music Productions Inc	Ulster County Sheriff's Employees Association	3	\$89,203.00	\$17,840.60	\$0.00	20.00%
<i>Stage Door Music Productions Inc</i>	<i>Uniformed Professional Fire Fighters Association Tonawanda NY</i>	7	<i>\$22,332.00</i>	<i>\$4,500.00</i>	<i>\$0.00</i>	<i>20.15%</i>
Stage Door Music Productions Inc	United States Police Canine Association/Region #7	2	\$236,925.11	\$52,123.52	\$0.00	22.00%
Stage Door Music Productions Inc	Village of Fishkill Police Benevolent Association	3	\$58,690.00	\$9,977.30	\$0.00	17.00%
Stage Door Music Productions Inc	Village of Montgomery Police Benevolent Association Inc	3	\$28,476.00	\$4,271.40	\$0.00	15.00%
Stage Door Music Productions Inc	Warren County Deputy Sheriffs Benevolent Association	4	\$112,549.00	\$28,187.25	\$0.00	25.04%
Stage Door Music Productions Inc	Watertown Police Benevolent Association	5	\$91,313.00	\$18,262.60	\$0.00	20.00%
<i>Standard Call (The) (Sandone, Michael A)</i>	<i>Defeat Diabetes Foundation Inc</i>	8	<i>\$7,405.00</i>	<i>\$1,641.00</i>	<i>\$0.00</i>	<i>22.16%</i>
Starlet Music Productions (Corbett, Herbert)	Peekskill Police Association	3	\$76,279.00	\$21,000.00	\$0.00	27.53%
Starlet Music Productions (Corbett, Herbert)	Town Police Fraternity Inc	3	\$41,890.00	\$12,567.00	\$0.00	30.00%
Suffolk Productions Inc	New York State Association of Chiefs of Police	4	\$436,191.00	\$130,857.00	\$0.00	30.00%
<i>Suffolk Productions Inc</i>	<i>New York State Park Police PBA Inc</i>	2	<i>\$109,614.00</i>	<i>\$27,403.00</i>	<i>\$0.00</i>	<i>25.00%</i>
Suffolk Productions Inc	Patrolmen's Benevolent Association of Long Beach New York Inc	2	\$45,935.00	\$18,374.00	\$0.00	40.00%
<i>Suffolk Productions Inc</i>	<i>Police Athletic Team of Suffolk County Inc</i>	2	<i>\$75,854.00</i>	<i>\$21,239.00</i>	<i>\$0.00</i>	<i>28.00%</i>
Suffolk Productions Inc	Suffolk County Detectives Association Inc	2	\$176,756.00	\$61,865.00	\$0.00	35.00%
Suffolk Productions Inc	Traditional Chinese Medicine World Foundation Inc	1	\$70,882.00	\$17,720.00	\$0.00	25.00%
<i>Suffolk Productions Inc</i>	<i>Vietnam Veterans of America-Chapter #82 Hicksville NY</i>	2	<i>\$25,150.00</i>	<i>\$6,288.00</i>	<i>\$0.00</i>	<i>25.00%</i>
Tagger Communications Inc	Oneida County Volunteer Firemens Association Inc	5	\$57,616.27	\$15,177.25	\$45,000.00	26.34%
Tan Productions Inc	Amityville Fire Department	2	\$15,925.00	\$8,758.75	\$0.00	55.00%
Tan Productions Inc	Amityville Patrolmen's Benevolent Association Inc	2	\$33,990.00	\$16,995.00	\$0.00	50.00%
Tan Productions Inc	Court Officers Benevolent Association of Nassau County	2	\$70,430.00	\$27,314.50	\$0.00	38.78%

DATA OBTAINED FROM INTERIM AND CLOSING STATEMENTS FILED BY PROFESSIONAL FUND RAISERS

PROFESSIONAL FUND RAISER	CHARITABLE ORGANIZATION	GEO. AREA	GROSS RECEIPTS	NET TO CHARITY	UNCOLLECTED PLEDGES	% TO CHARITY
<i>Tan Productions Inc</i>	<i>Freeport Police Benevolent Association</i>	2	\$24,825.00	\$12,412.50	\$0.00	50.00%
Tan Productions Inc	Glen Cove City Police Benevolent Association Inc	2	\$34,200.00	\$17,100.00	\$0.00	50.00%
Tan Productions Inc	New York State Court Clerks Association	1	\$82,605.00	\$24,781.50	\$0.00	30.00%
Tan Productions Inc	Riverhead Police Benevolent Association	2	\$33,625.00	\$17,148.75	\$0.00	51.00%
Tan Productions Inc	Southampton Town Patrolmens Benevolent Association	2	\$50,706.00	\$27,888.30	\$0.00	55.00%
Tan Productions Inc	Suffolk County Deputy Sheriff's Benevolent Association	2	\$49,175.00	\$19,670.00	\$0.00	40.00%
<i>Tan Productions Inc</i>	<i>Suffolk County Police Conference Inc</i>	2	\$93,461.00	\$28,038.30	\$0.00	30.00%
<i>Tan Productions Inc</i>	<i>Suffolk County Police Conference Inc</i>	2	\$14,000.00	\$0.00	\$0.00	0.00%
<i>TCB Enterprises Inc</i>	<i>Association for Firefighters and Paramedics Inc</i>	8	\$78,756.00	\$7,875.60	\$0.00	10.00%
<i>TCB Enterprises Inc</i>	<i>Junior Police Academy</i>	8	\$70,267.00	\$10,252.05	\$2,040.00	14.59%
TCB Enterprises Inc	National Association of Veteran Police Officers	8	\$74,929.00	\$10,640.70	\$4,339.80	14.20%
TCB Enterprises Inc	Troopers Historic Association of New York Inc	3	\$145,369.11	\$18,536.91	\$0.00	12.75%
TD Marketing Inc	Cicero Police Benevolent Association	5	\$11,215.00	\$5,046.75	\$0.00	45.00%
TD Marketing Inc	CNY Police Association Inc	5	\$10,520.00	\$5,260.00	\$0.00	50.00%
TD Marketing Inc	East Syracuse Police Benevolent Association	5	\$26,026.00	\$11,711.70	\$0.00	45.00%
TD Marketing Inc	East Syracuse Police Benevolent Association	5	\$4,519.00	\$2,259.50	\$0.00	50.00%
TD Marketing Inc	Onondaga County Deputy Sheriffs Police Association Inc	5	\$41,350.00	\$20,675.00	\$0.00	50.00%
TD Marketing Inc	Onondaga County Deputy Sheriffs Police Association Inc	5	\$92,611.00	\$46,305.50	\$0.00	50.00%
TD Marketing Inc	Solvay Police Benevolent Association Inc	5	\$20,845.00	\$9,380.25	\$0.00	45.00%
TD Marketing Inc	Syracuse Police Benevolent Association	5	\$35,781.00	\$17,890.50	\$0.00	50.00%
TD Marketing Inc	Syracuse Police Benevolent Association	5	\$31,879.00	\$15,939.50	\$0.00	50.00%
Tele-Response Center Inc	Citizens Against Government Waste	8	\$60.00	\$0.00	\$0.00	0.00%
<i>Tele-Response Center Inc</i>	<i>Miracle Flights for Kids</i>	8	\$1,415,925.11	\$340,139.13	\$974,758.66	24.02%

DATA OBTAINED FROM INTERIM AND CLOSING STATEMENTS FILED BY PROFESSIONAL FUND RAISERS

PROFESSIONAL FUND RAISER	CHARITABLE ORGANIZATION	GEO. AREA	GROSS RECEIPTS	NET TO CHARITY	UNCOLLECTED PLEDGES	% TO CHARITY
<i>Tele-Response Center Inc</i>	<i>National Association for the Terminally Ill Inc</i>	8	\$7,956.80	\$825.30	\$9,829.00	10.37%
<i>Tele-Response Center Inc</i>	<i>SADD Inc</i>	8	\$2,125,738.75	\$711,970.60	\$1,195,728.05	33.49%
<i>Telecomp Inc</i>	<i>New York and Presbyterian Hospital</i>	1	\$258,260.00	\$20,776.05	\$0.00	8.04%
<i>Telecomp Inc</i>	<i>New York and Presbyterian Hospital</i>	1	\$466,685.00	\$201,819.68	\$0.00	43.25%
Telecomp Inc	Rochester Philharmonic Orchestra Inc	6	\$312,505.90	\$214,964.87	\$0.00	68.79%
<i>Telecomp Inc</i>	<i>Rochester Philharmonic Orchestra Inc</i>	6	\$221,785.87	\$181,557.17	\$0.00	81.86%
Telefund Inc	American Civil Liberties Union	1	\$106,753.24	(\$84,833.30)	\$1,145,283.76	-79.47%
Telefund Inc	American Society for the Prevention of Cruelty to Animals	1	\$1,034,191.00	\$343,593.70	\$387,258.00	33.22%
Telefund Inc	Amnesty International of the USA Inc	1	\$1,467,773.89	\$922,773.68	\$543,843.11	62.87%
Telefund Inc	AOPA Air Safety Foundation Inc	8	\$793,048.00	\$464,312.00	\$205,964.00	58.55%
Telefund Inc	B'nai B'rith (B'nai B'rith International)	8	\$191,164.00	\$101,530.99	\$46,781.00	53.11%
Telefund Inc	Brady Campaign to Prevent Gun Violence	8	\$158,025.00	\$97,776.50	\$23,144.00	61.87%
Telefund Inc	Earthjustice	8	\$204,183.00	\$104,395.65	\$58,291.00	51.13%
Telefund Inc	Environmental Defense Inc	1	\$108,477.70	\$68,895.91	\$0.00	63.51%
Telefund Inc	Foundation for National Progress	8	\$106,026.00	\$19,883.80	\$30,551.00	18.75%
Telefund Inc	Gay & Lesbian Alliance Against Defamation Inc (GLADD)	8	\$21,849.00	\$14,068.46	\$8,847.00	64.39%
Telefund Inc	Human Rights Campaign Inc	8	\$942,235.61	\$112,376.62	\$791,728.39	11.93%
Telefund Inc	International Rescue Committee Inc	1	\$154,810.40	\$53,527.70	\$284,766.60	34.58%
Telefund Inc	League of Conservation Voters Inc	8	\$8,606.00	(\$8,040.45)	\$15,138.00	-93.43%
<i>Telefund Inc</i>	<i>Legal Momentum (f/k/a NOW Legal Defense and Education Fund)</i>	1	\$65,762.00	\$30,912.79	\$19,458.00	47.01%
Telefund Inc	NARAL Pro-Choice America	8	\$45,903.00	\$4,212.10	\$31,576.00	9.18%
Telefund Inc	Oxfam America Inc	8	\$3,271.00	(\$6,338.28)	\$1,924.00	-193.77%

DATA OBTAINED FROM INTERIM AND CLOSING STATEMENTS FILED BY PROFESSIONAL FUND RAISERS

PROFESSIONAL FUND RAISER	CHARITABLE ORGANIZATION	GEO. AREA	GROSS RECEIPTS	NET TO CHARITY	UNCOLLECTED PLEDGES	% TO CHARITY
Telefund Inc	People for the American Way	8	\$509,000.00	\$185,622.22	\$139,301.00	36.47%
Telefund Inc	People for the Ethical Treatment of Animals	8	\$332,057.00	\$94,835.18	\$361,845.00	28.56%
Telefund Inc	Planned Parenthood Action Fund Inc	1	\$303,580.00	\$103,101.77	\$211,789.00	33.96%
Telefund Inc	Planned Parenthood Federation of America Inc	1	\$741,408.00	\$405,227.10	\$286,537.00	54.66%
Telefund Inc	Public Citizen Foundation Inc	8	\$23,308.00	\$18,161.33	\$16,119.00	77.92%
Telefund Inc	Public Citizen Inc	8	\$118,030.00	\$10,314.13	\$106,788.00	8.74%
<i>Telefund Inc</i>	<i>Sierra Club</i>	8	<i>\$571,650.50</i>	<i>\$86,015.90</i>	<i>\$441,675.50</i>	<i>15.05%</i>
Telefund Inc	Southern Poverty Law Center Inc	8	\$188,402.00	\$142,401.22	\$78,849.00	75.58%
Theodore Productions Inc	Big Flats Masonic Lodge #378	6	\$14,947.58	\$1,499.32	\$2,024.42	10.03%
Top Rank Enterprises Inc	Ulster County Shields	3	\$16,847.00	\$5,896.45	\$0.00	35.00%
<i>Treasure State Development Corporation</i>	<i>National Right to Life Committee Inc</i>	8	<i>\$106,629.00</i>	<i>\$71,441.43</i>	<i>\$0.00</i>	<i>67.00%</i>
Trooper Publishing Inc	NYST Benefit Fund Inc	4	\$626,267.27	\$168,903.50	\$0.00	26.97%
<i>Vee Concepts of New York Inc</i>	<i>Aeneas McDonald Police Benevolent Association</i>	6	<i>\$67,934.00</i>	<i>\$23,776.90</i>	<i>\$0.00</i>	<i>35.00%</i>
Vee Concepts of New York Inc	Auburn Police Local #195	5	\$71,285.00	\$28,514.00	\$0.00	40.00%
Vee Concepts of New York Inc	Owego Police Benevolent Association	5	\$16,975.00	\$5,941.25	\$0.00	35.00%
<i>Vee Concepts of New York Inc</i>	<i>Schuyler County Deputy Sheriffs Association Inc</i>	6	<i>\$72,022.00</i>	<i>\$25,927.92</i>	<i>\$0.00</i>	<i>36.00%</i>
Weiss, Howard	Westchester Legionnaire Inc	3	\$34,523.00	\$13,809.20	\$0.00	40.00%
Xentel Inc	Police Conference of New York Inc	4	\$432,317.54	\$86,463.50	\$1,002,535.46	20.00%
<b>TOTALS</b>		---	<b>\$170,581,965.90</b>	<b>\$63,523,594.67</b>	<b>\$39,256,503.81</b>	<b>37.24%</b>

TABLE 3  
Charitable Organizations -  
Net Percentage Of Revenues  
Retained By Charity  
2004 Telemarketing Campaigns



CHARITABLE ORGANIZATION	PROFESSIONAL FUND RAISER	GEO. AREA	GROSS RECEIPTS	NET TO CHARITY	UNCOLLECTED PLEDGES	% TO CHARITY
<i>Association of Graduates of the US Military Academy</i>	<i>IDC Ltd</i>	3	\$1,450,781.57	\$1,359,347.47	\$662,545.35	93.70%
National Coalition for the Homeless Inc	Gordon & Schwenkmeyer Inc	8	\$7,285.95	\$6,260.95	\$0.00	85.93%
Cheektowaga Police Captains and Lieutenants Association	Niagara Frontier Advertising Associates Inc	7	\$19,815.77	\$17,000.00	\$870.00	85.79%
NAACP Legal Defense and Educational Fund Inc	EARTHtel Inc	1	\$17,835.00	\$14,691.00	\$0.00	82.37%
<i>Rochester Philharmonic Orchestra Inc</i>	<i>Telecomp Inc</i>	6	\$221,785.87	\$181,557.17	\$0.00	81.86%
Masters School	Lester Inc	3	\$25,678.74	\$20,574.74	\$4,970.00	80.12%
Christian Research Institute Inc	Infocision Management Corporation	8	\$679,322.00	\$542,605.00	\$0.00	79.87%
Rye Country Day School	Lester Inc	3	\$30,288.00	\$23,886.00	\$3,050.00	78.86%
Public Citizen Foundation Inc	Telefund Inc	8	\$23,308.00	\$18,161.33	\$16,119.00	77.92%
Center for Science in the Public Interest	Donor Services Group LLC	8	\$9,975.00	\$7,744.00	\$19,525.00	77.63%
American Center for Law & Justice Inc	Infocision Management Corporation	8	\$3,173,936.58	\$2,443,931.17	\$0.00	77.00%
Christian Advocates Serving Evangelism	Infocision Management Corporation	8	\$4,350,499.24	\$3,349,884.41	\$0.00	77.00%
Carnegie Hall Society Inc	SD&A Teleservices Inc	1	\$276,027.00	\$210,712.49	\$215.00	76.34%
Greenpeace Inc	Donor Services Group LLC	8	\$15,135.00	\$11,511.00	\$21,153.00	76.06%
Southern Poverty Law Center Inc	Telefund Inc	8	\$188,402.00	\$142,401.22	\$78,849.00	75.58%
Depew Police Benevolent Association Inc	Niagara Frontier Advertising Associates Inc	7	\$19,875.00	\$15,000.00	\$1,345.00	75.47%
Carnegie Hall Society Inc	MKTG TeleServices Inc	1	\$2,618,624.15	\$1,974,907.59	\$235,591.00	75.42%
Association of Graduates of the US Military Academy	IDC Ltd	3	\$234,844.38	\$176,059.63	\$967,180.62	74.97%
Amnesty International of the USA Inc	Share Group Inc	1	\$155,506.00	\$116,369.00	\$0.00	74.83%
Planned Parenthood Action Fund Inc	Donor Services Group LLC	1	\$575,043.00	\$430,110.00	\$268,455.00	74.80%
Riverdale Country School	Lester Inc	1	\$3,211.00	\$2,400.00	\$825.00	74.74%
Rensselaer County Law Enforcement Association Inc	Stage Door Music Productions Inc	4	\$6,700.00	\$5,000.00	\$0.00	74.63%
New York City Ballet Inc	SD&A Teleservices Inc	1	\$753,187.00	\$557,023.93	\$25,592.00	73.96%

DATA OBTAINED FROM INTERIM AND CLOSING STATEMENTS FILED BY PROFESSIONAL FUND RAISERS

CHARITABLE ORGANIZATION	PROFESSIONAL FUND RAISER	GEO. AREA	GROSS RECEIPTS	NET TO CHARITY	UNCOLLECTED PLEDGES	% TO CHARITY
New York City Ballet Inc	MKTG TeleServices Inc	1	\$593,493.00	\$436,940.00	\$29,134.00	73.62%
Planned Parenthood Federation of America Inc	Donor Services Group LLC	1	\$1,693,611.00	\$1,230,687.00	\$625,743.00	72.67%
Brady Center to Prevent Gun Violence	Public Interest Communications Inc	8	\$81,763.00	\$59,208.67	\$0.00	72.42%
New York Shakespeare Festival	DCM Inc	1	\$145,100.00	\$104,519.00	\$0.00	72.03%
Cooperative for Assistance and Relief Everywhere Inc (CARE)	MDS Communications Corporation	8	\$934,728.00	\$670,903.00	\$50,207.00	71.78%
Central New York Firemens Association Inc	Royalty Services Inc	5	\$17,547.00	\$12,500.00	\$0.00	71.24%
New York City Opera Inc	DCM Inc	1	\$1,372,147.00	\$966,319.00	\$0.00	70.42%
Rochester Philharmonic Orchestra Inc	Telecomp Inc	6	\$312,505.90	\$214,964.87	\$0.00	68.79%
International Rescue Committee Inc	Share Group Inc	1	\$258,388.00	\$177,386.00	\$0.00	68.65%
Food for the Hungry Inc	MDS Communications Corporation	8	\$321,183.00	\$219,978.00	\$87,700.00	68.49%
<i>National Right to Life Committee Inc</i>	<i>Treasure State Development Corporation</i>	8	<i>\$106,629.00</i>	<i>\$71,441.43</i>	<i>\$0.00</i>	<i>67.00%</i>
Holt International Children's Service Inc	MDS Communications Corporation	8	\$77,903.00	\$52,095.00	\$16,554.00	66.87%
Philharmonic Symphony Society of New York Inc	MKTG TeleServices Inc	1	\$893,936.00	\$589,629.43	\$39,916.00	65.96%
AFS USA Inc	Share Group Inc	1	\$198,614.00	\$130,493.00	\$0.00	65.70%
<i>Lambda Legal Defense &amp; Education Fund Inc</i>	<i>EARTHtel Inc</i>	<i>1</i>	<i>\$69,220.00</i>	<i>\$45,438.25</i>	<i>\$0.00</i>	<i>65.64%</i>
<i>WXXI Public Broadcasting Council</i>	<i>Phone Bank Systems Inc</i>	<i>6</i>	<i>\$105,745.92</i>	<i>\$68,742.04</i>	<i>\$8,053.08</i>	<i>65.01%</i>
<i>Mountain Lake Public Telecommunications Council Inc (WCFE)</i>	<i>ComNet Marketing Group Inc</i>	<i>4</i>	<i>\$45,211.00</i>	<i>\$29,223.00</i>	<i>\$23,267.00</i>	<i>64.64%</i>
Adirondack Council Inc	Share Group Inc	4	\$62,424.00	\$40,299.00	\$0.00	64.56%
Gay & Lesbian Alliance Against Defamation Inc (GLADD)	Telefund Inc	8	\$21,849.00	\$14,068.46	\$8,847.00	64.39%
<i>WNYC Radio</i>	<i>Sage Group LLC (The)</i>	<i>1</i>	<i>\$280,022.00</i>	<i>\$180,084.10</i>	<i>\$100,381.00</i>	<i>64.31%</i>
Philharmonic Symphony Society of New York Inc	SD&A Teleservices Inc	1	\$300,837.00	\$192,772.14	\$0.00	64.08%
Christian Appalachian Project Inc	Infocision Management Corporation	8	\$155,738.49	\$99,646.16	\$0.00	63.98%

DATA OBTAINED FROM INTERIM AND CLOSING STATEMENTS FILED BY PROFESSIONAL FUND RAISERS

CHARITABLE ORGANIZATION	PROFESSIONAL FUND RAISER	GEO. AREA	GROSS RECEIPTS	NET TO CHARITY	UNCOLLECTED PLEDGES	% TO CHARITY
League of Women Voters of the United States	Share Group Inc	8	\$231,386.00	\$147,754.00	\$0.00	63.86%
Environmental Defense Inc	Telefund Inc	1	\$108,477.70	\$68,895.91	\$0.00	63.51%
American Leprosy Missions Inc	MDS Communications Corporation	8	\$82,742.00	\$52,215.00	\$21,790.00	63.11%
Boston Ballet Inc	MKTG TeleServices Inc	8	\$487,612.00	\$307,439.00	\$84,377.00	63.05%
Amnesty International of the USA Inc	Telefund Inc	1	\$1,467,773.89	\$922,773.68	\$543,843.11	62.87%
Doris Day Animal League	Public Interest Communications Inc	8	\$87,611.00	\$55,013.85	\$0.00	62.79%
Brady Campaign to Prevent Gun Violence	Telefund Inc	8	\$158,025.00	\$97,776.50	\$23,144.00	61.87%
NARAL Pro-Choice America	Share Group Inc	8	\$1,047,447.00	\$647,490.00	\$0.00	61.82%
Mercy Corps International	MDS Communications Corporation	8	\$255,887.00	\$157,305.00	\$60,670.00	61.47%
New York State Right to Life Committee	MDS Communications Corporation	4	\$237,193.00	\$145,666.00	\$85,779.00	61.41%
<i>Sierra Club</i>	<i>Outreach Associates Inc</i>	8	<i>\$3,084,299.00</i>	<i>\$1,894,176.00</i>	<i>\$0.00</i>	<i>61.41%</i>
American Heart Association	Infocision Management Corporation	8	\$1,302,052.99	\$799,266.99	\$0.00	61.39%
Planetary Society	Harris Direct	8	\$16,656.00	\$10,225.40	\$10,274.00	61.39%
Mothers Against Drunk Driving	Public Interest Communications Inc	8	\$401,360.48	\$244,699.63	\$0.00	60.97%
Brady Campaign to Prevent Gun Violence	Share Group Inc	8	\$587,758.00	\$357,168.00	\$0.00	60.77%
National Trust for Historic Preservation in the United States	Donor Services Group LLC	8	\$1,035,480.00	\$629,214.00	\$129,309.00	60.77%
<i>Kenmore Club Police Benevolent Association Inc</i>	<i>Niagara Frontier Advertising Associates Inc</i>	7	<i>\$21,617.61</i>	<i>\$13,000.00</i>	<i>\$1,973.00</i>	<i>60.14%</i>
Arthritis Foundation	Infocision Management Corporation	8	\$197,153.60	\$118,367.20	\$0.00	60.04%
Food Pantries for the Capital District Inc	Capital District Callers Inc	4	\$244,764.00	\$146,858.40	\$0.00	60.00%
Medecins Sans Frontieres USA Inc	Harris Direct	1	\$143,254.00	\$85,952.40	\$53,918.00	60.00%
Long Island Coalition for Life Inc	MDS Communications Corporation	2	\$67,910.00	\$40,638.00	\$16,717.00	59.84%
Connecticut Public Broadcasting Inc	Share Group Inc	8	\$50,534.00	\$30,103.00	\$0.00	59.57%
Southern Poverty Law Center Inc	Share Group Inc	8	\$390,288.00	\$230,973.00	\$0.00	59.18%

DATA OBTAINED FROM INTERIM AND CLOSING STATEMENTS FILED BY PROFESSIONAL FUND RAISERS

CHARITABLE ORGANIZATION	PROFESSIONAL FUND RAISER	GEO. AREA	GROSS RECEIPTS	NET TO CHARITY	UNCOLLECTED PLEDGES	% TO CHARITY
Life Issues Institute Inc	MDS Communications Corporation	8	\$142,753.00	\$84,302.00	\$44,638.00	59.05%
National Audubon Society Inc	Share Group Inc	1	\$713,860.00	\$418,251.00	\$0.00	58.59%
AOPA Air Safety Foundation Inc	Telefund Inc	8	\$793,048.00	\$464,312.00	\$205,964.00	58.55%
American Society for the Prevention of Cruelty to Animals	Outreach Associates Inc	1	\$164,262.00	\$96,040.00	\$0.00	58.47%
<i>Buffalo Fine Arts Academy</i>	<i>ComNet Marketing Group Inc</i>	7	<i>\$12,449.00</i>	<i>\$7,179.67</i>	<i>\$0.00</i>	<i>57.67%</i>
Gay Mens Health Crisis Inc	Share Group Inc	1	\$312,986.00	\$180,178.00	\$0.00	57.57%
Lambda Legal Defense & Education Fund Inc	Share Group Inc	1	\$108,944.00	\$62,715.00	\$0.00	57.57%
Cooperative for Assistance and Relief Everywhere Inc (CARE)	Infocision Management Corporation	8	\$592,258.52	\$339,174.95	\$0.00	57.27%
New York City Opera Inc	DCM Inc	1	\$291,746.00	\$167,021.00	\$0.00	57.25%
Syracuse Symphony Orchestra Inc	DCM Inc	5	\$248,231.00	\$141,929.59	\$0.00	57.18%
United States Fund for UNICEF	Share Group Inc	1	\$349,235.00	\$199,015.00	\$0.00	56.99%
Christian Appalachian Project Inc	Public Interest Communications Inc	8	\$264,579.63	\$150,743.48	\$8,321.96	56.97%
<i>New York Cares Inc</i>	<i>Gordon &amp; Schwenkmeyer Inc</i>	<i>1</i>	<i>\$125,576.70</i>	<i>\$71,398.42</i>	<i>\$310.00</i>	<i>56.86%</i>
Special Olympics New York Inc	Heritage Company Inc (The)	4	\$1,382,097.01	\$779,397.16	\$565,681.08	56.39%
American Diabetes Association Inc	Infocision Management Corporation	8	\$977,740.12	\$549,745.99	\$0.00	56.23%
Cicero Police Benevolent Association	JLD Marketing	5	\$8,645.00	\$4,855.00	\$0.00	56.16%
Colonial Williamsburg Foundation	Factor Direct Ltd	8	\$251,643.00	\$140,672.00	\$141,907.00	55.90%
NARAL Pro-Choice America	EARTHtel Inc	8	\$1,384,614.00	\$773,500.90	\$0.00	55.86%
Metropolitan Opera Association Inc	MKTG TeleServices Inc	1	\$262,786.00	\$145,665.00	\$1,905.00	55.43%
<i>Vermont Public Radio</i>	<i>ComNet Marketing Group Inc</i>	8	<i>\$31,260.00</i>	<i>\$17,306.81</i>	<i>\$20,158.87</i>	<i>55.36%</i>
Amityville Fire Department	Tan Productions Inc	2	\$15,925.00	\$8,758.75	\$0.00	55.00%
Bethlehem Police Benevolent Association Inc	Nordel Publishing Inc	4	\$52,611.00	\$28,936.05	\$0.00	55.00%

DATA OBTAINED FROM INTERIM AND CLOSING STATEMENTS FILED BY PROFESSIONAL FUND RAISERS

CHARITABLE ORGANIZATION	PROFESSIONAL FUND RAISER	GEO. AREA	GROSS RECEIPTS	NET TO CHARITY	UNCOLLECTED PLEDGES	% TO CHARITY
Hunger Action Network of New York State	Capital District Callers Inc	4	\$105,966.00	\$58,281.30	\$0.00	55.00%
Marine Corps League-Captain William Dale O'Brien Detachment	Capital District Callers Inc	4	\$18,704.50	\$10,287.48	\$0.00	55.00%
Marine Corps League-Electric City Detachment	Capital District Callers Inc	4	\$13,337.00	\$7,335.35	\$0.00	55.00%
Marine Corps League-Troy Detachment Inc	Capital District Callers Inc	4	\$18,704.50	\$10,287.48	\$0.00	55.00%
Northeast Mobile Search and Rescue Inc	Capital District Callers Inc	4	\$30,555.00	\$16,805.25	\$0.00	55.00%
Southampton Town Patrolmens Benevolent Association	Tan Productions Inc	2	\$50,706.00	\$27,888.30	\$0.00	55.00%
Queens College Foundation Inc	RuffaloCODY LLC	1	\$224,238.00	\$123,242.36	\$90,293.00	54.96%
Planned Parenthood Federation of America Inc	Telefund Inc	1	\$741,408.00	\$405,227.10	\$286,537.00	54.66%
Field Museum of Natural History	Facter Direct Ltd	8	\$110,205.00	\$59,990.00	\$91,705.00	54.43%
United States Ski Team Foundation	Public Interest Communications Inc	8	\$126,692.00	\$68,270.52	\$0.00	53.89%
National Gay and Lesbian Task Force Inc	Share Group Inc	8	\$215,041.00	\$115,411.00	\$0.00	53.67%
Environmental Defense Inc	Share Group Inc	1	\$609,189.00	\$326,485.00	\$0.00	53.59%
American Foundation for AIDS Research (AMFAR)	Share Group Inc	1	\$192,830.00	\$102,796.00	\$0.00	53.31%
B'nai B'rith (B'nai B'rith International)	Telefund Inc	8	\$191,164.00	\$101,530.99	\$46,781.00	53.11%
Vermont ETV Inc	ComNet Marketing Group Inc	8	\$68,861.14	\$35,983.82	\$35,748.14	52.26%
Amnesty International of the USA Inc	Public Interest Communications Inc	1	\$683,918.28	\$356,651.46	\$42,746.00	52.15%
CNY Police Association Inc	JLD Marketing	5	\$10,504.00	\$5,464.50	\$0.00	52.02%
Troy Police Benevolent and Protective Association	Nordel Publishing Inc	4	\$40,436.00	\$21,000.00	\$0.00	51.93%
Brady Campaign to Prevent Gun Violence	Public Interest Communications Inc	8	\$540,391.00	\$280,291.53	\$135,874.00	51.87%
National Association for the Advancement of Colored People	Share Group Inc	8	\$547,564.00	\$283,663.00	\$0.00	51.80%
WNYC Radio	Aria Communications Corporation	1	\$185,651.00	\$96,126.63	\$61,126.00	51.78%
American Humane Association	Facter Direct Ltd	8	\$21,164.00	\$10,838.00	\$6,070.00	51.21%

DATA OBTAINED FROM INTERIM AND CLOSING STATEMENTS FILED BY PROFESSIONAL FUND RAISERS

CHARITABLE ORGANIZATION	PROFESSIONAL FUND RAISER	GEO. AREA	GROSS RECEIPTS	NET TO CHARITY	UNCOLLECTED PLEDGES	% TO CHARITY
Earthjustice	Telefund Inc	8	\$204,183.00	\$104,395.65	\$58,291.00	51.13%
Planned Parenthood Federation of America Inc	Factor Direct Ltd	1	\$1,204,746.00	\$615,591.00	\$584,368.00	51.10%
Batavia Police Benevolent Association	Niagara Frontier Advertising Associates Inc	7	\$17,135.00	\$8,750.00	\$1,480.00	51.07%
Riverhead Police Benevolent Association	Tan Productions Inc	2	\$33,625.00	\$17,148.75	\$0.00	51.00%
International Campaign for Tibet	Public Interest Communications Inc	8	\$317,450.31	\$161,713.80	\$49,505.69	50.94%
NARAL Pro-Choice America	Factor Direct Ltd	8	\$1,069,144.00	\$544,074.00	\$320,155.00	50.89%
Consumers Union of United States Inc	Lester Inc	3	\$325,413.00	\$165,439.00	\$274,008.00	50.84%
Mothers Against Drunk Driving	Heritage Company Inc (The)	8	\$571,376.21	\$287,853.10	\$249,958.79	50.38%
Amityville Patrolmen's Benevolent Association Inc	Tan Productions Inc	2	\$33,990.00	\$16,995.00	\$0.00	50.00%
Binghamton Police Benevolent Association	Northeastern Advertising (Morgan, William J)	5	\$80,756.00	\$40,378.00	\$0.00	50.00%
<i>Binghamton Police Supervisors Association Inc</i>	<i>Northeastern Advertising (Morgan, William J)</i>	5	<i>\$17,315.00</i>	<i>\$8,657.50</i>	<i>\$0.00</i>	<i>50.00%</i>
Chemung County Corrections Officers Local #3978	Northeastern Advertising (Morgan, William J)	6	\$7,680.00	\$3,840.00	\$0.00	50.00%
Chemung County Corrections Officers Local #3978	Northeastern Advertising (Morgan, William J)	6	\$30,190.00	\$15,095.00	\$0.00	50.00%
CNY Police Association Inc	TD Marketing Inc	5	\$10,520.00	\$5,260.00	\$0.00	50.00%
East Syracuse Police Benevolent Association	TD Marketing Inc	5	\$4,519.00	\$2,259.50	\$0.00	50.00%
<i>Elmira New York Police Benevolent Association</i>	<i>Northeastern Advertising (Morgan, William J)</i>	6	<i>\$63,547.50</i>	<i>\$31,773.75</i>	<i>\$0.00</i>	<i>50.00%</i>
Fraternal Order of Police Broome County Lodge #99	Northeastern Advertising (Morgan, William J)	5	\$8,340.00	\$4,170.00	\$0.00	50.00%
<i>Freeport Police Benevolent Association</i>	<i>Tan Productions Inc</i>	2	<i>\$24,825.00</i>	<i>\$12,412.50</i>	<i>\$0.00</i>	<i>50.00%</i>
Glen Cove City Police Benevolent Association Inc	Tan Productions Inc	2	\$34,200.00	\$17,100.00	\$0.00	50.00%
Onondaga County Deputy Sheriffs Police Association Inc	TD Marketing Inc	5	\$41,350.00	\$20,675.00	\$0.00	50.00%
Onondaga County Deputy Sheriffs Police Association Inc	TD Marketing Inc	5	\$92,611.00	\$46,305.50	\$0.00	50.00%
Southern Tier Canine Association Inc	Northeastern Advertising (Morgan, William J)	5	\$24,347.50	\$12,173.75	\$0.00	50.00%
Syracuse Police Benevolent Association	TD Marketing Inc	5	\$31,879.00	\$15,939.50	\$0.00	50.00%

DATA OBTAINED FROM INTERIM AND CLOSING STATEMENTS FILED BY PROFESSIONAL FUND RAISERS

CHARITABLE ORGANIZATION	PROFESSIONAL FUND RAISER	GEO. AREA	GROSS RECEIPTS	NET TO CHARITY	UNCOLLECTED PLEDGES	% TO CHARITY
Syracuse Police Benevolent Association	TD Marketing Inc	5	\$35,781.00	\$17,890.50	\$0.00	50.00%
<i>Troy Uniformed Firefighters Association Inc</i>	<i>Nordel Publishing Inc</i>	4	\$15,794.00	\$7,897.00	\$0.00	50.00%
Center for Victims of Torture	Share Group Inc	8	\$70,544.00	\$35,076.00	\$0.00	49.72%
American Society for the Prevention of Cruelty to Animals	Share Group Inc	1	\$82,686.00	\$41,091.00	\$0.00	49.70%
American Foundation for AIDS Research (AMFAR)	Factor Direct Ltd	1	\$87,526.00	\$43,155.00	\$52,754.00	49.31%
Oxfam America Inc	Share Group Inc	8	\$474,630.00	\$233,933.00	\$0.00	49.29%
<i>Western New York Public Broadcasting Association</i>	<i>Phone Bank Systems Inc</i>	7	\$172,185.00	\$83,954.58	\$56,025.00	48.76%
God's Love We Deliver Inc	Share Group Inc	1	\$78,390.00	\$38,079.00	\$0.00	48.58%
Buffalo Philharmonic Orchestra Society Inc	DCM Inc	7	\$353,796.00	\$169,708.00	\$0.00	47.97%
<i>Legal Momentum (f/k/a NOW Legal Defense and Education Fund)</i>	<i>Telefund Inc</i>	1	\$65,762.00	\$30,912.79	\$19,458.00	47.01%
Mothers Against Drunk Driving	Heritage Company Inc (The)	8	\$4,399,469.62	\$2,058,461.36	\$1,808,282.68	46.79%
World Wildlife Fund Inc	Infocision Management Corporation	8	\$269,108.00	\$125,806.00	\$0.00	46.75%
National Audubon Society Inc	Public Interest Communications Inc	1	\$11,333.00	\$5,246.16	\$3,252.00	46.29%
Interfaith Alliance Inc	Outreach Associates Inc	8	\$221,851.00	\$102,318.00	\$0.00	46.12%
Chesapeake Bay Foundation Inc	Share Group Inc	8	\$248,553.00	\$114,032.00	\$0.00	45.88%
National Right to Life Committee Inc	Infocision Management Corporation	8	\$636,431.22	\$290,170.25	\$0.00	45.59%
Union of Concerned Scientists Inc	Share Group Inc	8	\$167,200.00	\$76,199.00	\$0.00	45.57%
Jane Goodall Institute for Wildlife Research Education and Conservation	Outreach Associates Inc	8	\$218,633.00	\$99,313.00	\$0.00	45.42%
Bread for the World Inc	Share Group Inc	8	\$293,764.00	\$132,557.00	\$0.00	45.12%
Cicero Police Benevolent Association	TD Marketing Inc	5	\$11,215.00	\$5,046.75	\$0.00	45.00%
Cohoes Police Officers Union Inc	Nordel Publishing Inc	4	\$16,483.00	\$7,417.35	\$0.00	45.00%
Deputies Association of the County of Steuben	Event Marketing (Narde, James E)	6	\$58,690.00	\$26,410.50	\$0.00	45.00%

DATA OBTAINED FROM INTERIM AND CLOSING STATEMENTS FILED BY PROFESSIONAL FUND RAISERS

CHARITABLE ORGANIZATION	PROFESSIONAL FUND RAISER	GEO. AREA	GROSS RECEIPTS	NET TO CHARITY	UNCOLLECTED PLEDGES	% TO CHARITY
East Syracuse Police Benevolent Association	TD Marketing Inc	5	\$26,026.00	\$11,711.70	\$0.00	45.00%
<i>Glennville Police Benevolent Association</i>	<i>Nordel Publishing Inc</i>	4	\$38,706.00	\$17,417.70	\$0.00	45.00%
<i>Horseheads Police Benevolent Association</i>	<i>Event Marketing (Narde, James E)</i>	6	\$57,122.00	\$25,704.90	\$0.00	45.00%
<i>Saratoga County Deputy Sheriffs PBA</i>	<i>Nordel Publishing Inc</i>	4	\$56,734.33	\$25,530.45	\$0.00	45.00%
Solvay Police Benevolent Association Inc	TD Marketing Inc	5	\$20,845.00	\$9,380.25	\$0.00	45.00%
Stop the Violence Inc	Capital District Callers Inc	4	\$27,405.00	\$12,332.25	\$0.00	45.00%
Watkins Glen Police Benevolent Association	Northeastern Advertising (Morgan, William J)	6	\$32,295.00	\$14,532.75	\$0.00	45.00%
National Organization for Women Inc	Share Group Inc	8	\$713,054.00	\$319,775.00	\$0.00	44.85%
Papermill Playhouse	DCM Inc	8	\$120,821.00	\$54,168.00	\$0.00	44.83%
Empire State College Foundation	Lester Inc	4	\$100,350.00	\$44,012.00	\$54,639.00	43.86%
<i>New York and Presbyterian Hospital</i>	<i>Telecomp Inc</i>	1	\$466,685.00	\$201,819.68	\$0.00	43.25%
<i>Multiple Sclerosis Association of America</i>	<i>Heritage Company Inc (The)</i>	8	\$5,788,274.00	\$2,431,863.00	\$1,163,598.00	42.01%
Alliance Defense Fund	Infocision Management Corporation	8	\$275.00	\$115.50	\$0.00	42.00%
<i>Cayuga County Deputy Sheriff's Benevolent Association</i>	<i>Event Marketing (Narde, James E)</i>	5	\$45,022.50	\$18,909.45	\$0.00	42.00%
Cayuga County Deputy Sheriff's Benevolent Association	Event Marketing (Narde, James E)	5	\$38,100.00	\$16,002.00	\$0.00	42.00%
<i>Chemung County Deputy Sheriffs Association</i>	<i>Event Marketing (Narde, James E)</i>	6	\$58,493.00	\$24,567.06	\$0.00	42.00%
Croton Police Association	Community Services Inc	3	\$50,504.00	\$21,211.68	\$0.00	42.00%
<i>Public Broadcasting Council of Central NY Inc (WCNY)</i>	<i>ComNet Marketing Group Inc</i>	5	\$65,151.00	\$27,259.39	\$0.00	41.84%
Appalachian Mountain Club	Share Group Inc	8	\$267,408.00	\$111,494.00	\$0.00	41.69%
<i>National Children's Cancer Society Inc</i>	<i>Heritage Company Inc (The)</i>	8	\$3,224,687.11	\$1,339,698.66	\$1,200,406.29	41.55%
International Rescue Committee Inc	Outreach Associates Inc	1	\$20,991.00	\$8,672.00	\$0.00	41.31%
Vermont ETV Inc	Share Group Inc	8	\$157,640.00	\$65,116.00	\$0.00	41.31%
Concerned Women for America	MDS Communications Corporation	8	\$1,845,856.00	\$762,404.00	\$696,671.00	41.30%

DATA OBTAINED FROM INTERIM AND CLOSING STATEMENTS FILED BY PROFESSIONAL FUND RAISERS



CHARITABLE ORGANIZATION	PROFESSIONAL FUND RAISER	GEO. AREA	GROSS RECEIPTS	NET TO CHARITY	UNCOLLECTED PLEDGES	% TO CHARITY
Niskayuna Police Benevolent Association	Nordel Publishing Inc	4	\$71,529.00	\$29,325.24	\$0.00	41.00%
New Jersey Symphony Orchestra	DCM Inc	8	\$38,854.00	\$15,896.50	\$0.00	40.91%
Human Rights Campaign Inc	Share Group Inc	8	\$1,089,281.00	\$442,677.00	\$0.00	40.64%
Sullivan County Patrolmans Benevolent Association	Mako Enterprises (Grimm, Robert)	3	\$16,257.00	\$6,507.00	\$0.00	40.03%
Auburn Police Local #195	Vee Concepts of New York Inc	5	\$71,285.00	\$28,514.00	\$0.00	40.00%
City of White Plains Police Benevolent Association	JNK Enterprises Inc	3	\$90,195.00	\$36,078.00	\$0.00	40.00%
Groton Police Benevolent Association	Northeastern Advertising (Morgan, William J)	5	\$13,637.50	\$5,455.00	\$0.00	40.00%
McLean Fire Department Inc	Northeastern Advertising (Morgan, William J)	5	\$17,230.00	\$6,892.00	\$0.00	40.00%
Patrolmen's Benevolent Association of Long Beach New York Inc	Suffolk Productions Inc	2	\$45,935.00	\$18,374.00	\$0.00	40.00%
Suffolk County Deputy Sheriff's Benevolent Association	Tan Productions Inc	2	\$49,175.00	\$19,670.00	\$0.00	40.00%
Suffolk County Police Memorial Fund Inc	D & D Telemarketing Inc	2	\$99,388.00	\$39,755.00	\$0.00	40.00%
Westchester Legionnaire Inc	Weiss, Howard	3	\$34,523.00	\$13,809.20	\$0.00	40.00%
Wilderness Society	Share Group Inc	8	\$336,780.00	\$133,583.00	\$0.00	39.66%
<i>Suffolk County Police Athletic League Inc</i>	<i>D &amp; D Telemarketing Inc</i>	2	<i>\$141,806.00</i>	<i>\$55,964.00</i>	<i>\$0.00</i>	<i>39.47%</i>
American Society for the Prevention of Cruelty to Animals	Infocision Management Corporation	1	\$103,727.95	\$40,393.49	\$0.00	38.94%
<i>Hudson Valley Volunteer Firemens Association</i>	<i>Royalty Services Inc</i>	3	<i>\$30,892.40</i>	<i>\$12,000.00</i>	<i>\$0.00</i>	<i>38.84%</i>
Court Officers Benevolent Association of Nassau County	Tan Productions Inc	2	\$70,430.00	\$27,314.50	\$0.00	38.78%
Trout Unlimited Inc	Share Group Inc	8	\$106,390.00	\$41,261.00	\$0.00	38.78%
John E Creedon Police Benevolent Association of Utica NY Inc	Municipal Marketing (Forsyth, David)	5	\$141,935.00	\$55,030.00	\$0.00	38.77%
Connecticut Public Broadcasting Inc	Outreach Associates Inc	8	\$76,445.00	\$29,622.00	\$0.00	38.75%
Women's Action for New Directions Inc	Share Group Inc	8	\$8,423.00	\$3,251.00	\$0.00	38.60%
New York State Tenants & Neighbors Coalition Inc	Gordon & Schwenkmeyer Inc	1	\$153,764.47	\$59,281.28	\$0.00	38.55%

DATA OBTAINED FROM INTERIM AND CLOSING STATEMENTS FILED BY PROFESSIONAL FUND RAISERS

CHARITABLE ORGANIZATION	PROFESSIONAL FUND RAISER	GEO. AREA	GROSS RECEIPTS	NET TO CHARITY	UNCOLLECTED PLEDGES	% TO CHARITY
Elmira Heights Police Benevolent Association Inc	Event Marketing (Narde, James E)	6	\$44,853.00	\$17,044.14	\$0.00	38.00%
Endicott Police Benevolent Association Inc	Event Marketing (Narde, James E)	5	\$30,153.00	\$11,458.14	\$0.00	38.00%
<i>Oneonta Police Benevolent Association</i>	<i>Event Marketing (Narde, James E)</i>	5	<i>\$42,654.00</i>	<i>\$16,208.52</i>	<i>\$0.00</i>	<i>38.00%</i>
Policemen's Benevolent Association of Westchester County Inc	S & M Enterprises Inc	3	\$111,550.00	\$42,389.00	\$0.00	38.00%
Vestal Police Benevolent Association Inc	Event Marketing (Narde, James E)	5	\$55,285.00	\$21,008.30	\$0.00	38.00%
Elsmere Fire Company A Inc	Royalty Services Inc	4	\$46,610.00	\$17,500.00	\$0.00	37.55%
Buffalo Police Benevolent Association Inc	Campaign Headquarters Inc	7	\$180,877.00	\$67,829.00	\$0.00	37.50%
American Rivers Inc	Share Group Inc	8	\$69,593.00	\$26,000.00	\$0.00	37.36%
WSKG Public Telecommunications Council	ComNet Marketing Group Inc	5	\$71,508.64	\$26,664.02	\$6,868.40	37.29%
<i>Rockland County Patrolmen's Benevolent Association Inc</i>	<i>National Benefit Company</i>	3	<i>\$150,131.00</i>	<i>\$55,891.25</i>	<i>\$0.00</i>	<i>37.23%</i>
Adirondack Historical Association (Adirondack Museum)	Phoenix Resource Group Inc	4	\$47,510.00	\$17,594.79	\$18,775.00	37.03%
Betty Ford Center at Eisenhower	Advantage Fund-Raising Consulting Inc	8	\$110,560.75	\$40,925.75	\$0.00	37.02%
Spring Valley Policemens Benevolent Association	D & R Communications (Sadofsky, David)	3	\$33,592.00	\$12,429.04	\$0.00	37.00%
Town of Saugerties Police Benevolent Association	Gotham Productions Inc	3	\$27,015.00	\$9,995.55	\$0.00	37.00%
American Institute for Cancer Research	Infocision Management Corporation	8	\$991,893.46	\$365,215.87	\$0.00	36.82%
People for the American Way	Telefund Inc	8	\$509,000.00	\$185,622.22	\$139,301.00	36.47%
National Right to Life Committee Inc	MDS Communications Corporation	8	\$3,875,480.00	\$1,405,274.00	\$2,127,403.00	36.26%
Amsterdam Police Benevolent Association	Liberty Productions (Gity, Thomas J Jr)	4	\$32,176.00	\$11,662.00	\$815.00	36.24%
<i>Schuyler County Deputy Sheriffs Association Inc</i>	<i>Vee Concepts of New York Inc</i>	6	<i>\$72,022.00</i>	<i>\$25,927.92</i>	<i>\$0.00</i>	<i>36.00%</i>
World Wildlife Fund Inc	Public Interest Communications Inc	8	\$821,124.23	\$295,310.38	\$356,725.80	35.96%
Jane Goodall Institute for Wildlife Research Education and Conservation	Share Group Inc	8	\$81,998.00	\$29,431.00	\$0.00	35.89%
American Society for the Prevention of Cruelty to Animals	Factor Direct Ltd	1	\$3,030.00	\$1,083.00	\$2,960.00	35.74%

DATA OBTAINED FROM INTERIM AND CLOSING STATEMENTS FILED BY PROFESSIONAL FUND RAISERS

CHARITABLE ORGANIZATION	PROFESSIONAL FUND RAISER	GEO. AREA	GROSS RECEIPTS	NET TO CHARITY	UNCOLLECTED PLEDGES	% TO CHARITY
Earthjustice	Share Group Inc	8	\$125,039.00	\$44,558.00	\$0.00	35.64%
Town of Fallsburg Police Benevolent Association	Mako Enterprises (Grimm, Robert)	3	\$15,432.00	\$5,500.00	\$0.00	35.64%
Anti-Defamation League of B'nai B'rith	Facter Direct Ltd	1	\$951,347.00	\$336,573.00	\$482,767.00	35.38%
Schenectady County Sheriffs Benevolent Association	Gotham Productions Inc	4	\$121,839.50	\$43,000.00	\$0.00	35.29%
<i>Correction Officers Benevolent Association of Rockland County Inc</i>	<i>National Benefit Company</i>	3	<i>\$78,002.00</i>	<i>\$27,482.20</i>	<i>\$0.00</i>	<i>35.23%</i>
<i>Aeneas McDonald Police Benevolent Association</i>	<i>Vee Concepts of New York Inc</i>	6	<i>\$67,934.00</i>	<i>\$23,776.90</i>	<i>\$0.00</i>	<i>35.00%</i>
<i>Albany County Deputy Sheriffs Police Benevolent Association</i>	<i>Nordel Publishing Inc</i>	4	<i>\$16,252.00</i>	<i>\$5,688.20</i>	<i>\$0.00</i>	<i>35.00%</i>
<i>Allegany County Deputy Sheriffs Association</i>	<i>Event Marketing (Narde, James E)</i>	7	<i>\$51,687.27</i>	<i>\$18,090.54</i>	<i>\$0.00</i>	<i>35.00%</i>
<i>Bath Police Benevolent Association</i>	<i>Event Marketing (Narde, James E)</i>	6	<i>\$26,832.00</i>	<i>\$9,391.20</i>	<i>\$0.00</i>	<i>35.00%</i>
Bath Police Benevolent Association	Event Marketing (Narde, James E)	6	\$31,035.00	\$10,862.25	\$0.00	35.00%
Central Square Recreation Baseball League Inc	Municipal Marketing (Forsyth, David)	5	\$27,380.00	\$9,583.00	\$0.00	35.00%
Fulton Police Benevolent Association	Badge Publications (Littlejohn, James N)	5	\$35,984.00	\$12,594.40	\$0.00	35.00%
Lake City Police Club	Badge Publications (Littlejohn, James N)	5	\$49,607.00	\$17,362.45	\$0.00	35.00%
New York State Park Police PBA Inc	Northeastern Advertising (Morgan, William J)	2	\$14,515.00	\$5,080.25	\$0.00	35.00%
Niagara Falls Police Club Inc	Liberty Productions (Gity, Thomas J Jr)	7	\$65,744.00	\$23,010.40	\$0.00	35.00%
Norwich Police Benevolent Association	Event Marketing (Narde, James E)	5	\$43,049.00	\$15,067.15	\$0.00	35.00%
Owego Police Benevolent Association	Vee Concepts of New York Inc	5	\$16,975.00	\$5,941.25	\$0.00	35.00%
<i>Police Association of the City of Mount Vernon Inc</i>	<i>Holmac Telecommunications Inc</i>	3	<i>\$46,177.00</i>	<i>\$16,162.00</i>	<i>\$0.00</i>	<i>35.00%</i>
Rockland County Sheriff's Deputies Association Inc	National Benefit Company	3	\$139,649.25	\$48,877.24	\$0.00	35.00%
Suffolk County Detectives Association Inc	Suffolk Productions Inc	2	\$176,756.00	\$61,865.00	\$0.00	35.00%
Ulster County Shields	Insight Enterprises Inc	3	\$20,630.00	\$7,220.50	\$0.00	35.00%
Ulster County Shields	Top Rank Enterprises Inc	3	\$16,847.00	\$5,896.45	\$0.00	35.00%

DATA OBTAINED FROM INTERIM AND CLOSING STATEMENTS FILED BY PROFESSIONAL FUND RAISERS

CHARITABLE ORGANIZATION	PROFESSIONAL FUND RAISER	GEO. AREA	GROSS RECEIPTS	NET TO CHARITY	UNCOLLECTED PLEDGES	% TO CHARITY
Ulster County Volunteer Firemen's Association	Insight Enterprises Inc	3	\$11,817.00	\$4,135.95	\$0.00	35.00%
Uniformed Fire Fighters Association of the City of Mt Vernon NY Inc	D & R Communications (Sadofsky, David)	3	\$71,540.00	\$25,039.00	\$0.00	35.00%
Village of Hammondsport Police Benevolent Association	Event Marketing (Narde, James E)	6	\$15,027.00	\$5,259.45	\$0.00	35.00%
<i>Yonkers Police Captain's, Lieutenant's &amp; Sergeant's Benevolent Association</i>	<i>Holmac Telecommunications Inc</i>	3	<i>\$97,751.00</i>	<i>\$34,212.85</i>	<i>\$0.00</i>	<i>35.00%</i>
<i>Roger Wyburn-Mason &amp; Jack M Blount Foundation for Eradication of Rheumatoid Disease Inc</i>	<i>Bee LC</i>	8	<i>\$117,004.50</i>	<i>\$40,940.97</i>	<i>\$32,950.50</i>	<i>34.99%</i>
Tigris Temple AAONMS	Royalty Services Inc	5	\$14,290.00	\$5,000.00	\$0.00	34.99%
<i>Suffolk County Detective Investigators Police Benevolent Association</i>	<i>D &amp; D Telemarketing Inc</i>	2	<i>\$104,640.00</i>	<i>\$36,436.00</i>	<i>\$0.00</i>	<i>34.82%</i>
<i>Enlisted Association of the New York National Guard</i>	<i>Heritage Company Inc (The)</i>	1	<i>\$40,856.00</i>	<i>\$14,220.31</i>	<i>\$43,336.00</i>	<i>34.81%</i>
Southern Poverty Law Center Inc	Outreach Associates Inc	8	\$527,780.00	\$183,370.00	\$0.00	34.74%
International Rescue Committee Inc	Telefund Inc	1	\$154,810.40	\$53,527.70	\$284,766.60	34.58%
<i>Niagara Falls New York Police Athletic League</i>	<i>Campaign Headquarters Inc</i>	7	<i>\$84,402.00</i>	<i>\$28,696.00</i>	<i>\$0.00</i>	<i>34.00%</i>
Children International	Infocision Management Corporation	8	\$75,226.00	\$25,569.40	\$0.00	33.99%
Planned Parenthood Action Fund Inc	Telefund Inc	1	\$303,580.00	\$103,101.77	\$211,789.00	33.96%
Colonie Police Benevolent Association Inc	Nordel Publishing Inc	4	\$76,414.00	\$25,768.95	\$0.00	33.72%
<i>SADD Inc</i>	<i>Tele-Response Center Inc</i>	8	<i>\$2,125,738.75</i>	<i>\$711,970.60</i>	<i>\$1,195,728.05</i>	<i>33.49%</i>
American Society for the Prevention of Cruelty to Animals	Telefund Inc	1	\$1,034,191.00	\$343,593.70	\$387,258.00	33.22%
Connecticut Public Broadcasting Inc	Outreach Associates Inc	8	\$110,476.00	\$36,516.00	\$0.00	33.05%
Multiple Sclerosis Association of America	Factor Direct Ltd	8	\$372,639.89	\$122,474.89	\$107,225.11	32.87%
Natural Resources Defense Council Inc	Factor Direct Ltd	1	\$747,333.00	\$242,620.00	\$329,512.00	32.46%
Police Athletic League of Yonkers Foundation Inc	D & R Communications (Sadofsky, David)	3	\$212,525.00	\$68,757.50	\$0.00	32.35%

DATA OBTAINED FROM INTERIM AND CLOSING STATEMENTS FILED BY PROFESSIONAL FUND RAISERS

CHARITABLE ORGANIZATION	PROFESSIONAL FUND RAISER	GEO. AREA	GROSS RECEIPTS	NET TO CHARITY	UNCOLLECTED PLEDGES	% TO CHARITY
Scarsdale Patrolmens Benevolent Association	Holmac Telecommunications Inc	3	\$225,286.00	\$72,586.00	\$0.00	32.22%
World Wildlife Fund Inc	RuffaloCODY LLC	8	\$12,800.00	\$4,098.61	\$7,530.00	32.02%
Ziyara Temple AAONMS	Royalty Services Inc	5	\$133,332.00	\$42,674.30	\$0.00	32.01%
<i>Badge and Shield Club Inc</i>	<i>Campaign Headquarters Inc</i>	7	<i>\$115,837.00</i>	<i>\$37,068.00</i>	<i>\$0.00</i>	<i>32.00%</i>
<i>National Federation of the Blind of New York State Inc</i>	<i>Capital District Callers Inc</i>	1	<i>\$97,869.00</i>	<i>\$31,318.08</i>	<i>\$0.00</i>	<i>32.00%</i>
Crime Prevention Association of Western New York Inc	Stage Door Music Productions Inc	7	\$16,105.07	\$5,049.20	\$0.00	31.35%
Mt Kisco Police Benevolent Association	JNK Enterprises Inc	3	\$80,720.00	\$25,000.00	\$0.00	30.97%
Vanished Children's Alliance	Heritage Company Inc (The)	8	\$1,027,149.34	\$317,532.87	\$476,662.92	30.91%
<i>Cheektowaga Police Club Inc</i>	<i>Niagara Frontier Advertising Associates Inc</i>	7	<i>\$45,370.00</i>	<i>\$13,850.00</i>	<i>\$3,125.00</i>	<i>30.53%</i>
Glens Falls Police Benevolent Association	Royalty Services Inc	4	\$31,584.00	\$9,598.50	\$0.00	30.39%
Mattydale Liverpool North Syracuse Vikings Inc	Municipal Marketing (Forsyth, David)	5	\$18,645.00	\$5,660.50	\$0.00	30.36%
Schenectady County Sheriffs Benevolent Association	Gotham Productions Inc	4	\$134,056.00	\$40,482.80	\$0.00	30.20%
Police Officer Defense Fund of New York State Inc	Community Tele Services	3	\$79,756.00	\$24,000.00	\$0.00	30.09%
Broome County Humane Society and Relief Association	Northeastern Advertising (Morgan, William J)	5	\$67,505.77	\$20,251.73	\$27,670.00	30.00%
<i>Cayuga Club Police Benevolent Association Inc</i>	<i>Spotlight Music Productions Inc</i>	7	<i>\$57,710.00</i>	<i>\$17,314.00</i>	<i>\$0.00</i>	<i>30.00%</i>
Chemung County Emergency Protective Inc	Northeastern Advertising (Morgan, William J)	6	\$9,895.00	\$2,968.50	\$0.00	30.00%
Cornerstone Soup Kitchen & Food Pantry Inc	Royalty Services Inc	4	\$193,273.00	\$57,981.90	\$0.00	30.00%
Eastchester Police Benevolent Association	JNK Enterprises Inc	3	\$60,390.00	\$18,117.00	\$0.00	30.00%
Greenburgh Uniformed Firefighters Association Inc	S & M Enterprises Inc	3	\$61,085.00	\$18,325.50	\$550.00	30.00%
Herkimer County Sheriffs Department Association Inc	Liberty Productions (Gity, Thomas J Jr)	5	\$15,329.00	\$4,598.70	\$0.00	30.00%
Judges and Police Executive Conference of Erie County NY Inc	Campaign Headquarters Inc	7	\$73,880.00	\$22,164.00	\$0.00	30.00%
Lake Mohegan Professional Fire Fighters Association Inc	S & M Enterprises Inc	3	\$35,290.00	\$10,587.00	\$400.00	30.00%
Lynbrook Police Benevolent Association	Island Marketing Concepts Inc	2	\$65,502.00	\$19,650.60	\$0.00	30.00%

DATA OBTAINED FROM INTERIM AND CLOSING STATEMENTS FILED BY PROFESSIONAL FUND RAISERS

CHARITABLE ORGANIZATION	PROFESSIONAL FUND RAISER	GEO. AREA	GROSS RECEIPTS	NET TO CHARITY	UNCOLLECTED PLEDGES	% TO CHARITY
New York State Association of Chiefs of Police	Suffolk Productions Inc	4	\$436,191.00	\$130,857.00	\$0.00	30.00%
New York State Association of PBA's Inc	Mac Communications (MacDonald, John T)	2	\$49,971.50	\$14,991.45	\$0.00	30.00%
New York State Court Clerks Association	Tan Productions Inc	1	\$82,605.00	\$24,781.50	\$0.00	30.00%
<i>Police Conference of New York Inc</i>	<i>Holmac Telecommunications Inc</i>	4	<i>\$254,183.00</i>	<i>\$76,255.00</i>	<i>\$0.00</i>	<i>30.00%</i>
<i>Poughkeepsie Police Athletic League Inc</i>	<i>Gotham Productions Inc</i>	3	<i>\$28,965.00</i>	<i>\$8,689.50</i>	<i>\$0.00</i>	<i>30.00%</i>
Putnam County Volunteer Firemens Association	Community Services Inc	3	\$70,554.50	\$21,166.35	\$0.00	30.00%
<i>Rensselaer County Deputy Sheriffs Police Benevolent Association</i>	<i>Gotham Productions Inc</i>	4	<i>\$69,310.00</i>	<i>\$20,793.00</i>	<i>\$0.00</i>	<i>30.00%</i>
Scotia Patrolmens Benevolent Association Inc	Gotham Productions Inc	4	\$37,636.00	\$11,290.80	\$0.00	30.00%
Scotia Patrolmens Benevolent Association Inc	Gotham Productions Inc	4	\$35,317.50	\$10,595.25	\$0.00	30.00%
South Glens Falls Police Benevolent Association	Royalty Services Inc	4	\$13,490.00	\$4,047.00	\$0.00	30.00%
<i>Suffolk County Police Conference Inc</i>	<i>Tan Productions Inc</i>	2	<i>\$93,461.00</i>	<i>\$28,038.30</i>	<i>\$0.00</i>	<i>30.00%</i>
Supplemental Food Providers Inc	Royalty Services Inc	4	\$32,111.00	\$9,633.30	\$0.00	30.00%
Town of Mt Pleasant Policemen's Benevolent Association	S & M Enterprises Inc	3	\$64,260.00	\$19,278.00	\$500.00	30.00%
Town Police Fraternity Inc	Starlet Music Productions (Corbett, Herbert)	3	\$41,890.00	\$12,567.00	\$0.00	30.00%
Uniform Firefighters of Cohoes	Liberty Productions (Gity, Thomas J Jr)	4	\$7,295.00	\$2,188.50	\$0.00	30.00%
Uniformed Fire Fighters Association of the City of New Rochelle	S & M Enterprises Inc	3	\$68,840.00	\$20,652.00	\$100.00	30.00%
Village of Hempstead Police Activity League	Island Marketing Concepts Inc	2	\$31,517.00	\$9,455.10	\$0.00	30.00%
Western New York Volunteer Firemens Association	Caring People Enterprises Inc	7	\$91,352.50	\$27,405.75	\$0.00	30.00%
Declaration Alliance	MDS Communications Corporation	8	\$79,788.00	\$23,786.00	\$39,501.00	29.81%
Massachusetts Society for the Prevention of Cruelty to Animals	Share Group Inc	8	\$109,068.00	\$32,309.00	\$0.00	29.62%
American Civil Liberties Union	Public Interest Communications Inc	1	\$387,049.00	\$114,228.00	\$43,167.00	29.51%
Franklin County Deputy Sheriff's Association	Stage Door Music Productions Inc	4	\$47,470.20	\$14,000.00	\$0.00	29.49%

DATA OBTAINED FROM INTERIM AND CLOSING STATEMENTS FILED BY PROFESSIONAL FUND RAISERS

CHARITABLE ORGANIZATION	PROFESSIONAL FUND RAISER	GEO. AREA	GROSS RECEIPTS	NET TO CHARITY	UNCOLLECTED PLEDGES	% TO CHARITY
National Wildlife Federation	Share Group Inc	8	\$497,066.00	\$145,222.00	\$0.00	29.22%
Nassau Police Conference Inc	Island Marketing Concepts Inc	2	\$432,554.50	\$125,200.00	\$0.00	28.94%
New York State Union of Police Associations Inc	Community Tele Services	3	\$504,216.00	\$143,990.00	\$0.00	28.56%
People for the Ethical Treatment of Animals	Telefund Inc	8	\$332,057.00	\$94,835.18	\$361,845.00	28.56%
Town of Wallkill Volunteer Ambulance Corps Inc	Spotlight Music Productions Inc	3	\$31,671.00	\$9,003.00	\$0.00	28.43%
New York Vietnam Veterans Foundation Inc	American Trade and Convention Publications Inc	2	\$208,992.00	\$59,053.00	\$0.00	28.26%
<i>Empire State Association of the Deaf Inc</i>	<i>Heritage Company Inc (The)</i>	7	<i>\$28,410.18</i>	<i>\$8,000.00</i>	<i>\$24,548.00</i>	<i>28.16%</i>
<i>Children's Wish Foundation International Inc</i>	<i>Heritage Company Inc (The)</i>	8	<i>\$3,568,269.01</i>	<i>\$1,001,384.75</i>	<i>\$2,122,239.96</i>	<i>28.06%</i>
Kingston Police Gold Shield Society	Gotham Productions Inc	3	\$50,212.50	\$14,059.50	\$0.00	28.00%
National Aquarium in Baltimore Inc	IDC Ltd	8	\$155,088.41	\$43,423.64	\$212,258.51	28.00%
<i>Police Athletic Team of Suffolk County Inc</i>	<i>Suffolk Productions Inc</i>	2	<i>\$75,854.00</i>	<i>\$21,239.00</i>	<i>\$0.00</i>	<i>28.00%</i>
Co-op America Foundation Inc	Share Group Inc	8	\$115,029.00	\$31,733.00	\$0.00	27.59%
Peekskill Police Association	Starlet Music Productions (Corbett, Herbert)	3	\$76,279.00	\$21,000.00	\$0.00	27.53%
Children's Wish Foundation International Inc	Reese Teleservices Inc	8	\$4,081,551.00	\$1,119,630.00	\$4,047,776.00	27.43%
Rails-to-Trails Conservancy	Public Interest Communications Inc	8	\$27,647.90	\$7,545.06	\$9,597.10	27.29%
Philip S McDonald Police Benevolent Association	Gotham Productions Inc	5	\$67,416.62	\$18,333.00	\$0.00	27.19%
Lakewood Police Benevolent Association	Royalty Services Inc	7	\$30,940.00	\$8,391.25	\$0.00	27.12%
<i>Saratoga County Deputy Sheriffs Benevolent Association</i>	<i>Stage Door Music Productions Inc</i>	4	<i>\$165,613.09</i>	<i>\$44,715.53</i>	<i>\$0.00</i>	<i>27.00%</i>
NYST Benefit Fund Inc	Trooper Publishing Inc	4	\$626,267.27	\$168,903.50	\$0.00	26.97%
<i>American Association of the Deaf-Blind</i>	<i>Heritage Company Inc (The)</i>	8	<i>\$1,455,940.12</i>	<i>\$392,214.05</i>	<i>\$596,096.46</i>	<i>26.94%</i>
Greece Police Gold Badge Club	Stage Door Music Productions Inc	6	\$103,766.42	\$27,500.00	\$0.00	26.50%
International Fellowship of Christians and Jews Inc	Infocision Management Corporation	8	\$249,552.71	\$66,009.92	\$0.00	26.45%
Oneida County Volunteer Firemens Association Inc	Tagger Communications Inc	5	\$57,616.27	\$15,177.25	\$45,000.00	26.34%

DATA OBTAINED FROM INTERIM AND CLOSING STATEMENTS FILED BY PROFESSIONAL FUND RAISERS

CHARITABLE ORGANIZATION	PROFESSIONAL FUND RAISER	GEO. AREA	GROSS RECEIPTS	NET TO CHARITY	UNCOLLECTED PLEDGES	% TO CHARITY
National Parks Conservation Association	Factor Direct Ltd	8	\$587,430.00	\$153,852.00	\$255,587.00	26.19%
Vietnam Veterans of America Foundation	Factor Direct Ltd	8	\$91,924.00	\$23,929.00	\$45,697.00	26.03%
<i>Oriental Temple AAONMS</i>	<i>Royalty Services Inc</i>	4	<i>\$173,127.00</i>	<i>\$44,560.50</i>	<i>\$0.00</i>	<i>25.74%</i>
<i>South Lockport Fire Company Inc</i>	<i>Spotlight Music Productions Inc</i>	7	<i>\$50,229.00</i>	<i>\$12,838.00</i>	<i>\$0.00</i>	<i>25.56%</i>
<i>Albion Emergency Squad Inc</i>	<i>Spotlight Music Productions Inc</i>	7	<i>\$38,030.00</i>	<i>\$9,689.00</i>	<i>\$0.00</i>	<i>25.48%</i>
National Parks Conservation Association	Share Group Inc	8	\$122,765.00	\$31,260.00	\$0.00	25.46%
Greenpeace Inc	Factor Direct Ltd	8	\$223,904.00	\$56,965.00	\$260,545.00	25.44%
Lighthouse International	Share Group Inc	1	\$63,222.00	\$15,930.00	\$0.00	25.20%
Schenectady Patrolmens Benevolent Association	Gotham Productions Inc	4	\$119,975.00	\$30,218.75	\$0.00	25.19%
<i>American Council of the Blind Inc</i>	<i>Integral Resources Inc</i>	8	<i>\$541,191.15</i>	<i>\$135,996.00</i>	<i>\$222,549.44</i>	<i>25.13%</i>
<i>Knights of Columbus-Monsignor Delaney Council #5983</i>	<i>Campaign Center Inc (The)</i>	2	<i>\$17,350.00</i>	<i>\$4,348.00</i>	<i>\$0.00</i>	<i>25.06%</i>
Warren County Deputy Sheriffs Benevolent Association	Stage Door Music Productions Inc	4	\$112,549.00	\$28,187.25	\$0.00	25.04%
<i>Long Island State Park Police Benevolent Association</i>	<i>Campaign Center Inc (The)</i>	2	<i>\$379,784.00</i>	<i>\$95,045.00</i>	<i>\$0.00</i>	<i>25.03%</i>
Cyprus Temple of the AAONMS of Albany New York	Royalty Services Inc	4	\$20,013.00	\$5,003.25	\$0.00	25.00%
<i>Cyprus Temple of the AAONMS of Albany New York</i>	<i>Royalty Services Inc</i>	4	<i>\$90,400.00</i>	<i>\$22,600.00</i>	<i>\$0.00</i>	<i>25.00%</i>
Dazzle School of Visual and Performing Arts Inc	Caring People Enterprises Inc	6	\$64,578.00	\$16,144.50	\$0.00	25.00%
<i>Defeat Diabetes Foundation Inc</i>	<i>All Star Productions (Messmore, Barbara)</i>	8	<i>\$20,991.00</i>	<i>\$5,247.75</i>	<i>\$10,100.00</i>	<i>25.00%</i>
<i>Eastridge Kiwanis Charitable Foundation Inc</i>	<i>Marketing Squad Inc</i>	6	<i>\$64,747.00</i>	<i>\$16,187.00</i>	<i>\$0.00</i>	<i>25.00%</i>
Green Acres of Rochester NY Inc	Marketing Squad Inc	6	\$244,453.00	\$61,113.00	\$0.00	25.00%
Hempstead Police Benevolent Association Inc	Island Marketing Concepts Inc	2	\$252,235.00	\$63,058.75	\$0.00	25.00%
Ismailia Temple AAONMS	Royalty Services Inc	7	\$9,350.00	\$2,337.50	\$0.00	25.00%
Kingston Police Benevolent Association	Gotham Productions Inc	3	\$69,905.00	\$17,476.00	\$0.00	25.00%
<i>Kiwanis Club of Rochester NY Inc</i>	<i>Marketing Squad Inc</i>	6	<i>\$88,610.00</i>	<i>\$22,152.00</i>	<i>\$0.00</i>	<i>25.00%</i>

DATA OBTAINED FROM INTERIM AND CLOSING STATEMENTS FILED BY PROFESSIONAL FUND RAISERS



CHARITABLE ORGANIZATION	PROFESSIONAL FUND RAISER	GEO. AREA	GROSS RECEIPTS	NET TO CHARITY	UNCOLLECTED PLEDGES	% TO CHARITY
New York State Corrections Emerald Society	Gotham Productions Inc	4	\$12,484.00	\$3,121.00	\$0.00	25.00%
<i>New York State Park Police PBA Inc</i>	<i>Suffolk Productions Inc</i>	2	<i>\$109,614.00</i>	<i>\$27,403.00</i>	<i>\$0.00</i>	<i>25.00%</i>
Niagara County Deputy Sheriff's Association	Stage Door Music Productions Inc	7	\$128,940.00	\$32,235.00	\$0.00	25.00%
Southside Cyclones Football Club Inc	Caring People Enterprises Inc	6	\$35,428.00	\$8,857.00	\$0.00	25.00%
Town of Newburgh Policemen's Benevolent Association	Gotham Productions Inc	3	\$95,897.50	\$23,974.37	\$0.00	25.00%
Traditional Chinese Medicine World Foundation Inc	Suffolk Productions Inc	1	\$70,882.00	\$17,720.00	\$0.00	25.00%
<i>Vietnam Veterans of America-Chapter #82 Hicksville NY</i>	<i>Suffolk Productions Inc</i>	2	<i>\$25,150.00</i>	<i>\$6,288.00</i>	<i>\$0.00</i>	<i>25.00%</i>
<i>Suffolk County Police Athletic League Inc</i>	<i>Campaign Center Inc (The)</i>	2	<i>\$302,197.00</i>	<i>\$75,234.00</i>	<i>\$0.00</i>	<i>24.90%</i>
Police Captains & Lieutenants Association of Erie County	Stage Door Music Productions Inc	7	\$80,516.50	\$20,000.00	\$0.00	24.84%
<i>Miracle Flights for Kids</i>	<i>Tele-Response Center Inc</i>	8	<i>\$1,415,925.11</i>	<i>\$340,139.13</i>	<i>\$974,758.66</i>	<i>24.02%</i>
Epilepsy Foundation of America	Infocision Management Corporation	8	\$142,317.37	\$34,068.21	\$0.00	23.94%
<i>Albany County Sheriff's Union #775 AFSCME</i>	<i>Stage Door Music Productions Inc</i>	4	<i>\$171,521.43</i>	<i>\$40,000.00</i>	<i>\$0.00</i>	<i>23.32%</i>
<i>Fraternal Order of Police Empire State Lodge Inc</i>	<i>Civic Development Group LLC</i>	2	<i>\$3,559,053.00</i>	<i>\$822,565.00</i>	<i>\$0.00</i>	<i>23.11%</i>
Marine Corps League-Huntington Long Island Detachment	Campaign Center Inc (The)	2	\$233,938.50	\$53,928.50	\$0.00	23.05%
Buffalo Police Benevolent Association Inc	Campaign Headquarters Inc	7	\$92,370.00	\$21,245.00	\$0.00	23.00%
<i>Sheriff's Silver Star Association Inc</i>	<i>Stage Door Music Productions Inc</i>	5	<i>\$122,515.00</i>	<i>\$28,178.45</i>	<i>\$0.00</i>	<i>23.00%</i>
Operation Lookout National Center for Missing Youth	Caring People Enterprises Inc	8	\$20,996.00	\$4,799.20	\$0.00	22.86%
WMHT Educational Telecommunications Inc	ComNet Marketing Group Inc	4	\$59,593.00	\$13,583.81	\$19,784.00	22.79%
Rutherford Institute	MDS Communications Corporation	8	\$76,135.00	\$17,003.00	\$51,244.00	22.33%
America's Athletes With Disabilities Inc	Heritage Company Inc (The)	8	\$363,538.36	\$81,082.02	\$298,948.24	22.30%
<i>American Diabetes Association Inc</i>	<i>A. D. P. Publications Inc</i>	8	<i>\$118,846.00</i>	<i>\$26,470.00</i>	<i>\$0.00</i>	<i>22.27%</i>
<i>Defeat Diabetes Foundation Inc</i>	<i>Standard Call (The) (Sandone, Michael A)</i>	8	<i>\$7,405.00</i>	<i>\$1,641.00</i>	<i>\$0.00</i>	<i>22.16%</i>
United States Police Canine Association/Region #7	Stage Door Music Productions Inc	2	\$236,925.11	\$52,123.52	\$0.00	22.00%

DATA OBTAINED FROM INTERIM AND CLOSING STATEMENTS FILED BY PROFESSIONAL FUND RAISERS

CHARITABLE ORGANIZATION	PROFESSIONAL FUND RAISER	GEO. AREA	GROSS RECEIPTS	NET TO CHARITY	UNCOLLECTED PLEDGES	% TO CHARITY
<i>Vietnam Veterans of America-Chapter #11 Suffolk NY Inc</i>	<i>Mure Associates Inc</i>	2	\$63,339.00	\$13,934.58	\$0.00	22.00%
World Jewish Congress American Section Inc	Facter Direct Ltd	1	\$128,235.00	\$28,167.00	\$141,791.00	21.97%
<i>Disabled Veterans of America Inc-PFC Salvatore J Armato</i>	<i>Campaign Center Inc (The)</i>	2	\$2,103.00	\$461.00	\$0.00	21.92%
Montgomery County Deputy Sheriffs Association	Stage Door Music Productions Inc	4	\$34,370.00	\$7,500.00	\$0.00	21.82%
<i>Hope Cancer Fund</i>	<i>Caring People Enterprises Inc</i>	8	\$61,435.11	\$13,372.52	\$0.00	21.77%
Playwrights Horizons Inc	DCM Inc	1	\$41,013.00	\$8,812.20	\$0.00	21.49%
St Huberts Giralda (St Huberts Animal Welfare Center)	MKTG TeleServices Inc	8	\$32,167.00	\$6,902.00	\$23,804.00	21.46%
Voiture Nationale La Societe Des 40 Hommes et 8 Chevaux (2004 Promenade Nationale Convention Corp)	Heritage Company Inc (The)	8	\$126,135.00	\$26,813.75	\$56,352.00	21.26%
Gay & Lesbian Alliance Against Defamation Inc (GLADD)	Share Group Inc	8	\$111,950.00	\$23,638.00	\$0.00	21.11%
<i>Deputy Sheriff's Benevolent Association of Onondaga County Inc</i>	<i>Stage Door Music Productions Inc</i>	5	\$147,074.00	\$30,993.16	\$0.00	21.07%
African Wildlife Foundation	Infocision Management Corporation	8	\$31,106.00	\$6,510.00	\$0.00	20.93%
Defenders of Wildlife Inc	Share Group Inc	8	\$30,970.00	\$6,460.00	\$0.00	20.86%
U S Olympic Committee	Infocision Management Corporation	8	\$59,053.00	\$12,254.00	\$0.00	20.75%
New York Law Enforcement Association Inc	Stage Door Music Productions Inc	6	\$119,674.00	\$24,635.18	\$0.00	20.59%
Defenders of Wildlife Inc	Public Interest Communications Inc	8	\$606,140.00	\$123,796.20	\$33,418.00	20.42%
<i>VFW of the United States-Suffolk County Chapter</i>	<i>Campaign Center Inc (The)</i>	2	\$152,353.00	\$30,871.00	\$0.00	20.26%
<i>Defeat Diabetes Foundation Inc</i>	<i>Campaign Center Inc (The)</i>	8	\$154,641.00	\$31,309.00	\$0.00	20.25%
Johnstown Police Benevolent Association	Stage Door Music Productions Inc	4	\$49,486.60	\$10,000.00	\$0.00	20.21%
<i>Uniformed Professional Fire Fighters Association Tonawanda NY</i>	<i>Stage Door Music Productions Inc</i>	7	\$22,332.00	\$4,500.00	\$0.00	20.15%
<i>VFW of the United States-Nassau County Council</i>	<i>Campaign Center Inc (The)</i>	2	\$138,239.00	\$27,772.00	\$0.00	20.09%

DATA OBTAINED FROM INTERIM AND CLOSING STATEMENTS FILED BY PROFESSIONAL FUND RAISERS

CHARITABLE ORGANIZATION	PROFESSIONAL FUND RAISER	GEO. AREA	GROSS RECEIPTS	NET TO CHARITY	UNCOLLECTED PLEDGES	% TO CHARITY
A Child's Fondest Wish Inc	All Star Productions (Messmore, Barbara)	8	\$23,100.00	\$4,620.00	\$8,210.00	20.00%
AIDS Rochester Inc	Marketing Squad Inc	6	\$170,916.00	\$34,183.00	\$0.00	20.00%
American Association of State Troopers Inc	Safety Publications Inc	8	\$705,905.91	\$141,181.18	\$50,000.00	20.00%
<i>American Foundation for Disabled Children Inc</i>	<i>Campaign Center Inc (The)</i>	<i>1</i>	<i>\$11,100.00</i>	<i>\$2,220.00</i>	<i>\$0.00</i>	<i>20.00%</i>
<i>Bi-County Helpline for Abuse Against Women &amp; Children</i>	<i>Mure Associates Inc</i>	<i>2</i>	<i>\$162,648.00</i>	<i>\$32,529.60</i>	<i>\$0.00</i>	<i>20.00%</i>
Breast Cancer Assistance Fund	All Star Productions (Messmore, Barbara)	8	\$21,470.00	\$4,294.00	\$9,500.00	20.00%
<i>Cancer Recovery Foundation of America</i>	<i>Contract Communications Inc</i>	<i>8</i>	<i>\$1,858,061.00</i>	<i>\$371,612.00</i>	<i>\$841,867.00</i>	<i>20.00%</i>
Children's Cancer Assistance Network	Dedicated Callers Enterprises (Sabo, Frank)	8	\$89,256.00	\$17,851.20	\$0.00	20.00%
<i>Children's Charity Fund Inc</i>	<i>All Star Productions (Messmore, Barbara)</i>	<i>8</i>	<i>\$985.00</i>	<i>\$197.00</i>	<i>\$1,850.00</i>	<i>20.00%</i>
Children's Charity Fund Inc	Caring People Enterprises Inc	8	\$133,225.42	\$26,645.09	\$0.00	20.00%
Children's Charity Fund Inc	Dedicated Callers Enterprises (Sabo, Frank)	8	\$38,774.00	\$7,754.80	\$0.00	20.00%
Children's Charity Fund Inc	Dedicated Callers Enterprises (Sabo, Frank)	8	\$5,932.00	\$1,186.40	\$0.00	20.00%
<i>Coalition Against Breast Cancer Inc</i>	<i>Campaign Center Inc (The)</i>	<i>2</i>	<i>\$728,866.00</i>	<i>\$145,775.00</i>	<i>\$0.00</i>	<i>20.00%</i>
<i>Defeat Diabetes Foundation Inc</i>	<i>Caring People Enterprises Inc</i>	<i>8</i>	<i>\$168,275.97</i>	<i>\$33,655.19</i>	<i>\$0.00</i>	<i>20.00%</i>
Dutchess County Correction Officers Benevolent Association	Stage Door Music Productions Inc	3	\$118,439.00	\$23,687.80	\$0.00	20.00%
<i>Hope Cancer Fund</i>	<i>All Star Productions (Messmore, Barbara)</i>	<i>8</i>	<i>\$3,660.00</i>	<i>\$732.00</i>	<i>\$1,840.00</i>	<i>20.00%</i>
<i>Hope Cancer Fund</i>	<i>Gelmar Ltd</i>	<i>8</i>	<i>\$56,113.00</i>	<i>\$11,222.00</i>	<i>\$0.00</i>	<i>20.00%</i>
Jefferson County Deputy Sheriff Association	Stage Door Music Productions Inc	5	\$91,440.00	\$18,288.00	\$0.00	20.00%
<i>Manor Park Seniors Ltd</i>	<i>Campaign Center Inc (The)</i>	<i>2</i>	<i>\$37,747.00</i>	<i>\$7,550.00</i>	<i>\$0.00</i>	<i>20.00%</i>
Middletown Fire Police	Stage Door Music Productions Inc	3	\$52,100.00	\$10,420.60	\$0.00	20.00%
Middletown NY Police Benevolent Association	Stage Door Music Productions Inc	3	\$79,883.50	\$15,976.70	\$0.00	20.00%
New York State Crime Prevention Coalition Inc	Stage Door Music Productions Inc	4	\$623.00	\$124.60	\$0.00	20.00%
Niagara Falls New York Police Athletic League	Campaign Headquarters Inc	7	\$106,345.00	\$21,269.00	\$0.00	20.00%

DATA OBTAINED FROM INTERIM AND CLOSING STATEMENTS FILED BY PROFESSIONAL FUND RAISERS

CHARITABLE ORGANIZATION	PROFESSIONAL FUND RAISER	GEO. AREA	GROSS RECEIPTS	NET TO CHARITY	UNCOLLECTED PLEDGES	% TO CHARITY
<i>North Greece Fire Fighters Association Local #3827 IAFF AFL CIO Inc</i>	<i>Stage Door Music Productions Inc</i>	6	\$29,212.50	\$5,842.50	\$0.00	20.00%
<i>Northern New York Volunteer Firemens Association Inc</i>	<i>Caring People Enterprises Inc</i>	5	\$112,518.14	\$22,503.63	\$0.00	20.00%
Orange County K-9 Association Inc	Stage Door Music Productions Inc	3	\$83,132.06	\$16,626.41	\$0.00	20.00%
<i>Our American Veterans Inc</i>	<i>All Star Productions (Messmore, Barbara)</i>	8	\$9,322.00	\$1,864.40	\$4,858.00	20.00%
Parents of Retarded Children Camp Fund Inc	Marketing Squad Inc	7	\$302,035.00	\$60,407.00	\$0.00	20.00%
Perry F Barrett Police Club (Salamanca Police Club)	Municipal Marketing (Forsyth, David)	7	\$52,999.00	\$10,599.80	\$0.00	20.00%
Perry F Barrett Police Club (Salamanca Police Club)	Municipal Marketing (Forsyth, David)	7	\$51,690.00	\$10,338.00	\$0.00	20.00%
Police Conference of New York Inc	Xentel Inc	4	\$432,317.54	\$86,463.50	\$1,002,535.46	20.00%
Sober Driving Society Inc	Stage Door Music Productions Inc	3	\$25,853.00	\$5,170.60	\$0.00	20.00%
<i>Suffolk County Veteran Halfway House Project Inc</i>	<i>Mure Associates Inc</i>	2	\$72,110.00	\$14,422.00	\$0.00	20.00%
Ulster County Correction Officers Benevolent Association	Stage Door Music Productions Inc	3	\$72,894.00	\$14,578.80	\$0.00	20.00%
Ulster County Sheriff's Employees Association	Stage Door Music Productions Inc	3	\$89,203.00	\$17,840.60	\$0.00	20.00%
United Breast Cancer Foundation	Mure Associates Inc	2	\$78,713.00	\$15,742.60	\$0.00	20.00%
VietNow National Headquarters	Caring People Enterprises Inc	8	\$175,837.50	\$35,167.50	\$0.00	20.00%
VietNow National Headquarters	Municipal Marketing (Forsyth, David)	8	\$17,624.00	\$3,524.80	\$0.00	20.00%
Watertown Police Benevolent Association	Stage Door Music Productions Inc	5	\$91,313.00	\$18,262.60	\$0.00	20.00%
<i>Wishing Well Foundation USA Inc</i>	<i>J.E.K. Marketing Inc</i>	8	\$376,304.99	\$75,260.99	\$0.00	20.00%
Common Cause	Public Interest Communications Inc	8	\$77,772.00	\$15,197.65	\$10,319.00	19.54%
Project Cure Inc	Bee LC	8	\$418,339.80	\$79,921.58	\$169,758.70	19.10%
<i>Sierra Club</i>	<i>EARTHtel Inc</i>	8	\$791,696.40	\$150,756.10	\$500,000.00	19.04%
Foundation for National Progress	Telefund Inc	8	\$106,026.00	\$19,883.80	\$30,551.00	18.75%
<i>North Tonawanda Policemen Benevolent Association Inc</i>	<i>Stage Door Music Productions Inc</i>	7	\$35,568.00	\$6,580.09	\$0.00	18.50%
<i>Heart Support of America Inc</i>	<i>Bee LC</i>	8	\$199,496.34	\$36,768.52	\$72,693.66	18.43%

DATA OBTAINED FROM INTERIM AND CLOSING STATEMENTS FILED BY PROFESSIONAL FUND RAISERS

CHARITABLE ORGANIZATION	PROFESSIONAL FUND RAISER	GEO. AREA	GROSS RECEIPTS	NET TO CHARITY	UNCOLLECTED PLEDGES	% TO CHARITY
Media Shrine Temple	George Carden Circus International	5	\$94,332.55	\$17,070.40	\$5,500.00	18.10%
Patrolmen's Benevolent Association of Newburgh NY Inc	Stage Door Music Productions Inc	3	\$26,730.50	\$4,811.59	\$0.00	18.00%
<i>National Caregiving Foundation</i>	<i>Reese Teleservices Inc</i>	8	<i>\$2,047,532.00</i>	<i>\$364,000.00</i>	<i>\$964,093.00</i>	<i>17.78%</i>
Multiple Sclerosis Foundation Inc	Bristol Marketing Associates Inc	8	\$48,632.00	\$8,594.65	\$40,037.35	17.67%
<i>America's Athletes With Disabilities Inc</i>	<i>Contract Communications Inc</i>	8	<i>\$443,030.00</i>	<i>\$75,315.00</i>	<i>\$152,038.00</i>	<i>17.00%</i>
Fishkill Police Cadets Boy Scouts of America Post EP-49 (Town of Fishkill Police Cadets-Post EP-49)	Stage Door Music Productions Inc	3	\$48,407.00	\$8,229.19	\$0.00	17.00%
<i>Haverstraw Police Athletic League Inc</i>	<i>Stage Door Music Productions Inc</i>	3	<i>\$98,664.45</i>	<i>\$16,772.96</i>	<i>\$0.00</i>	<i>17.00%</i>
<i>New York State Association of PBA's Inc</i>	<i>Midwest Publishing-DN Inc</i>	2	<i>\$799,433.91</i>	<i>\$135,903.77</i>	<i>\$0.00</i>	<i>17.00%</i>
New York State Deputies Association Inc	Midwest Publishing-DN Inc	5	\$283,650.55	\$48,220.59	\$0.00	17.00%
Village of Fishkill Police Benevolent Association	Stage Door Music Productions Inc	3	\$58,690.00	\$9,977.30	\$0.00	17.00%
<i>Childhood Leukemia Foundation Inc</i>	<i>LAS LLC</i>	8	<i>\$529,315.00</i>	<i>\$88,643.00</i>	<i>\$0.00</i>	<i>16.75%</i>
American Farmland Trust	Share Group Inc	8	\$95,305.00	\$15,895.00	\$0.00	16.68%
Association of Fire Police of St Lawrence County	Stage Door Music Productions Inc	5	\$31,644.00	\$5,067.10	\$0.00	16.01%
<i>New York Police Chiefs Benevolent Association Inc (f/k/a New York State Police Chiefs Benevolent Association Inc)</i>	<i>New Liberty Promotions Inc</i>	3	<i>\$1,370,595.07</i>	<i>\$219,295.21</i>	<i>\$0.00</i>	<i>16.00%</i>
<i>VietNow National Headquarters</i>	<i>ABC Productions (Cowan, Christopher &amp; Pitt, Terry)</i>	8	<i>\$6,895.00</i>	<i>\$1,103.20</i>	<i>\$0.00</i>	<i>16.00%</i>
<i>VietNow National Headquarters</i>	<i>Barry E Schmoyer &amp; Associates Inc</i>	8	<i>\$20,645.00</i>	<i>\$3,276.40</i>	<i>\$40,810.00</i>	<i>15.87%</i>
United States Fund for UNICEF	Facter Direct Ltd	1	\$223,979.00	\$33,949.00	\$223,393.00	15.16%
<i>Sierra Club</i>	<i>Telefund Inc</i>	8	<i>\$571,650.50</i>	<i>\$86,015.90</i>	<i>\$441,675.50</i>	<i>15.05%</i>
<i>American Breast Cancer Foundation Inc</i>	<i>Royalty Services Inc</i>	8	<i>\$63,468.00</i>	<i>\$9,520.20</i>	<i>\$0.00</i>	<i>15.00%</i>
American Legion Convention Corporation of Erie County New York 2004	Marketing Squad Inc	7	\$453,367.00	\$68,005.00	\$0.00	15.00%
Cancer Fund of America Inc	Barry E Schmoyer & Associates Inc	8	\$28,488.00	\$4,273.20	\$81,827.00	15.00%

DATA OBTAINED FROM INTERIM AND CLOSING STATEMENTS FILED BY PROFESSIONAL FUND RAISERS

CHARITABLE ORGANIZATION	PROFESSIONAL FUND RAISER	GEO. AREA	GROSS RECEIPTS	NET TO CHARITY	UNCOLLECTED PLEDGES	% TO CHARITY
<i>Greater Rochester Junior Chamber of Commerce Inc</i>	<i>Marketing Squad Inc</i>	6	\$165,188.00	\$24,778.00	\$0.00	15.00%
Little Heroes Foundation	Contract Communications Inc	8	\$387,658.00	\$58,149.00	\$98,557.00	15.00%
<i>National Narcotic Officers Associations Coalition</i>	<i>Midwest Publishing-DN Inc</i>	8	\$120,555.48	\$18,083.32	\$0.00	15.00%
<i>National Police Defense Foundation Inc</i>	<i>New Liberty Promotions Inc</i>	8	\$357,217.63	\$53,582.64	\$0.00	15.00%
<i>New York State Association of PBA's Inc</i>	<i>New Age Services Ltd</i>	2	\$224,815.98	\$33,722.40	\$0.00	15.00%
<i>New York State Association of PBA's Inc</i>	<i>New Liberty Promotions Inc</i>	2	\$81,058.00	\$12,158.70	\$0.00	15.00%
New York State Crime Stoppers Inc	New Liberty Promotions Inc	3	\$21,106.22	\$3,165.93	\$0.00	15.00%
<i>New York State Crime Stoppers Inc</i>	<i>Royalty Services Inc</i>	3	\$6,168.00	\$925.20	\$0.00	15.00%
New York State Jaycees Inc	Marketing Squad Inc	5	\$145,059.00	\$21,759.00	\$0.00	15.00%
<i>New York Veteran Police Association Inc</i>	<i>New Age Services Ltd</i>	2	\$267,905.00	\$40,185.75	\$283,185.00	15.00%
<i>Operation Lookout National Center for Missing Youth</i>	<i>Contract Communications Inc</i>	8	\$357,217.00	\$53,582.00	\$155,885.00	15.00%
<i>Operation Lookout National Center for Missing Youth</i>	<i>Midwest Publishing-DN Inc</i>	8	\$191,006.12	\$28,650.92	\$0.00	15.00%
<i>Retired Police Association of the State of New York Inc</i>	<i>Data Communications Inc</i>	2	\$51,563.00	\$7,734.45	\$0.00	15.00%
VFW of the United States-Department of New York	Marketing Squad Inc	4	\$417,382.00	\$62,607.00	\$0.00	15.00%
Village of Montgomery Police Benevolent Association Inc	Stage Door Music Productions Inc	3	\$28,476.00	\$4,271.40	\$0.00	15.00%
<i>New York State Association of PBA's Inc</i>	<i>Civic Development Group LLC</i>	2	\$1,289,276.00	\$192,347.00	\$0.00	14.92%
Voice for the Children Inc	Marketing Squad Inc	8	\$101,037.00	\$15,071.00	\$0.00	14.92%
<i>Junior Police Academy</i>	<i>TCB Enterprises Inc</i>	8	\$70,267.00	\$10,252.05	\$2,040.00	14.59%
National Association of Veteran Police Officers	TCB Enterprises Inc	8	\$74,929.00	\$10,640.70	\$4,339.80	14.20%
<i>Fire Victims Charitable Foundation Inc</i>	<i>Civic Development Group LLC</i>	8	\$4,127,354.00	\$573,438.00	\$0.00	13.89%
Erie County Association of Chiefs of Police Inc	Campaign Headquarters Inc	7	\$117,969.50	\$16,000.00	\$0.00	13.56%
National Veterans Services Fund Inc	Bee LC	8	\$212,042.68	\$27,102.85	\$141,361.32	12.78%
Troopers Historic Association of New York Inc	TCB Enterprises Inc	3	\$145,369.11	\$18,536.91	\$0.00	12.75%

DATA OBTAINED FROM INTERIM AND CLOSING STATEMENTS FILED BY PROFESSIONAL FUND RAISERS

CHARITABLE ORGANIZATION	PROFESSIONAL FUND RAISER	GEO. AREA	GROSS RECEIPTS	NET TO CHARITY	UNCOLLECTED PLEDGES	% TO CHARITY
National Organization for Women New York State Inc	Gordon & Schwenkmeyer Inc	4	\$565,521.39	\$71,273.72	\$515.00	12.60%
<i>Cancer Fund of America Inc</i>	<i>Civic Development Group LLC</i>	8	<i>\$3,868,117.00</i>	<i>\$483,997.00</i>	<i>\$0.00</i>	<i>12.51%</i>
<i>Disabled Veterans Associations</i>	<i>Civic Development Group LLC</i>	8	<i>\$1,950,653.00</i>	<i>\$243,993.00</i>	<i>\$0.00</i>	<i>12.51%</i>
<i>Nora Lam Chinese Ministries International</i>	<i>Infocision Management Corporation</i>	8	<i>\$437,863.45</i>	<i>\$53,379.38</i>	<i>\$0.00</i>	<i>12.19%</i>
Children International	Share Group Inc	8	\$76,609.00	\$9,265.00	\$0.00	12.09%
Reach Our Children Inc	Allan C Hill Productions Inc	8	\$74,114.00	\$8,893.68	\$49,409.33	12.00%
Human Rights Campaign Inc	Telefund Inc	8	\$942,235.61	\$112,376.62	\$791,728.39	11.93%
Heritage Foundation Inc (DC)	Facter Direct Ltd	8	\$765,419.00	\$87,062.00	\$547,528.00	11.37%
Disabled Firefighters Fund	S & E Marketing Ltd	8	\$95,220.00	\$9,928.11	\$0.00	10.43%
<i>National Association for the Terminally Ill Inc</i>	<i>Tele-Response Center Inc</i>	8	<i>\$7,956.80</i>	<i>\$825.30</i>	<i>\$9,829.00</i>	<i>10.37%</i>
Population Connection	Share Group Inc	8	\$58,984.00	\$6,023.00	\$0.00	10.21%
International Rescue Committee Inc	Facter Direct Ltd	1	\$113,048.00	\$11,505.00	\$128,868.00	10.18%
<i>Committee for Missing Children Inc</i>	<i>LAS LLC</i>	8	<i>\$408,220.00</i>	<i>\$41,135.00</i>	<i>\$0.00</i>	<i>10.08%</i>
Big Flats Masonic Lodge #378	Theodore Productions Inc	6	\$14,947.58	\$1,499.32	\$2,024.42	10.03%
<i>Association for Firefighters and Paramedics Inc</i>	<i>New Liberty Promotions Inc</i>	8	<i>\$315,678.25</i>	<i>\$31,567.83</i>	<i>\$0.00</i>	<i>10.00%</i>
<i>Association for Firefighters and Paramedics Inc</i>	<i>TCB Enterprises Inc</i>	8	<i>\$78,756.00</i>	<i>\$7,875.60</i>	<i>\$0.00</i>	<i>10.00%</i>
Association for Police and Sheriffs Inc	New Liberty Promotions Inc	8	\$14,240.83	\$1,424.08	\$0.00	10.00%
Caring For Our Children Foundation	Midwest Publishing-DN Inc	8	\$96,661.43	\$9,666.14	\$0.00	10.00%
For Kids Sake Inc	Contract Communications Inc	8	\$78,781.00	\$7,878.00	\$8,370.00	10.00%
<i>Long Island Responds</i>	<i>Mure Associates Inc</i>	2	<i>\$183,035.00</i>	<i>\$18,303.50</i>	<i>\$0.00</i>	<i>10.00%</i>
College Community Services Inc (Brooklyn Center for the Performing Arts)	DCM Inc	1	\$25,434.00	\$2,504.78	\$0.00	9.85%
Cancer Center for Detection and Prevention (f/k/a Pacific West Cancer Fund)	Bee LC	8	\$289,857.11	\$28,234.19	\$188,147.89	9.74%

DATA OBTAINED FROM INTERIM AND CLOSING STATEMENTS FILED BY PROFESSIONAL FUND RAISERS

CHARITABLE ORGANIZATION	PROFESSIONAL FUND RAISER	GEO. AREA	GROSS RECEIPTS	NET TO CHARITY	UNCOLLECTED PLEDGES	% TO CHARITY
<i>International Union of Police Associations AFL-CIO</i>	<i>LAS LLC</i>	8	\$6,679,335.00	\$619,500.00	\$0.00	9.27%
NARAL Pro-Choice America	Telefund Inc	8	\$45,903.00	\$4,212.10	\$31,576.00	9.18%
<i>Narcotic Enforcement Officers Association Inc</i>	<i>Civic Development Group LLC</i>	4	\$315,339.00	\$28,919.00	\$0.00	9.17%
Public Citizen Inc	Telefund Inc	8	\$118,030.00	\$10,314.13	\$106,788.00	8.74%
<i>New York and Presbyterian Hospital</i>	<i>Telecomp Inc</i>	1	\$258,260.00	\$20,776.05	\$0.00	8.04%
<i>NARAL Pro-Choice America</i>	<i>Gordon &amp; Schwenkmeyer Inc</i>	8	\$236,960.05	\$17,224.25	\$0.00	7.27%
Cancer Recovery Foundation of America	Reese Teleservices Inc	8	\$127,345.00	\$6,302.00	\$286,648.00	4.95%
VFW of the United States-Department of New York	Heritage Company Inc (The)	4	\$2,025.00	\$94.40	\$0.00	4.66%
<i>Cancer Fund of America Inc</i>	<i>Bee LC</i>	8	\$241,254.94	\$10,936.86	\$122,226.06	4.53%
Planned Parenthood Action Fund Inc	Factor Direct Ltd	1	\$314,351.00	\$13,540.00	\$265,218.00	4.31%
Church World Service Inc	Factor Direct Ltd	8	\$14,941.00	\$510.00	\$9,465.00	3.41%
New York AMVETS Inc	American Trade and Convention Publications Inc	2	\$641,325.00	\$20,000.00	\$0.00	3.12%
Religious Coalition for Reproductive Choice	Share Group Inc	8	\$41,903.00	\$597.00	\$0.00	1.42%
Anti-Defamation League of B'nai B'rith	Factor Direct Ltd	1	\$26,011.00	\$173.00	\$32,309.00	0.67%
Save the Children Federation Inc	Infocision Management Corporation	8	\$198,000.00	\$160.78	\$0.00	0.08%
<i>American Council of the Blind Inc</i>	<i>Integral Resources Inc</i>	8	\$114,903.83	\$0.00	\$83,454.26	0.00%
Citizens Against Government Waste	Tele-Response Center Inc	8	\$60.00	\$0.00	\$0.00	0.00%
National Cancer Coalition Inc	Integral Resources Inc	8	\$67,885.30	\$0.00	\$0.00	0.00%
<i>Suffolk County Police Conference Inc</i>	<i>Tan Productions Inc</i>	2	\$14,000.00	\$0.00	\$0.00	0.00%
World Society for the Protection of Animals	Infocision Management Corporation	8	\$390.00	\$0.00	\$0.00	0.00%
Interfaith Alliance Inc	Factor Direct Ltd	8	\$382,315.00	(\$4,023.00)	\$375,016.00	-1.05%
Public Citizen Foundation Inc	EARTHtel Inc	8	\$18,581.00	(\$926.12)	\$66,479.00	-4.98%
Family Research Council Inc	Infocision Management Corporation	8	\$56,754.00	(\$3,118.00)	\$0.00	-5.49%

DATA OBTAINED FROM INTERIM AND CLOSING STATEMENTS FILED BY PROFESSIONAL FUND RAISERS



CHARITABLE ORGANIZATION	PROFESSIONAL FUND RAISER	GEO. AREA	GROSS RECEIPTS	NET TO CHARITY	UNCOLLECTED PLEDGES	% TO CHARITY
Easter Seals Inc	Infocision Management Corporation	8	\$271,987.00	(\$18,135.82)	\$0.00	-6.67%
Humane Society of the United States Inc	Share Group Inc	8	\$1,466,145.00	(\$175,360.00)	\$0.00	-11.96%
Environmental Defense Inc	Public Interest Communications Inc	1	\$26,406.66	(\$3,494.60)	\$0.00	-13.23%
Common Cause	Facter Direct Ltd	8	\$27,214.00	(\$3,702.00)	\$37,424.00	-13.60%
Citizens Against Government Waste	Facter Direct Ltd	8	\$20,135.00	(\$2,786.00)	\$20,656.00	-13.84%
Public Campaign	Share Group Inc	8	\$9,305.00	(\$1,411.00)	\$0.00	-15.16%
National Wildlife Federation	Donor Services Group LLC	8	\$459,777.00	(\$76,665.00)	\$544,797.00	-16.67%
International Fund for Animal Welfare Inc	Share Group Inc	8	\$73,294.00	(\$12,702.00)	\$0.00	-17.33%
People for the Ethical Treatment of Animals	Share Group Inc	8	\$166,472.00	(\$30,454.00)	\$0.00	-18.29%
United States Association for United Nations High Commissioner for Refugees (UNHCR)	Facter Direct Ltd	8	\$17,084.00	(\$6,448.00)	\$35,938.00	-37.74%
Cal Farley's Boys Ranch	Infocision Management Corporation	8	\$4,756.00	(\$1,887.69)	\$0.00	-39.69%
African Wildlife Foundation	Public Interest Communications Inc	8	\$10,585.00	(\$4,255.00)	\$10,595.00	-40.20%
Oceana Inc	Public Interest Communications Inc	8	\$7,826.50	(\$5,651.34)	\$12,131.50	-72.21%
American Civil Liberties Union	Telefund Inc	1	\$106,753.24	(\$84,833.30)	\$1,145,283.76	-79.47%
League of Conservation Voters Inc	Telefund Inc	8	\$8,606.00	(\$8,040.45)	\$15,138.00	-93.43%
Project Hope The People-To-People-Health Foundation	Facter Direct Ltd	8	\$16,891.00	(\$21,179.00)	\$57,002.00	-125.39%
Paralyzed Veterans of America	Infocision Management Corporation	8	\$2,390.00	(\$4,031.20)	\$0.00	-168.67%
Oxfam America Inc	Telefund Inc	8	\$3,271.00	(\$6,338.28)	\$1,924.00	-193.77%
New York City Ballet Inc	IDC Ltd	1	\$84,530.00	(\$164,246.06)	\$0.00	-194.31%
Mothers Against Drunk Driving	DialAmerica Marketing Inc	8	\$13,836.00	(\$61,600.00)	\$83,465.00	-445.22%
<b>TOTALS</b>		<b>---</b>	<b>\$170,581,965.90</b>	<b>\$63,523,594.67</b>	<b>\$39,256,503.81</b>	<b>37.24%</b>

DATA OBTAINED FROM INTERIM AND CLOSING STATEMENTS FILED BY PROFESSIONAL FUND RAISERS

TABLE 4  
Charitable Organizations-  
Alphabetical Order  
Within Geographic Locations  
2004 Telemarketing Campaigns

CHARITABLE ORGANIZATION	PROFESSIONAL FUND RAISER	GEO. AREA	GROSS RECEIPTS	NET TO CHARITY	UNCOLLECTED PLEDGES	% TO CHARITY
AFS USA Inc	Share Group Inc	1	\$198,614.00	\$130,493.00	\$0.00	65.70%
American Civil Liberties Union	Public Interest Communications Inc	1	\$387,049.00	\$114,228.00	\$43,167.00	29.51%
American Civil Liberties Union	Telefund Inc	1	\$106,753.24	(\$84,833.30)	\$1,145,283.76	-79.47%
American Foundation for AIDS Research (AMFAR)	Factor Direct Ltd	1	\$87,526.00	\$43,155.00	\$52,754.00	49.31%
American Foundation for AIDS Research (AMFAR)	Share Group Inc	1	\$192,830.00	\$102,796.00	\$0.00	53.31%
<i>American Foundation for Disabled Children Inc</i>	<i>Campaign Center Inc (The)</i>	<i>1</i>	<i>\$11,100.00</i>	<i>\$2,220.00</i>	<i>\$0.00</i>	<i>20.00%</i>
American Society for the Prevention of Cruelty to Animals	Factor Direct Ltd	1	\$3,030.00	\$1,083.00	\$2,960.00	35.74%
American Society for the Prevention of Cruelty to Animals	Infocision Management Corporation	1	\$103,727.95	\$40,393.49	\$0.00	38.94%
American Society for the Prevention of Cruelty to Animals	Outreach Associates Inc	1	\$164,262.00	\$96,040.00	\$0.00	58.47%
American Society for the Prevention of Cruelty to Animals	Share Group Inc	1	\$82,686.00	\$41,091.00	\$0.00	49.70%
American Society for the Prevention of Cruelty to Animals	Telefund Inc	1	\$1,034,191.00	\$343,593.70	\$387,258.00	33.22%
Amnesty International of the USA Inc	Public Interest Communications Inc	1	\$683,918.28	\$356,651.46	\$42,746.00	52.15%
Amnesty International of the USA Inc	Share Group Inc	1	\$155,506.00	\$116,369.00	\$0.00	74.83%
Amnesty International of the USA Inc	Telefund Inc	1	\$1,467,773.89	\$922,773.68	\$543,843.11	62.87%
Anti-Defamation League of B'nai B'rith	Factor Direct Ltd	1	\$26,011.00	\$173.00	\$32,309.00	0.67%
Anti-Defamation League of B'nai B'rith	Factor Direct Ltd	1	\$951,347.00	\$336,573.00	\$482,767.00	35.38%
Carnegie Hall Society Inc	MKTG TeleServices Inc	1	\$2,618,624.15	\$1,974,907.59	\$235,591.00	75.42%
Carnegie Hall Society Inc	SD&A Teleservices Inc	1	\$276,027.00	\$210,712.49	\$215.00	76.34%
College Community Services Inc (Brooklyn Center for the Performing Arts)	DCM Inc	1	\$25,434.00	\$2,504.78	\$0.00	9.85%
<i>Enlisted Association of the New York National Guard</i>	<i>Heritage Company Inc (The)</i>	<i>1</i>	<i>\$40,856.00</i>	<i>\$14,220.31</i>	<i>\$43,336.00</i>	<i>34.81%</i>

DATA OBTAINED FROM INTERIM AND CLOSING STATEMENTS FILED BY PROFESSIONAL FUND RAISERS

CHARITABLE ORGANIZATION	PROFESSIONAL FUND RAISER	GEO. AREA	GROSS RECEIPTS	NET TO CHARITY	UNCOLLECTED PLEDGES	% TO CHARITY
Environmental Defense Inc	Public Interest Communications Inc	1	\$26,406.66	(\$3,494.60)	\$0.00	-13.23%
Environmental Defense Inc	Share Group Inc	1	\$609,189.00	\$326,485.00	\$0.00	53.59%
Environmental Defense Inc	Telefund Inc	1	\$108,477.70	\$68,895.91	\$0.00	63.51%
Gay Mens Health Crisis Inc	Share Group Inc	1	\$312,986.00	\$180,178.00	\$0.00	57.57%
God's Love We Deliver Inc	Share Group Inc	1	\$78,390.00	\$38,079.00	\$0.00	48.58%
International Rescue Committee Inc	Factor Direct Ltd	1	\$113,048.00	\$11,505.00	\$128,868.00	10.18%
International Rescue Committee Inc	Outreach Associates Inc	1	\$20,991.00	\$8,672.00	\$0.00	41.31%
International Rescue Committee Inc	Share Group Inc	1	\$258,388.00	\$177,386.00	\$0.00	68.65%
International Rescue Committee Inc	Telefund Inc	1	\$154,810.40	\$53,527.70	\$284,766.60	34.58%
<i>Lambda Legal Defense &amp; Education Fund Inc</i>	<i>EARTHtel Inc</i>	<i>1</i>	<i>\$69,220.00</i>	<i>\$45,438.25</i>	<i>\$0.00</i>	<i>65.64%</i>
Lambda Legal Defense & Education Fund Inc	Share Group Inc	1	\$108,944.00	\$62,715.00	\$0.00	57.57%
<i>Legal Momentum (f/k/a NOW Legal Defense and Education Fund)</i>	<i>Telefund Inc</i>	<i>1</i>	<i>\$65,762.00</i>	<i>\$30,912.79</i>	<i>\$19,458.00</i>	<i>47.01%</i>
Lighthouse International	Share Group Inc	1	\$63,222.00	\$15,930.00	\$0.00	25.20%
Medecins Sans Frontieres USA Inc	Harris Direct	1	\$143,254.00	\$85,952.40	\$53,918.00	60.00%
Metropolitan Opera Association Inc	MKTG TeleServices Inc	1	\$262,786.00	\$145,665.00	\$1,905.00	55.43%
NAACP Legal Defense and Educational Fund Inc	EARTHtel Inc	1	\$17,835.00	\$14,691.00	\$0.00	82.37%
National Audubon Society Inc	Public Interest Communications Inc	1	\$11,333.00	\$5,246.16	\$3,252.00	46.29%
National Audubon Society Inc	Share Group Inc	1	\$713,860.00	\$418,251.00	\$0.00	58.59%
<i>National Federation of the Blind of New York State Inc</i>	<i>Capital District Callers Inc</i>	<i>1</i>	<i>\$97,869.00</i>	<i>\$31,318.08</i>	<i>\$0.00</i>	<i>32.00%</i>
Natural Resources Defense Council Inc	Factor Direct Ltd	1	\$747,333.00	\$242,620.00	\$329,512.00	32.46%
<i>New York and Presbyterian Hospital</i>	<i>Telecomp Inc</i>	<i>1</i>	<i>\$258,260.00</i>	<i>\$20,776.05</i>	<i>\$0.00</i>	<i>8.04%</i>
<i>New York and Presbyterian Hospital</i>	<i>Telecomp Inc</i>	<i>1</i>	<i>\$466,685.00</i>	<i>\$201,819.68</i>	<i>\$0.00</i>	<i>43.25%</i>
<i>New York Cares Inc</i>	<i>Gordon &amp; Schwenkmeyer Inc</i>	<i>1</i>	<i>\$125,576.70</i>	<i>\$71,398.42</i>	<i>\$310.00</i>	<i>56.86%</i>

DATA OBTAINED FROM INTERIM AND CLOSING STATEMENTS FILED BY PROFESSIONAL FUND RAISERS

CHARITABLE ORGANIZATION	PROFESSIONAL FUND RAISER	GEO. AREA	GROSS RECEIPTS	NET TO CHARITY	UNCOLLECTED PLEDGES	% TO CHARITY
New York City Ballet Inc	IDC Ltd	1	\$84,530.00	(\$164,246.06)	\$0.00	-194.31%
New York City Ballet Inc	MKTG TeleServices Inc	1	\$593,493.00	\$436,940.00	\$29,134.00	73.62%
New York City Ballet Inc	SD&A Teleservices Inc	1	\$753,187.00	\$557,023.93	\$25,592.00	73.96%
New York City Opera Inc	DCM Inc	1	\$291,746.00	\$167,021.00	\$0.00	57.25%
New York City Opera Inc	DCM Inc	1	\$1,372,147.00	\$966,319.00	\$0.00	70.42%
New York Shakespeare Festival	DCM Inc	1	\$145,100.00	\$104,519.00	\$0.00	72.03%
New York State Court Clerks Association	Tan Productions Inc	1	\$82,605.00	\$24,781.50	\$0.00	30.00%
New York State Tenants & Neighbors Coalition Inc	Gordon & Schwenkmeyer Inc	1	\$153,764.47	\$59,281.28	\$0.00	38.55%
Philharmonic Symphony Society of New York Inc	MKTG TeleServices Inc	1	\$893,936.00	\$589,629.43	\$39,916.00	65.96%
Philharmonic Symphony Society of New York Inc	SD&A Teleservices Inc	1	\$300,837.00	\$192,772.14	\$0.00	64.08%
Planned Parenthood Action Fund Inc	Donor Services Group LLC	1	\$575,043.00	\$430,110.00	\$268,455.00	74.80%
Planned Parenthood Action Fund Inc	Factor Direct Ltd	1	\$314,351.00	\$13,540.00	\$265,218.00	4.31%
Planned Parenthood Action Fund Inc	Telefund Inc	1	\$303,580.00	\$103,101.77	\$211,789.00	33.96%
Planned Parenthood Federation of America Inc	Donor Services Group LLC	1	\$1,693,611.00	\$1,230,687.00	\$625,743.00	72.67%
Planned Parenthood Federation of America Inc	Factor Direct Ltd	1	\$1,204,746.00	\$615,591.00	\$584,368.00	51.10%
Planned Parenthood Federation of America Inc	Telefund Inc	1	\$741,408.00	\$405,227.10	\$286,537.00	54.66%
Playwrights Horizons Inc	DCM Inc	1	\$41,013.00	\$8,812.20	\$0.00	21.49%
Queens College Foundation Inc	RuffaloCODY LLC	1	\$224,238.00	\$123,242.36	\$90,293.00	54.96%
Riverdale Country School	Lester Inc	1	\$3,211.00	\$2,400.00	\$825.00	74.74%
Traditional Chinese Medicine World Foundation Inc	Suffolk Productions Inc	1	\$70,882.00	\$17,720.00	\$0.00	25.00%
United States Fund for UNICEF	Factor Direct Ltd	1	\$223,979.00	\$33,949.00	\$223,393.00	15.16%
United States Fund for UNICEF	Share Group Inc	1	\$349,235.00	\$199,015.00	\$0.00	56.99%
WNYC Radio	Aria Communications Corporation	1	\$185,651.00	\$96,126.63	\$61,126.00	51.78%

DATA OBTAINED FROM INTERIM AND CLOSING STATEMENTS FILED BY PROFESSIONAL FUND RAISERS

CHARITABLE ORGANIZATION	PROFESSIONAL FUND RAISER	GEO. AREA	GROSS RECEIPTS	NET TO CHARITY	UNCOLLECTED PLEDGES	% TO CHARITY
<i>WNYC Radio</i>	<i>Sage Group LLC (The)</i>	1	\$280,022.00	\$180,084.10	\$100,381.00	64.31%
World Jewish Congress American Section Inc	Facter Direct Ltd	1	\$128,235.00	\$28,167.00	\$141,791.00	21.97%
Amityville Fire Department	Tan Productions Inc	2	\$15,925.00	\$8,758.75	\$0.00	55.00%
Amityville Patrolmen's Benevolent Association Inc	Tan Productions Inc	2	\$33,990.00	\$16,995.00	\$0.00	50.00%
<i>Bi-County Helpline for Abuse Against Women &amp; Children</i>	<i>Mure Associates Inc</i>	2	\$162,648.00	\$32,529.60	\$0.00	20.00%
<i>Coalition Against Breast Cancer Inc</i>	<i>Campaign Center Inc (The)</i>	2	\$728,866.00	\$145,775.00	\$0.00	20.00%
Court Officers Benevolent Association of Nassau County	Tan Productions Inc	2	\$70,430.00	\$27,314.50	\$0.00	38.78%
<i>Disabled Veterans of America Inc-PFC Salvatore J Armato</i>	<i>Campaign Center Inc (The)</i>	2	\$2,103.00	\$461.00	\$0.00	21.92%
<i>Fraternal Order of Police Empire State Lodge Inc</i>	<i>Civic Development Group LLC</i>	2	\$3,559,053.00	\$822,565.00	\$0.00	23.11%
<i>Freeport Police Benevolent Association</i>	<i>Tan Productions Inc</i>	2	\$24,825.00	\$12,412.50	\$0.00	50.00%
Glen Cove City Police Benevolent Association Inc	Tan Productions Inc	2	\$34,200.00	\$17,100.00	\$0.00	50.00%
Hempstead Police Benevolent Association Inc	Island Marketing Concepts Inc	2	\$252,235.00	\$63,058.75	\$0.00	25.00%
<i>Knights of Columbus-Monsignor Delaney Council #5983</i>	<i>Campaign Center Inc (The)</i>	2	\$17,350.00	\$4,348.00	\$0.00	25.06%
Long Island Coalition for Life Inc	MDS Communications Corporation	2	\$67,910.00	\$40,638.00	\$16,717.00	59.84%
<i>Long Island Responds</i>	<i>Mure Associates Inc</i>	2	\$183,035.00	\$18,303.50	\$0.00	10.00%
<i>Long Island State Park Police Benevolent Association</i>	<i>Campaign Center Inc (The)</i>	2	\$379,784.00	\$95,045.00	\$0.00	25.03%
Lynbrook Police Benevolent Association	Island Marketing Concepts Inc	2	\$65,502.00	\$19,650.60	\$0.00	30.00%
<i>Manor Park Seniors Ltd</i>	<i>Campaign Center Inc (The)</i>	2	\$37,747.00	\$7,550.00	\$0.00	20.00%
Marine Corps League-Huntington Long Island Detachment	Campaign Center Inc (The)	2	\$233,938.50	\$53,928.50	\$0.00	23.05%
Nassau Police Conference Inc	Island Marketing Concepts Inc	2	\$432,554.50	\$125,200.00	\$0.00	28.94%
New York AMVETS Inc	American Trade and Convention Publications Inc	2	\$641,325.00	\$20,000.00	\$0.00	3.12%
<i>New York State Association of PBA's Inc</i>	<i>Civic Development Group LLC</i>	2	\$1,289,276.00	\$192,347.00	\$0.00	14.92%

DATA OBTAINED FROM INTERIM AND CLOSING STATEMENTS FILED BY PROFESSIONAL FUND RAISERS

CHARITABLE ORGANIZATION	PROFESSIONAL FUND RAISER	GEO. AREA	GROSS RECEIPTS	NET TO CHARITY	UNCOLLECTED PLEDGES	% TO CHARITY
New York State Association of PBA's Inc	Mac Communications (MacDonald, John T)	2	\$49,971.50	\$14,991.45	\$0.00	30.00%
<i>New York State Association of PBA's Inc</i>	<i>Midwest Publishing-DN Inc</i>	2	<i>\$799,433.91</i>	<i>\$135,903.77</i>	<i>\$0.00</i>	<i>17.00%</i>
<i>New York State Association of PBA's Inc</i>	<i>New Age Services Ltd</i>	2	<i>\$224,815.98</i>	<i>\$33,722.40</i>	<i>\$0.00</i>	<i>15.00%</i>
<i>New York State Association of PBA's Inc</i>	<i>New Liberty Promotions Inc</i>	2	<i>\$81,058.00</i>	<i>\$12,158.70</i>	<i>\$0.00</i>	<i>15.00%</i>
New York State Park Police PBA Inc	Northeastern Advertising (Morgan, William J)	2	\$14,515.00	\$5,080.25	\$0.00	35.00%
<i>New York State Park Police PBA Inc</i>	<i>Suffolk Productions Inc</i>	2	<i>\$109,614.00</i>	<i>\$27,403.00</i>	<i>\$0.00</i>	<i>25.00%</i>
<i>New York Veteran Police Association Inc</i>	<i>New Age Services Ltd</i>	2	<i>\$267,905.00</i>	<i>\$40,185.75</i>	<i>\$283,185.00</i>	<i>15.00%</i>
New York Vietnam Veterans Foundation Inc	American Trade and Convention Publications Inc	2	\$208,992.00	\$59,053.00	\$0.00	28.26%
Patrolmen's Benevolent Association of Long Beach New York Inc	Suffolk Productions Inc	2	\$45,935.00	\$18,374.00	\$0.00	40.00%
<i>Police Athletic Team of Suffolk County Inc</i>	<i>Suffolk Productions Inc</i>	2	<i>\$75,854.00</i>	<i>\$21,239.00</i>	<i>\$0.00</i>	<i>28.00%</i>
<i>Retired Police Association of the State of New York Inc</i>	<i>Data Communications Inc</i>	2	<i>\$51,563.00</i>	<i>\$7,734.45</i>	<i>\$0.00</i>	<i>15.00%</i>
Riverhead Police Benevolent Association	Tan Productions Inc	2	\$33,625.00	\$17,148.75	\$0.00	51.00%
Southampton Town Patrolmens Benevolent Association	Tan Productions Inc	2	\$50,706.00	\$27,888.30	\$0.00	55.00%
Suffolk County Deputy Sheriff's Benevolent Association	Tan Productions Inc	2	\$49,175.00	\$19,670.00	\$0.00	40.00%
<i>Suffolk County Detective Investigators Police Benevolent Association</i>	<i>D &amp; D Telemarketing Inc</i>	2	<i>\$104,640.00</i>	<i>\$36,436.00</i>	<i>\$0.00</i>	<i>34.82%</i>
Suffolk County Detectives Association Inc	Suffolk Productions Inc	2	\$176,756.00	\$61,865.00	\$0.00	35.00%
<i>Suffolk County Police Athletic League Inc</i>	<i>Campaign Center Inc (The)</i>	2	<i>\$302,197.00</i>	<i>\$75,234.00</i>	<i>\$0.00</i>	<i>24.90%</i>
<i>Suffolk County Police Athletic League Inc</i>	<i>D &amp; D Telemarketing Inc</i>	2	<i>\$141,806.00</i>	<i>\$55,964.00</i>	<i>\$0.00</i>	<i>39.47%</i>
<i>Suffolk County Police Conference Inc</i>	<i>Tan Productions Inc</i>	2	<i>\$14,000.00</i>	<i>\$0.00</i>	<i>\$0.00</i>	<i>0.00%</i>
<i>Suffolk County Police Conference Inc</i>	<i>Tan Productions Inc</i>	2	<i>\$93,461.00</i>	<i>\$28,038.30</i>	<i>\$0.00</i>	<i>30.00%</i>
Suffolk County Police Memorial Fund Inc	D & D Telemarketing Inc	2	\$99,388.00	\$39,755.00	\$0.00	40.00%
<i>Suffolk County Veteran Halfway House Project Inc</i>	<i>Mure Associates Inc</i>	2	<i>\$72,110.00</i>	<i>\$14,422.00</i>	<i>\$0.00</i>	<i>20.00%</i>

DATA OBTAINED FROM INTERIM AND CLOSING STATEMENTS FILED BY PROFESSIONAL FUND RAISERS

CHARITABLE ORGANIZATION	PROFESSIONAL FUND RAISER	GEO. AREA	GROSS RECEIPTS	NET TO CHARITY	UNCOLLECTED PLEDGES	% TO CHARITY
United Breast Cancer Foundation	Mure Associates Inc	2	\$78,713.00	\$15,742.60	\$0.00	20.00%
United States Police Canine Association/Region #7	Stage Door Music Productions Inc	2	\$236,925.11	\$52,123.52	\$0.00	22.00%
<i>VFW of the United States-Nassau County Council</i>	<i>Campaign Center Inc (The)</i>	2	<i>\$138,239.00</i>	<i>\$27,772.00</i>	<i>\$0.00</i>	<i>20.09%</i>
<i>VFW of the United States-Suffolk County Chapter</i>	<i>Campaign Center Inc (The)</i>	2	<i>\$152,353.00</i>	<i>\$30,871.00</i>	<i>\$0.00</i>	<i>20.26%</i>
<i>Vietnam Veterans of America-Chapter #11 Suffolk NY Inc</i>	<i>Mure Associates Inc</i>	2	<i>\$63,339.00</i>	<i>\$13,934.58</i>	<i>\$0.00</i>	<i>22.00%</i>
<i>Vietnam Veterans of America-Chapter #82 Hicksville NY</i>	<i>Suffolk Productions Inc</i>	2	<i>\$25,150.00</i>	<i>\$6,288.00</i>	<i>\$0.00</i>	<i>25.00%</i>
Village of Hempstead Police Activity League	Island Marketing Concepts Inc	2	\$31,517.00	\$9,455.10	\$0.00	30.00%
<i>Association of Graduates of the US Military Academy</i>	<i>IDC Ltd</i>	3	<i>\$1,450,781.57</i>	<i>\$1,359,347.47</i>	<i>\$662,545.35</i>	<i>93.70%</i>
Association of Graduates of the US Military Academy	IDC Ltd	3	\$234,844.38	\$176,059.63	\$967,180.62	74.97%
City of White Plains Police Benevolent Association	JNK Enterprises Inc	3	\$90,195.00	\$36,078.00	\$0.00	40.00%
Consumers Union of United States Inc	Lester Inc	3	\$325,413.00	\$165,439.00	\$274,008.00	50.84%
<i>Correction Officers Benevolent Association of Rockland County Inc</i>	<i>National Benefit Company</i>	3	<i>\$78,002.00</i>	<i>\$27,482.20</i>	<i>\$0.00</i>	<i>35.23%</i>
Croton Police Association	Community Services Inc	3	\$50,504.00	\$21,211.68	\$0.00	42.00%
Dutchess County Correction Officers Benevolent Association	Stage Door Music Productions Inc	3	\$118,439.00	\$23,687.80	\$0.00	20.00%
Eastchester Police Benevolent Association	JNK Enterprises Inc	3	\$60,390.00	\$18,117.00	\$0.00	30.00%
Fishkill Police Cadets Boy Scouts of America Post EP-49 (Town of Fishkill Police Cadets-Post EP-49)	Stage Door Music Productions Inc	3	\$48,407.00	\$8,229.19	\$0.00	17.00%
Greenburgh Uniformed Firefighters Association Inc	S & M Enterprises Inc	3	\$61,085.00	\$18,325.50	\$550.00	30.00%
<i>Haverstraw Police Athletic League Inc</i>	<i>Stage Door Music Productions Inc</i>	3	<i>\$98,664.45</i>	<i>\$16,772.96</i>	<i>\$0.00</i>	<i>17.00%</i>
<i>Hudson Valley Volunteer Firemens Association</i>	<i>Royalty Services Inc</i>	3	<i>\$30,892.40</i>	<i>\$12,000.00</i>	<i>\$0.00</i>	<i>38.84%</i>
Kingston Police Benevolent Association	Gotham Productions Inc	3	\$69,905.00	\$17,476.00	\$0.00	25.00%
Kingston Police Gold Shield Society	Gotham Productions Inc	3	\$50,212.50	\$14,059.50	\$0.00	28.00%
Lake Mohegan Professional Fire Fighters Association Inc	S & M Enterprises Inc	3	\$35,290.00	\$10,587.00	\$400.00	30.00%

DATA OBTAINED FROM INTERIM AND CLOSING STATEMENTS FILED BY PROFESSIONAL FUND RAISERS



CHARITABLE ORGANIZATION	PROFESSIONAL FUND RAISER	GEO. AREA	GROSS RECEIPTS	NET TO CHARITY	UNCOLLECTED PLEDGES	% TO CHARITY
Masters School	Lester Inc	3	\$25,678.74	\$20,574.74	\$4,970.00	80.12%
Middletown Fire Police	Stage Door Music Productions Inc	3	\$52,100.00	\$10,420.60	\$0.00	20.00%
Middletown NY Police Benevolent Association	Stage Door Music Productions Inc	3	\$79,883.50	\$15,976.70	\$0.00	20.00%
Mt Kisco Police Benevolent Association	JNK Enterprises Inc	3	\$80,720.00	\$25,000.00	\$0.00	30.97%
<i>New York Police Chiefs Benevolent Association Inc (f/k/a New York State Police Chiefs Benevolent Association Inc)</i>	<i>New Liberty Promotions Inc</i>	3	<i>\$1,370,595.07</i>	<i>\$219,295.21</i>	<i>\$0.00</i>	<i>16.00%</i>
New York State Crime Stoppers Inc	New Liberty Promotions Inc	3	\$21,106.22	\$3,165.93	\$0.00	15.00%
<i>New York State Crime Stoppers Inc</i>	<i>Royalty Services Inc</i>	3	<i>\$6,168.00</i>	<i>\$925.20</i>	<i>\$0.00</i>	<i>15.00%</i>
New York State Union of Police Associations Inc	Community Tele Services	3	\$504,216.00	\$143,990.00	\$0.00	28.56%
Orange County K-9 Association Inc	Stage Door Music Productions Inc	3	\$83,132.06	\$16,626.41	\$0.00	20.00%
Patrolmen's Benevolent Association of Newburgh NY Inc	Stage Door Music Productions Inc	3	\$26,730.50	\$4,811.59	\$0.00	18.00%
Peekskill Police Association	Starlet Music Productions (Corbett, Herbert)	3	\$76,279.00	\$21,000.00	\$0.00	27.53%
<i>Police Association of the City of Mount Vernon Inc</i>	<i>Holmac Telecommunications Inc</i>	3	<i>\$46,177.00</i>	<i>\$16,162.00</i>	<i>\$0.00</i>	<i>35.00%</i>
Police Athletic League of Yonkers Foundation Inc	D & R Communications (Sadofsky, David)	3	\$212,525.00	\$68,757.50	\$0.00	32.35%
Police Officer Defense Fund of New York State Inc	Community Tele Services	3	\$79,756.00	\$24,000.00	\$0.00	30.09%
Policemen's Benevolent Association of Westchester County Inc	S & M Enterprises Inc	3	\$111,550.00	\$42,389.00	\$0.00	38.00%
<i>Poughkeepsie Police Athletic League Inc</i>	<i>Gotham Productions Inc</i>	3	<i>\$28,965.00</i>	<i>\$8,689.50</i>	<i>\$0.00</i>	<i>30.00%</i>
Putnam County Volunteer Firemens Association	Community Services Inc	3	\$70,554.50	\$21,166.35	\$0.00	30.00%
<i>Rockland County Patrolmen's Benevolent Association Inc</i>	<i>National Benefit Company</i>	3	<i>\$150,131.00</i>	<i>\$55,891.25</i>	<i>\$0.00</i>	<i>37.23%</i>
Rockland County Sheriff's Deputies Association Inc	National Benefit Company	3	\$139,649.25	\$48,877.24	\$0.00	35.00%
Rye Country Day School	Lester Inc	3	\$30,288.00	\$23,886.00	\$3,050.00	78.86%
Scarsdale Patrolmens Benevolent Association	Holmac Telecommunications Inc	3	\$225,286.00	\$72,586.00	\$0.00	32.22%
Sober Driving Society Inc	Stage Door Music Productions Inc	3	\$25,853.00	\$5,170.60	\$0.00	20.00%

DATA OBTAINED FROM INTERIM AND CLOSING STATEMENTS FILED BY PROFESSIONAL FUND RAISERS

CHARITABLE ORGANIZATION	PROFESSIONAL FUND RAISER	GEO. AREA	GROSS RECEIPTS	NET TO CHARITY	UNCOLLECTED PLEDGES	% TO CHARITY
Spring Valley Policemens Benevolent Association	D & R Communications (Sadofsky, David)	3	\$33,592.00	\$12,429.04	\$0.00	37.00%
Sullivan County Patrolmans Benevolent Association	Mako Enterprises (Grimm, Robert)	3	\$16,257.00	\$6,507.00	\$0.00	40.03%
Town of Fallsburg Police Benevolent Association	Mako Enterprises (Grimm, Robert)	3	\$15,432.00	\$5,500.00	\$0.00	35.64%
Town of Mt Pleasant Policemen's Benevolent Association	S & M Enterprises Inc	3	\$64,260.00	\$19,278.00	\$500.00	30.00%
Town of Newburgh Policemen's Benevolent Association	Gotham Productions Inc	3	\$95,897.50	\$23,974.37	\$0.00	25.00%
Town of Saugerties Police Benevolent Association	Gotham Productions Inc	3	\$27,015.00	\$9,995.55	\$0.00	37.00%
Town of Wallkill Volunteer Ambulance Corps Inc	Spotlight Music Productions Inc	3	\$31,671.00	\$9,003.00	\$0.00	28.43%
Town Police Fraternity Inc	Starlet Music Productions (Corbett, Herbert)	3	\$41,890.00	\$12,567.00	\$0.00	30.00%
Troopers Historic Association of New York Inc	TCB Enterprises Inc	3	\$145,369.11	\$18,536.91	\$0.00	12.75%
Ulster County Correction Officers Benevolent Association	Stage Door Music Productions Inc	3	\$72,894.00	\$14,578.80	\$0.00	20.00%
Ulster County Sheriff's Employees Association	Stage Door Music Productions Inc	3	\$89,203.00	\$17,840.60	\$0.00	20.00%
Ulster County Shields	Insight Enterprises Inc	3	\$20,630.00	\$7,220.50	\$0.00	35.00%
Ulster County Shields	Top Rank Enterprises Inc	3	\$16,847.00	\$5,896.45	\$0.00	35.00%
Ulster County Volunteer Firemen's Association	Insight Enterprises Inc	3	\$11,817.00	\$4,135.95	\$0.00	35.00%
Uniformed Fire Fighters Association of the City of Mt Vernon NY Inc	D & R Communications (Sadofsky, David)	3	\$71,540.00	\$25,039.00	\$0.00	35.00%
Uniformed Fire Fighters Association of the City of New Rochelle	S & M Enterprises Inc	3	\$68,840.00	\$20,652.00	\$100.00	30.00%
Village of Fishkill Police Benevolent Association	Stage Door Music Productions Inc	3	\$58,690.00	\$9,977.30	\$0.00	17.00%
Village of Montgomery Police Benevolent Association Inc	Stage Door Music Productions Inc	3	\$28,476.00	\$4,271.40	\$0.00	15.00%
Westchester Legionnaire Inc	Weiss, Howard	3	\$34,523.00	\$13,809.20	\$0.00	40.00%
<i>Yonkers Police Captain's, Lieutenant's &amp; Sergeant's Benevolent Association</i>	<i>Holmac Telecommunications Inc</i>	3	<i>\$97,751.00</i>	<i>\$34,212.85</i>	<i>\$0.00</i>	<i>35.00%</i>
Adirondack Council Inc	Share Group Inc	4	\$62,424.00	\$40,299.00	\$0.00	64.56%
Adirondack Historical Association (Adirondack Museum)	Phoenix Resource Group Inc	4	\$47,510.00	\$17,594.79	\$18,775.00	37.03%

DATA OBTAINED FROM INTERIM AND CLOSING STATEMENTS FILED BY PROFESSIONAL FUND RAISERS

CHARITABLE ORGANIZATION	PROFESSIONAL FUND RAISER	GEO. AREA	GROSS RECEIPTS	NET TO CHARITY	UNCOLLECTED PLEDGES	% TO CHARITY
<i>Albany County Deputy Sheriffs Police Benevolent Association</i>	<i>Nordel Publishing Inc</i>	4	\$16,252.00	\$5,688.20	\$0.00	35.00%
<i>Albany County Sheriff's Union #775 AFSCME</i>	<i>Stage Door Music Productions Inc</i>	4	\$171,521.43	\$40,000.00	\$0.00	23.32%
Amsterdam Police Benevolent Association	Liberty Productions (Gity, Thomas J Jr)	4	\$32,176.00	\$11,662.00	\$815.00	36.24%
Bethlehem Police Benevolent Association Inc	Nordel Publishing Inc	4	\$52,611.00	\$28,936.05	\$0.00	55.00%
Cohoes Police Officers Union Inc	Nordel Publishing Inc	4	\$16,483.00	\$7,417.35	\$0.00	45.00%
Colonie Police Benevolent Association Inc	Nordel Publishing Inc	4	\$76,414.00	\$25,768.95	\$0.00	33.72%
Cornerstone Soup Kitchen & Food Pantry Inc	Royalty Services Inc	4	\$193,273.00	\$57,981.90	\$0.00	30.00%
Cyprus Temple of the AAONMS of Albany New York	Royalty Services Inc	4	\$20,013.00	\$5,003.25	\$0.00	25.00%
<i>Cyprus Temple of the AAONMS of Albany New York</i>	<i>Royalty Services Inc</i>	4	<i>\$90,400.00</i>	<i>\$22,600.00</i>	<i>\$0.00</i>	<i>25.00%</i>
Elsmere Fire Company A Inc	Royalty Services Inc	4	\$46,610.00	\$17,500.00	\$0.00	37.55%
Empire State College Foundation	Lester Inc	4	\$100,350.00	\$44,012.00	\$54,639.00	43.86%
Food Pantries for the Capital District Inc	Capital District Callers Inc	4	\$244,764.00	\$146,858.40	\$0.00	60.00%
Franklin County Deputy Sheriff's Association	Stage Door Music Productions Inc	4	\$47,470.20	\$14,000.00	\$0.00	29.49%
Glens Falls Police Benevolent Association	Royalty Services Inc	4	\$31,584.00	\$9,598.50	\$0.00	30.39%
<i>Glenville Police Benevolent Association</i>	<i>Nordel Publishing Inc</i>	4	<i>\$38,706.00</i>	<i>\$17,417.70</i>	<i>\$0.00</i>	<i>45.00%</i>
Hunger Action Network of New York State	Capital District Callers Inc	4	\$105,966.00	\$58,281.30	\$0.00	55.00%
Johnstown Police Benevolent Association	Stage Door Music Productions Inc	4	\$49,486.60	\$10,000.00	\$0.00	20.21%
Marine Corps League-Captain William Dale O'Brien Detachment	Capital District Callers Inc	4	\$18,704.50	\$10,287.48	\$0.00	55.00%
Marine Corps League-Electric City Detachment	Capital District Callers Inc	4	\$13,337.00	\$7,335.35	\$0.00	55.00%
Marine Corps League-Troy Detachment Inc	Capital District Callers Inc	4	\$18,704.50	\$10,287.48	\$0.00	55.00%
Montgomery County Deputy Sheriffs Association	Stage Door Music Productions Inc	4	\$34,370.00	\$7,500.00	\$0.00	21.82%
<i>Mountain Lake Public Telecommunications Council Inc (WCFE)</i>	<i>ComNet Marketing Group Inc</i>	4	<i>\$45,211.00</i>	<i>\$29,223.00</i>	<i>\$23,267.00</i>	<i>64.64%</i>

DATA OBTAINED FROM INTERIM AND CLOSING STATEMENTS FILED BY PROFESSIONAL FUND RAISERS

CHARITABLE ORGANIZATION	PROFESSIONAL FUND RAISER	GEO. AREA	GROSS RECEIPTS	NET TO CHARITY	UNCOLLECTED PLEDGES	% TO CHARITY
<i>Narcotic Enforcement Officers Association Inc</i>	<i>Civic Development Group LLC</i>	4	\$315,339.00	\$28,919.00	\$0.00	9.17%
National Organization for Women New York State Inc	Gordon & Schwenkmeyer Inc	4	\$565,521.39	\$71,273.72	\$515.00	12.60%
New York State Association of Chiefs of Police	Suffolk Productions Inc	4	\$436,191.00	\$130,857.00	\$0.00	30.00%
New York State Corrections Emerald Society	Gotham Productions Inc	4	\$12,484.00	\$3,121.00	\$0.00	25.00%
New York State Crime Prevention Coalition Inc	Stage Door Music Productions Inc	4	\$623.00	\$124.60	\$0.00	20.00%
New York State Right to Life Committee	MDS Communications Corporation	4	\$237,193.00	\$145,666.00	\$85,779.00	61.41%
Niskayuna Police Benevolent Association	Nordel Publishing Inc	4	\$71,529.00	\$29,325.24	\$0.00	41.00%
Northeast Mobile Search and Rescue Inc	Capital District Callers Inc	4	\$30,555.00	\$16,805.25	\$0.00	55.00%
NYST Benefit Fund Inc	Trooper Publishing Inc	4	\$626,267.27	\$168,903.50	\$0.00	26.97%
<i>Oriental Temple AAONMS</i>	<i>Royalty Services Inc</i>	4	\$173,127.00	\$44,560.50	\$0.00	25.74%
<i>Police Conference of New York Inc</i>	<i>Holmac Telecommunications Inc</i>	4	\$254,183.00	\$76,255.00	\$0.00	30.00%
Police Conference of New York Inc	Xentel Inc	4	\$432,317.54	\$86,463.50	\$1,002,535.46	20.00%
<i>Rensselaer County Deputy Sheriffs Police Benevolent Association</i>	<i>Gotham Productions Inc</i>	4	\$69,310.00	\$20,793.00	\$0.00	30.00%
Rensselaer County Law Enforcement Association Inc	Stage Door Music Productions Inc	4	\$6,700.00	\$5,000.00	\$0.00	74.63%
<i>Saratoga County Deputy Sheriffs Benevolent Association</i>	<i>Stage Door Music Productions Inc</i>	4	\$165,613.09	\$44,715.53	\$0.00	27.00%
<i>Saratoga County Deputy Sheriffs PBA</i>	<i>Nordel Publishing Inc</i>	4	\$56,734.33	\$25,530.45	\$0.00	45.00%
Schenectady County Sheriffs Benevolent Association	Gotham Productions Inc	4	\$121,839.50	\$43,000.00	\$0.00	35.29%
Schenectady County Sheriffs Benevolent Association	Gotham Productions Inc	4	\$134,056.00	\$40,482.80	\$0.00	30.20%
Schenectady Patrolmens Benevolent Association	Gotham Productions Inc	4	\$119,975.00	\$30,218.75	\$0.00	25.19%
Scotia Patrolmens Benevolent Association Inc	Gotham Productions Inc	4	\$37,636.00	\$11,290.80	\$0.00	30.00%
Scotia Patrolmens Benevolent Association Inc	Gotham Productions Inc	4	\$35,317.50	\$10,595.25	\$0.00	30.00%
South Glens Falls Police Benevolent Association	Royalty Services Inc	4	\$13,490.00	\$4,047.00	\$0.00	30.00%
Special Olympics New York Inc	Heritage Company Inc (The)	4	\$1,382,097.01	\$779,397.16	\$565,681.08	56.39%

DATA OBTAINED FROM INTERIM AND CLOSING STATEMENTS FILED BY PROFESSIONAL FUND RAISERS

CHARITABLE ORGANIZATION	PROFESSIONAL FUND RAISER	GEO. AREA	GROSS RECEIPTS	NET TO CHARITY	UNCOLLECTED PLEDGES	% TO CHARITY
Stop the Violence Inc	Capital District Callers Inc	4	\$27,405.00	\$12,332.25	\$0.00	45.00%
Supplemental Food Providers Inc	Royalty Services Inc	4	\$32,111.00	\$9,633.30	\$0.00	30.00%
Troy Police Benevolent and Protective Association	Nordel Publishing Inc	4	\$40,436.00	\$21,000.00	\$0.00	51.93%
<i>Troy Uniformed Firefighters Association Inc</i>	<i>Nordel Publishing Inc</i>	4	<i>\$15,794.00</i>	<i>\$7,897.00</i>	<i>\$0.00</i>	<i>50.00%</i>
Uniform Firefighters of Cohoes	Liberty Productions (Gity, Thomas J Jr)	4	\$7,295.00	\$2,188.50	\$0.00	30.00%
VFW of the United States-Department of New York	Heritage Company Inc (The)	4	\$2,025.00	\$94.40	\$0.00	4.66%
VFW of the United States-Department of New York	Marketing Squad Inc	4	\$417,382.00	\$62,607.00	\$0.00	15.00%
Warren County Deputy Sheriffs Benevolent Association	Stage Door Music Productions Inc	4	\$112,549.00	\$28,187.25	\$0.00	25.04%
WMHT Educational Telecommunications Inc	ComNet Marketing Group Inc	4	\$59,593.00	\$13,583.81	\$19,784.00	22.79%
Association of Fire Police of St Lawrence County	Stage Door Music Productions Inc	5	\$31,644.00	\$5,067.10	\$0.00	16.01%
Auburn Police Local #195	Vee Concepts of New York Inc	5	\$71,285.00	\$28,514.00	\$0.00	40.00%
Binghamton Police Benevolent Association	Northeastern Advertising (Morgan, William J)	5	\$80,756.00	\$40,378.00	\$0.00	50.00%
<i>Binghamton Police Supervisors Association Inc</i>	<i>Northeastern Advertising (Morgan, William J)</i>	5	<i>\$17,315.00</i>	<i>\$8,657.50</i>	<i>\$0.00</i>	<i>50.00%</i>
Broome County Humane Society and Relief Association	Northeastern Advertising (Morgan, William J)	5	\$67,505.77	\$20,251.73	\$27,670.00	30.00%
Cayuga County Deputy Sheriff's Benevolent Association	Event Marketing (Narde, James E)	5	\$38,100.00	\$16,002.00	\$0.00	42.00%
<i>Cayuga County Deputy Sheriff's Benevolent Association</i>	<i>Event Marketing (Narde, James E)</i>	5	<i>\$45,022.50</i>	<i>\$18,909.45</i>	<i>\$0.00</i>	<i>42.00%</i>
Central New York Firemens Association Inc	Royalty Services Inc	5	\$17,547.00	\$12,500.00	\$0.00	71.24%
Central Square Recreation Baseball League Inc	Municipal Marketing (Forsyth, David)	5	\$27,380.00	\$9,583.00	\$0.00	35.00%
Cicero Police Benevolent Association	JLD Marketing	5	\$8,645.00	\$4,855.00	\$0.00	56.16%
Cicero Police Benevolent Association	TD Marketing Inc	5	\$11,215.00	\$5,046.75	\$0.00	45.00%
CNY Police Association Inc	JLD Marketing	5	\$10,504.00	\$5,464.50	\$0.00	52.02%
CNY Police Association Inc	TD Marketing Inc	5	\$10,520.00	\$5,260.00	\$0.00	50.00%
<i>Deputy Sheriff's Benevolent Association of Onondaga County Inc</i>	<i>Stage Door Music Productions Inc</i>	5	<i>\$147,074.00</i>	<i>\$30,993.16</i>	<i>\$0.00</i>	<i>21.07%</i>

DATA OBTAINED FROM INTERIM AND CLOSING STATEMENTS FILED BY PROFESSIONAL FUND RAISERS

CHARITABLE ORGANIZATION	PROFESSIONAL FUND RAISER	GEO. AREA	GROSS RECEIPTS	NET TO CHARITY	UNCOLLECTED PLEDGES	% TO CHARITY
East Syracuse Police Benevolent Association	TD Marketing Inc	5	\$26,026.00	\$11,711.70	\$0.00	45.00%
East Syracuse Police Benevolent Association	TD Marketing Inc	5	\$4,519.00	\$2,259.50	\$0.00	50.00%
Endicott Police Benevolent Association Inc	Event Marketing (Narde, James E)	5	\$30,153.00	\$11,458.14	\$0.00	38.00%
Fraternal Order of Police Broome County Lodge #99	Northeastern Advertising (Morgan, William J)	5	\$8,340.00	\$4,170.00	\$0.00	50.00%
Fulton Police Benevolent Association	Badge Publications (Littlejohn, James N)	5	\$35,984.00	\$12,594.40	\$0.00	35.00%
Groton Police Benevolent Association	Northeastern Advertising (Morgan, William J)	5	\$13,637.50	\$5,455.00	\$0.00	40.00%
Herkimer County Sheriffs Department Association Inc	Liberty Productions (Gity, Thomas J Jr)	5	\$15,329.00	\$4,598.70	\$0.00	30.00%
Jefferson County Deputy Sheriff Association	Stage Door Music Productions Inc	5	\$91,440.00	\$18,288.00	\$0.00	20.00%
John E Creedon Police Benevolent Association of Utica NY Inc	Municipal Marketing (Forsyth, David)	5	\$141,935.00	\$55,030.00	\$0.00	38.77%
Lake City Police Club	Badge Publications (Littlejohn, James N)	5	\$49,607.00	\$17,362.45	\$0.00	35.00%
Mattydale Liverpool North Syracuse Vikings Inc	Municipal Marketing (Forsyth, David)	5	\$18,645.00	\$5,660.50	\$0.00	30.36%
McLean Fire Department Inc	Northeastern Advertising (Morgan, William J)	5	\$17,230.00	\$6,892.00	\$0.00	40.00%
Media Shrine Temple	George Carden Circus International	5	\$94,332.55	\$17,070.40	\$5,500.00	18.10%
New York State Deputies Association Inc	Midwest Publishing-DN Inc	5	\$283,650.55	\$48,220.59	\$0.00	17.00%
New York State Jaycees Inc	Marketing Squad Inc	5	\$145,059.00	\$21,759.00	\$0.00	15.00%
<i>Northern New York Volunteer Firemens Association Inc</i>	<i>Caring People Enterprises Inc</i>	5	<i>\$112,518.14</i>	<i>\$22,503.63</i>	<i>\$0.00</i>	<i>20.00%</i>
Norwich Police Benevolent Association	Event Marketing (Narde, James E)	5	\$43,049.00	\$15,067.15	\$0.00	35.00%
Oneida County Volunteer Firemens Association Inc	Tagger Communications Inc	5	\$57,616.27	\$15,177.25	\$45,000.00	26.34%
<i>Oneonta Police Benevolent Association</i>	<i>Event Marketing (Narde, James E)</i>	5	<i>\$42,654.00</i>	<i>\$16,208.52</i>	<i>\$0.00</i>	<i>38.00%</i>
Onondaga County Deputy Sheriffs Police Association Inc	TD Marketing Inc	5	\$41,350.00	\$20,675.00	\$0.00	50.00%
Onondaga County Deputy Sheriffs Police Association Inc	TD Marketing Inc	5	\$92,611.00	\$46,305.50	\$0.00	50.00%
Owego Police Benevolent Association	Vee Concepts of New York Inc	5	\$16,975.00	\$5,941.25	\$0.00	35.00%
Philip S McDonald Police Benevolent Association	Gotham Productions Inc	5	\$67,416.62	\$18,333.00	\$0.00	27.19%

**DATA OBTAINED FROM INTERIM AND CLOSING STATEMENTS FILED BY PROFESSIONAL FUND RAISERS**

CHARITABLE ORGANIZATION	PROFESSIONAL FUND RAISER	GEO. AREA	GROSS RECEIPTS	NET TO CHARITY	UNCOLLECTED PLEDGES	% TO CHARITY
<i>Public Broadcasting Council of Central NY Inc (WCNY)</i>	<i>ComNet Marketing Group Inc</i>	5	\$65,151.00	\$27,259.39	\$0.00	41.84%
<i>Sheriff's Silver Star Association Inc</i>	<i>Stage Door Music Productions Inc</i>	5	\$122,515.00	\$28,178.45	\$0.00	23.00%
Solvay Police Benevolent Association Inc	TD Marketing Inc	5	\$20,845.00	\$9,380.25	\$0.00	45.00%
Southern Tier Canine Association Inc	Northeastern Advertising (Morgan, William J)	5	\$24,347.50	\$12,173.75	\$0.00	50.00%
Syracuse Police Benevolent Association	TD Marketing Inc	5	\$31,879.00	\$15,939.50	\$0.00	50.00%
Syracuse Police Benevolent Association	TD Marketing Inc	5	\$35,781.00	\$17,890.50	\$0.00	50.00%
Syracuse Symphony Orchestra Inc	DCM Inc	5	\$248,231.00	\$141,929.59	\$0.00	57.18%
Tigris Temple AAONMS	Royalty Services Inc	5	\$14,290.00	\$5,000.00	\$0.00	34.99%
Vestal Police Benevolent Association Inc	Event Marketing (Narde, James E)	5	\$55,285.00	\$21,008.30	\$0.00	38.00%
Watertown Police Benevolent Association	Stage Door Music Productions Inc	5	\$91,313.00	\$18,262.60	\$0.00	20.00%
WSKG Public Telecommunications Council	ComNet Marketing Group Inc	5	\$71,508.64	\$26,664.02	\$6,868.40	37.29%
Ziyara Temple AAONMS	Royalty Services Inc	5	\$133,332.00	\$42,674.30	\$0.00	32.01%
<i>Aeneas McDonald Police Benevolent Association</i>	<i>Vee Concepts of New York Inc</i>	6	\$67,934.00	\$23,776.90	\$0.00	35.00%
AIDS Rochester Inc	Marketing Squad Inc	6	\$170,916.00	\$34,183.00	\$0.00	20.00%
<i>Bath Police Benevolent Association</i>	<i>Event Marketing (Narde, James E)</i>	6	\$26,832.00	\$9,391.20	\$0.00	35.00%
Bath Police Benevolent Association	Event Marketing (Narde, James E)	6	\$31,035.00	\$10,862.25	\$0.00	35.00%
Big Flats Masonic Lodge #378	Theodore Productions Inc	6	\$14,947.58	\$1,499.32	\$2,024.42	10.03%
Chemung County Corrections Officers Local #3978	Northeastern Advertising (Morgan, William J)	6	\$30,190.00	\$15,095.00	\$0.00	50.00%
Chemung County Corrections Officers Local #3978	Northeastern Advertising (Morgan, William J)	6	\$7,680.00	\$3,840.00	\$0.00	50.00%
<i>Chemung County Deputy Sheriffs Association</i>	<i>Event Marketing (Narde, James E)</i>	6	\$58,493.00	\$24,567.06	\$0.00	42.00%
Chemung County Emergency Protective Inc	Northeastern Advertising (Morgan, William J)	6	\$9,895.00	\$2,968.50	\$0.00	30.00%
Dazzle School of Visual and Performing Arts Inc	Caring People Enterprises Inc	6	\$64,578.00	\$16,144.50	\$0.00	25.00%
Deputies Association of the County of Steuben	Event Marketing (Narde, James E)	6	\$58,690.00	\$26,410.50	\$0.00	45.00%

CHARITABLE ORGANIZATION	PROFESSIONAL FUND RAISER	GEO. AREA	GROSS RECEIPTS	NET TO CHARITY	UNCOLLECTED PLEDGES	% TO CHARITY
<i>Eastridge Kiwanis Charitable Foundation Inc</i>	<i>Marketing Squad Inc</i>	6	\$64,747.00	\$16,187.00	\$0.00	25.00%
Elmira Heights Police Benevolent Association Inc	Event Marketing (Narde, James E)	6	\$44,853.00	\$17,044.14	\$0.00	38.00%
<i>Elmira New York Police Benevolent Association</i>	<i>Northeastern Advertising (Morgan, William J)</i>	6	\$63,547.50	\$31,773.75	\$0.00	50.00%
<i>Greater Rochester Junior Chamber of Commerce Inc</i>	<i>Marketing Squad Inc</i>	6	\$165,188.00	\$24,778.00	\$0.00	15.00%
Greece Police Gold Badge Club	Stage Door Music Productions Inc	6	\$103,766.42	\$27,500.00	\$0.00	26.50%
Green Acres of Rochester NY Inc	Marketing Squad Inc	6	\$244,453.00	\$61,113.00	\$0.00	25.00%
<i>Horseheads Police Benevolent Association</i>	<i>Event Marketing (Narde, James E)</i>	6	\$57,122.00	\$25,704.90	\$0.00	45.00%
<i>Kiwanis Club of Rochester NY Inc</i>	<i>Marketing Squad Inc</i>	6	\$88,610.00	\$22,152.00	\$0.00	25.00%
New York Law Enforcement Association Inc	Stage Door Music Productions Inc	6	\$119,674.00	\$24,635.18	\$0.00	20.59%
<i>North Greece Fire Fighters Association Local #3827 IAFF AFL CIO Inc</i>	<i>Stage Door Music Productions Inc</i>	6	\$29,212.50	\$5,842.50	\$0.00	20.00%
Rochester Philharmonic Orchestra Inc	Telecomp Inc	6	\$312,505.90	\$214,964.87	\$0.00	68.79%
<i>Rochester Philharmonic Orchestra Inc</i>	<i>Telecomp Inc</i>	6	\$221,785.87	\$181,557.17	\$0.00	81.86%
<i>Schuyler County Deputy Sheriffs Association Inc</i>	<i>Vee Concepts of New York Inc</i>	6	\$72,022.00	\$25,927.92	\$0.00	36.00%
Southside Cyclones Football Club Inc	Caring People Enterprises Inc	6	\$35,428.00	\$8,857.00	\$0.00	25.00%
Village of Hammondsport Police Benevolent Association	Event Marketing (Narde, James E)	6	\$15,027.00	\$5,259.45	\$0.00	35.00%
Watkins Glen Police Benevolent Association	Northeastern Advertising (Morgan, William J)	6	\$32,295.00	\$14,532.75	\$0.00	45.00%
<i>WXXI Public Broadcasting Council</i>	<i>Phone Bank Systems Inc</i>	6	\$105,745.92	\$68,742.04	\$8,053.08	65.01%
<i>Albion Emergency Squad Inc</i>	<i>Spotlight Music Productions Inc</i>	7	\$38,030.00	\$9,689.00	\$0.00	25.48%
<i>Allegany County Deputy Sheriffs Association</i>	<i>Event Marketing (Narde, James E)</i>	7	\$51,687.27	\$18,090.54	\$0.00	35.00%
American Legion Convention Corporation of Erie County New York 2004	Marketing Squad Inc	7	\$453,367.00	\$68,005.00	\$0.00	15.00%
<i>Badge and Shield Club Inc</i>	<i>Campaign Headquarters Inc</i>	7	\$115,837.00	\$37,068.00	\$0.00	32.00%
Batavia Police Benevolent Association	Niagara Frontier Advertising Associates Inc	7	\$17,135.00	\$8,750.00	\$1,480.00	51.07%

DATA OBTAINED FROM INTERIM AND CLOSING STATEMENTS FILED BY PROFESSIONAL FUND RAISERS



CHARITABLE ORGANIZATION	PROFESSIONAL FUND RAISER	GEO. AREA	GROSS RECEIPTS	NET TO CHARITY	UNCOLLECTED PLEDGES	% TO CHARITY
<i>Buffalo Fine Arts Academy</i>	<i>ComNet Marketing Group Inc</i>	7	\$12,449.00	\$7,179.67	\$0.00	57.67%
Buffalo Philharmonic Orchestra Society Inc	DCM Inc	7	\$353,796.00	\$169,708.00	\$0.00	47.97%
Buffalo Police Benevolent Association Inc	Campaign Headquarters Inc	7	\$180,877.00	\$67,829.00	\$0.00	37.50%
Buffalo Police Benevolent Association Inc	Campaign Headquarters Inc	7	\$92,370.00	\$21,245.00	\$0.00	23.00%
<i>Cayuga Club Police Benevolent Association Inc</i>	<i>Spotlight Music Productions Inc</i>	7	\$57,710.00	\$17,314.00	\$0.00	30.00%
Cheektowaga Police Captains and Lieutenants Association	Niagara Frontier Advertising Associates Inc	7	\$19,815.77	\$17,000.00	\$870.00	85.79%
<i>Cheektowaga Police Club Inc</i>	<i>Niagara Frontier Advertising Associates Inc</i>	7	\$45,370.00	\$13,850.00	\$3,125.00	30.53%
Crime Prevention Association of Western New York Inc	Stage Door Music Productions Inc	7	\$16,105.07	\$5,049.20	\$0.00	31.35%
Depew Police Benevolent Association Inc	Niagara Frontier Advertising Associates Inc	7	\$19,875.00	\$15,000.00	\$1,345.00	75.47%
<i>Empire State Association of the Deaf Inc</i>	<i>Heritage Company Inc (The)</i>	7	\$28,410.18	\$8,000.00	\$24,548.00	28.16%
Erie County Association of Chiefs of Police Inc	Campaign Headquarters Inc	7	\$117,969.50	\$16,000.00	\$0.00	13.56%
Ismailia Temple AAONMS	Royalty Services Inc	7	\$9,350.00	\$2,337.50	\$0.00	25.00%
Judges and Police Executive Conference of Erie County NY Inc	Campaign Headquarters Inc	7	\$73,880.00	\$22,164.00	\$0.00	30.00%
<i>Kenmore Club Police Benevolent Association Inc</i>	<i>Niagara Frontier Advertising Associates Inc</i>	7	\$21,617.61	\$13,000.00	\$1,973.00	60.14%
Lakewood Police Benevolent Association	Royalty Services Inc	7	\$30,940.00	\$8,391.25	\$0.00	27.12%
Niagara County Deputy Sheriff's Association	Stage Door Music Productions Inc	7	\$128,940.00	\$32,235.00	\$0.00	25.00%
Niagara Falls New York Police Athletic League	Campaign Headquarters Inc	7	\$106,345.00	\$21,269.00	\$0.00	20.00%
<i>Niagara Falls New York Police Athletic League</i>	<i>Campaign Headquarters Inc</i>	7	\$84,402.00	\$28,696.00	\$0.00	34.00%
Niagara Falls Police Club Inc	Liberty Productions (Gity, Thomas J Jr)	7	\$65,744.00	\$23,010.40	\$0.00	35.00%
<i>North Tonawanda Policemen Benevolent Association Inc</i>	<i>Stage Door Music Productions Inc</i>	7	\$35,568.00	\$6,580.09	\$0.00	18.50%
Parents of Retarded Children Camp Fund Inc	Marketing Squad Inc	7	\$302,035.00	\$60,407.00	\$0.00	20.00%
Perry F Barrett Police Club (Salamanca Police Club)	Municipal Marketing (Forsyth, David)	7	\$52,999.00	\$10,599.80	\$0.00	20.00%
Perry F Barrett Police Club (Salamanca Police Club)	Municipal Marketing (Forsyth, David)	7	\$51,690.00	\$10,338.00	\$0.00	20.00%

DATA OBTAINED FROM INTERIM AND CLOSING STATEMENTS FILED BY PROFESSIONAL FUND RAISERS

CHARITABLE ORGANIZATION	PROFESSIONAL FUND RAISER	GEO. AREA	GROSS RECEIPTS	NET TO CHARITY	UNCOLLECTED PLEDGES	% TO CHARITY
Police Captains & Lieutenants Association of Erie County	Stage Door Music Productions Inc	7	\$80,516.50	\$20,000.00	\$0.00	24.84%
<i>South Lockport Fire Company Inc</i>	<i>Spotlight Music Productions Inc</i>	7	\$50,229.00	\$12,838.00	\$0.00	25.56%
<i>Uniformed Professional Fire Fighters Association Tonawanda NY</i>	<i>Stage Door Music Productions Inc</i>	7	\$22,332.00	\$4,500.00	\$0.00	20.15%
<i>Western New York Public Broadcasting Association</i>	<i>Phone Bank Systems Inc</i>	7	\$172,185.00	\$83,954.58	\$56,025.00	48.76%
Western New York Volunteer Firemens Association	Caring People Enterprises Inc	7	\$91,352.50	\$27,405.75	\$0.00	30.00%
A Child's Fondest Wish Inc	All Star Productions (Messmore, Barbara)	8	\$23,100.00	\$4,620.00	\$8,210.00	20.00%
African Wildlife Foundation	Infocision Management Corporation	8	\$31,106.00	\$6,510.00	\$0.00	20.93%
African Wildlife Foundation	Public Interest Communications Inc	8	\$10,585.00	(\$4,255.00)	\$10,595.00	-40.20%
Alliance Defense Fund	Infocision Management Corporation	8	\$275.00	\$115.50	\$0.00	42.00%
<i>America's Athletes With Disabilities Inc</i>	<i>Contract Communications Inc</i>	8	\$443,030.00	\$75,315.00	\$152,038.00	17.00%
America's Athletes With Disabilities Inc	Heritage Company Inc (The)	8	\$363,538.36	\$81,082.02	\$298,948.24	22.30%
American Association of State Troopers Inc	Safety Publications Inc	8	\$705,905.91	\$141,181.18	\$50,000.00	20.00%
<i>American Association of the Deaf-Blind</i>	<i>Heritage Company Inc (The)</i>	8	\$1,455,940.12	\$392,214.05	\$596,096.46	26.94%
<i>American Breast Cancer Foundation Inc</i>	<i>Royalty Services Inc</i>	8	\$63,468.00	\$9,520.20	\$0.00	15.00%
American Center for Law & Justice Inc	Infocision Management Corporation	8	\$3,173,936.58	\$2,443,931.17	\$0.00	77.00%
<i>American Council of the Blind Inc</i>	<i>Integral Resources Inc</i>	8	\$541,191.15	\$135,996.00	\$222,549.44	25.13%
<i>American Council of the Blind Inc</i>	<i>Integral Resources Inc</i>	8	\$114,903.83	\$0.00	\$83,454.26	0.00%
<i>American Diabetes Association Inc</i>	<i>A. D. P. Publications Inc</i>	8	\$118,846.00	\$26,470.00	\$0.00	22.27%
American Diabetes Association Inc	Infocision Management Corporation	8	\$977,740.12	\$549,745.99	\$0.00	56.23%
American Farmland Trust	Share Group Inc	8	\$95,305.00	\$15,895.00	\$0.00	16.68%
American Heart Association	Infocision Management Corporation	8	\$1,302,052.99	\$799,266.99	\$0.00	61.39%
American Humane Association	Facter Direct Ltd	8	\$21,164.00	\$10,838.00	\$6,070.00	51.21%
American Institute for Cancer Research	Infocision Management Corporation	8	\$991,893.46	\$365,215.87	\$0.00	36.82%

DATA OBTAINED FROM INTERIM AND CLOSING STATEMENTS FILED BY PROFESSIONAL FUND RAISERS

CHARITABLE ORGANIZATION	PROFESSIONAL FUND RAISER	GEO. AREA	GROSS RECEIPTS	NET TO CHARITY	UNCOLLECTED PLEDGES	% TO CHARITY
American Leprosy Missions Inc	MDS Communications Corporation	8	\$82,742.00	\$52,215.00	\$21,790.00	63.11%
American Rivers Inc	Share Group Inc	8	\$69,593.00	\$26,000.00	\$0.00	37.36%
AOPA Air Safety Foundation Inc	Telefund Inc	8	\$793,048.00	\$464,312.00	\$205,964.00	58.55%
Appalachian Mountain Club	Share Group Inc	8	\$267,408.00	\$111,494.00	\$0.00	41.69%
Arthritis Foundation	Infocision Management Corporation	8	\$197,153.60	\$118,367.20	\$0.00	60.04%
<i>Association for Firefighters and Paramedics Inc</i>	<i>New Liberty Promotions Inc</i>	8	<i>\$315,678.25</i>	<i>\$31,567.83</i>	<i>\$0.00</i>	<i>10.00%</i>
<i>Association for Firefighters and Paramedics Inc</i>	<i>TCB Enterprises Inc</i>	8	<i>\$78,756.00</i>	<i>\$7,875.60</i>	<i>\$0.00</i>	<i>10.00%</i>
Association for Police and Sheriffs Inc	New Liberty Promotions Inc	8	\$14,240.83	\$1,424.08	\$0.00	10.00%
B'nai B'rith (B'nai B'rith International)	Telefund Inc	8	\$191,164.00	\$101,530.99	\$46,781.00	53.11%
Betty Ford Center at Eisenhower	Advantage Fund-Raising Consulting Inc	8	\$110,560.75	\$40,925.75	\$0.00	37.02%
Boston Ballet Inc	MKTG TeleServices Inc	8	\$487,612.00	\$307,439.00	\$84,377.00	63.05%
Brady Campaign to Prevent Gun Violence	Public Interest Communications Inc	8	\$540,391.00	\$280,291.53	\$135,874.00	51.87%
Brady Campaign to Prevent Gun Violence	Share Group Inc	8	\$587,758.00	\$357,168.00	\$0.00	60.77%
Brady Campaign to Prevent Gun Violence	Telefund Inc	8	\$158,025.00	\$97,776.50	\$23,144.00	61.87%
Brady Center to Prevent Gun Violence	Public Interest Communications Inc	8	\$81,763.00	\$59,208.67	\$0.00	72.42%
Bread for the World Inc	Share Group Inc	8	\$293,764.00	\$132,557.00	\$0.00	45.12%
Breast Cancer Assistance Fund	All Star Productions (Messmore, Barbara)	8	\$21,470.00	\$4,294.00	\$9,500.00	20.00%
Cal Farley's Boys Ranch	Infocision Management Corporation	8	\$4,756.00	(\$1,887.69)	\$0.00	-39.69%
Cancer Center for Detection and Prevention (f/k/a Pacific West Cancer Fund)	Bee LC	8	\$289,857.11	\$28,234.19	\$188,147.89	9.74%
Cancer Fund of America Inc	Barry E Schmoyer & Associates Inc	8	\$28,488.00	\$4,273.20	\$81,827.00	15.00%
<i>Cancer Fund of America Inc</i>	<i>Bee LC</i>	8	<i>\$241,254.94</i>	<i>\$10,936.86</i>	<i>\$122,226.06</i>	<i>4.53%</i>
<i>Cancer Fund of America Inc</i>	<i>Civic Development Group LLC</i>	8	<i>\$3,868,117.00</i>	<i>\$483,997.00</i>	<i>\$0.00</i>	<i>12.51%</i>
<i>Cancer Recovery Foundation of America</i>	<i>Contract Communications Inc</i>	8	<i>\$1,858,061.00</i>	<i>\$371,612.00</i>	<i>\$841,867.00</i>	<i>20.00%</i>

DATA OBTAINED FROM INTERIM AND CLOSING STATEMENTS FILED BY PROFESSIONAL FUND RAISERS

CHARITABLE ORGANIZATION	PROFESSIONAL FUND RAISER	GEO. AREA	GROSS RECEIPTS	NET TO CHARITY	UNCOLLECTED PLEDGES	% TO CHARITY
Cancer Recovery Foundation of America	Reese Teleservices Inc	8	\$127,345.00	\$6,302.00	\$286,648.00	4.95%
Caring For Our Children Foundation	Midwest Publishing-DN Inc	8	\$96,661.43	\$9,666.14	\$0.00	10.00%
Center for Science in the Public Interest	Donor Services Group LLC	8	\$9,975.00	\$7,744.00	\$19,525.00	77.63%
Center for Victims of Torture	Share Group Inc	8	\$70,544.00	\$35,076.00	\$0.00	49.72%
Chesapeake Bay Foundation Inc	Share Group Inc	8	\$248,553.00	\$114,032.00	\$0.00	45.88%
<i>Childhood Leukemia Foundation Inc</i>	<i>LAS LLC</i>	8	<i>\$529,315.00</i>	<i>\$88,643.00</i>	<i>\$0.00</i>	<i>16.75%</i>
Children International	Infocision Management Corporation	8	\$75,226.00	\$25,569.40	\$0.00	33.99%
Children International	Share Group Inc	8	\$76,609.00	\$9,265.00	\$0.00	12.09%
Children's Cancer Assistance Network	Dedicated Callers Enterprises (Sabo, Frank)	8	\$89,256.00	\$17,851.20	\$0.00	20.00%
<i>Children's Charity Fund Inc</i>	<i>All Star Productions (Messmore, Barbara)</i>	8	<i>\$985.00</i>	<i>\$197.00</i>	<i>\$1,850.00</i>	<i>20.00%</i>
Children's Charity Fund Inc	Caring People Enterprises Inc	8	\$133,225.42	\$26,645.09	\$0.00	20.00%
Children's Charity Fund Inc	Dedicated Callers Enterprises (Sabo, Frank)	8	\$5,932.00	\$1,186.40	\$0.00	20.00%
Children's Charity Fund Inc	Dedicated Callers Enterprises (Sabo, Frank)	8	\$38,774.00	\$7,754.80	\$0.00	20.00%
<i>Children's Wish Foundation International Inc</i>	<i>Heritage Company Inc (The)</i>	8	<i>\$3,568,269.01</i>	<i>\$1,001,384.75</i>	<i>\$2,122,239.96</i>	<i>28.06%</i>
Children's Wish Foundation International Inc	Reese Teleservices Inc	8	\$4,081,551.00	\$1,119,630.00	\$4,047,776.00	27.43%
Christian Advocates Serving Evangelism	Infocision Management Corporation	8	\$4,350,499.24	\$3,349,884.41	\$0.00	77.00%
Christian Appalachian Project Inc	Infocision Management Corporation	8	\$155,738.49	\$99,646.16	\$0.00	63.98%
Christian Appalachian Project Inc	Public Interest Communications Inc	8	\$264,579.63	\$150,743.48	\$8,321.96	56.97%
Christian Research Institute Inc	Infocision Management Corporation	8	\$679,322.00	\$542,605.00	\$0.00	79.87%
Church World Service Inc	Factor Direct Ltd	8	\$14,941.00	\$510.00	\$9,465.00	3.41%
Citizens Against Government Waste	Factor Direct Ltd	8	\$20,135.00	(\$2,786.00)	\$20,656.00	-13.84%
Citizens Against Government Waste	Tele-Response Center Inc	8	\$60.00	\$0.00	\$0.00	0.00%
Co-op America Foundation Inc	Share Group Inc	8	\$115,029.00	\$31,733.00	\$0.00	27.59%

DATA OBTAINED FROM INTERIM AND CLOSING STATEMENTS FILED BY PROFESSIONAL FUND RAISERS

CHARITABLE ORGANIZATION	PROFESSIONAL FUND RAISER	GEO. AREA	GROSS RECEIPTS	NET TO CHARITY	UNCOLLECTED PLEDGES	% TO CHARITY
Colonial Williamsburg Foundation	Facter Direct Ltd	8	\$251,643.00	\$140,672.00	\$141,907.00	55.90%
<i>Committee for Missing Children Inc</i>	<i>LAS LLC</i>	8	<i>\$408,220.00</i>	<i>\$41,135.00</i>	<i>\$0.00</i>	<i>10.08%</i>
Common Cause	Facter Direct Ltd	8	\$27,214.00	(\$3,702.00)	\$37,424.00	-13.60%
Common Cause	Public Interest Communications Inc	8	\$77,772.00	\$15,197.65	\$10,319.00	19.54%
Concerned Women for America	MDS Communications Corporation	8	\$1,845,856.00	\$762,404.00	\$696,671.00	41.30%
Connecticut Public Broadcasting Inc	Outreach Associates Inc	8	\$110,476.00	\$36,516.00	\$0.00	33.05%
Connecticut Public Broadcasting Inc	Outreach Associates Inc	8	\$76,445.00	\$29,622.00	\$0.00	38.75%
Connecticut Public Broadcasting Inc	Share Group Inc	8	\$50,534.00	\$30,103.00	\$0.00	59.57%
Cooperative for Assistance and Relief Everywhere Inc (CARE)	Infocision Management Corporation	8	\$592,258.52	\$339,174.95	\$0.00	57.27%
Cooperative for Assistance and Relief Everywhere Inc (CARE)	MDS Communications Corporation	8	\$934,728.00	\$670,903.00	\$50,207.00	71.78%
Declaration Alliance	MDS Communications Corporation	8	\$79,788.00	\$23,786.00	\$39,501.00	29.81%
<i>Defeat Diabetes Foundation Inc</i>	<i>All Star Productions (Messmore, Barbara)</i>	8	<i>\$20,991.00</i>	<i>\$5,247.75</i>	<i>\$10,100.00</i>	<i>25.00%</i>
<i>Defeat Diabetes Foundation Inc</i>	<i>Campaign Center Inc (The)</i>	8	<i>\$154,641.00</i>	<i>\$31,309.00</i>	<i>\$0.00</i>	<i>20.25%</i>
<i>Defeat Diabetes Foundation Inc</i>	<i>Caring People Enterprises Inc</i>	8	<i>\$168,275.97</i>	<i>\$33,655.19</i>	<i>\$0.00</i>	<i>20.00%</i>
<i>Defeat Diabetes Foundation Inc</i>	<i>Standard Call (The) (Sandone, Michael A)</i>	8	<i>\$7,405.00</i>	<i>\$1,641.00</i>	<i>\$0.00</i>	<i>22.16%</i>
Defenders of Wildlife Inc	Public Interest Communications Inc	8	\$606,140.00	\$123,796.20	\$33,418.00	20.42%
Defenders of Wildlife Inc	Share Group Inc	8	\$30,970.00	\$6,460.00	\$0.00	20.86%
Disabled Firefighters Fund	S & E Marketing Ltd	8	\$95,220.00	\$9,928.11	\$0.00	10.43%
<i>Disabled Veterans Associations</i>	<i>Civic Development Group LLC</i>	8	<i>\$1,950,653.00</i>	<i>\$243,993.00</i>	<i>\$0.00</i>	<i>12.51%</i>
Doris Day Animal League	Public Interest Communications Inc	8	\$87,611.00	\$55,013.85	\$0.00	62.79%
Earthjustice	Share Group Inc	8	\$125,039.00	\$44,558.00	\$0.00	35.64%
Earthjustice	Telefund Inc	8	\$204,183.00	\$104,395.65	\$58,291.00	51.13%

DATA OBTAINED FROM INTERIM AND CLOSING STATEMENTS FILED BY PROFESSIONAL FUND RAISERS

CHARITABLE ORGANIZATION	PROFESSIONAL FUND RAISER	GEO. AREA	GROSS RECEIPTS	NET TO CHARITY	UNCOLLECTED PLEDGES	% TO CHARITY
Easter Seals Inc	Infocision Management Corporation	8	\$271,987.00	(\$18,135.82)	\$0.00	-6.67%
Epilepsy Foundation of America	Infocision Management Corporation	8	\$142,317.37	\$34,068.21	\$0.00	23.94%
Family Research Council Inc	Infocision Management Corporation	8	\$56,754.00	(\$3,118.00)	\$0.00	-5.49%
Field Museum of Natural History	Factor Direct Ltd	8	\$110,205.00	\$59,990.00	\$91,705.00	54.43%
<i>Fire Victims Charitable Foundation Inc</i>	<i>Civic Development Group LLC</i>	8	<i>\$4,127,354.00</i>	<i>\$573,438.00</i>	<i>\$0.00</i>	<i>13.89%</i>
Food for the Hungry Inc	MDS Communications Corporation	8	\$321,183.00	\$219,978.00	\$87,700.00	68.49%
For Kids Sake Inc	Contract Communications Inc	8	\$78,781.00	\$7,878.00	\$8,370.00	10.00%
Foundation for National Progress	Telefund Inc	8	\$106,026.00	\$19,883.80	\$30,551.00	18.75%
Gay & Lesbian Alliance Against Defamation Inc (GLADD)	Share Group Inc	8	\$111,950.00	\$23,638.00	\$0.00	21.11%
Gay & Lesbian Alliance Against Defamation Inc (GLADD)	Telefund Inc	8	\$21,849.00	\$14,068.46	\$8,847.00	64.39%
Greenpeace Inc	Donor Services Group LLC	8	\$15,135.00	\$11,511.00	\$21,153.00	76.06%
Greenpeace Inc	Factor Direct Ltd	8	\$223,904.00	\$56,965.00	\$260,545.00	25.44%
<i>Heart Support of America Inc</i>	<i>Bee LC</i>	8	<i>\$199,496.34</i>	<i>\$36,768.52</i>	<i>\$72,693.66</i>	<i>18.43%</i>
Heritage Foundation Inc (DC)	Factor Direct Ltd	8	\$765,419.00	\$87,062.00	\$547,528.00	11.37%
Holt International Children's Service Inc	MDS Communications Corporation	8	\$77,903.00	\$52,095.00	\$16,554.00	66.87%
<i>Hope Cancer Fund</i>	<i>All Star Productions (Messmore, Barbara)</i>	8	<i>\$3,660.00</i>	<i>\$732.00</i>	<i>\$1,840.00</i>	<i>20.00%</i>
<i>Hope Cancer Fund</i>	<i>Caring People Enterprises Inc</i>	8	<i>\$61,435.11</i>	<i>\$13,372.52</i>	<i>\$0.00</i>	<i>21.77%</i>
<i>Hope Cancer Fund</i>	<i>Gelmar Ltd</i>	8	<i>\$56,113.00</i>	<i>\$11,222.00</i>	<i>\$0.00</i>	<i>20.00%</i>
Human Rights Campaign Inc	Share Group Inc	8	\$1,089,281.00	\$442,677.00	\$0.00	40.64%
Human Rights Campaign Inc	Telefund Inc	8	\$942,235.61	\$112,376.62	\$791,728.39	11.93%
Humane Society of the United States Inc	Share Group Inc	8	\$1,466,145.00	(\$175,360.00)	\$0.00	-11.96%
Interfaith Alliance Inc	Factor Direct Ltd	8	\$382,315.00	(\$4,023.00)	\$375,016.00	-1.05%

DATA OBTAINED FROM INTERIM AND CLOSING STATEMENTS FILED BY PROFESSIONAL FUND RAISERS

CHARITABLE ORGANIZATION	PROFESSIONAL FUND RAISER	GEO. AREA	GROSS RECEIPTS	NET TO CHARITY	UNCOLLECTED PLEDGES	% TO CHARITY
Interfaith Alliance Inc	Outreach Associates Inc	8	\$221,851.00	\$102,318.00	\$0.00	46.12%
International Campaign for Tibet	Public Interest Communications Inc	8	\$317,450.31	\$161,713.80	\$49,505.69	50.94%
International Fellowship of Christians and Jews Inc	Infocision Management Corporation	8	\$249,552.71	\$66,009.92	\$0.00	26.45%
International Fund for Animal Welfare Inc	Share Group Inc	8	\$73,294.00	(\$12,702.00)	\$0.00	-17.33%
<i>International Union of Police Associations AFL-CIO</i>	<i>LAS LLC</i>	8	<i>\$6,679,335.00</i>	<i>\$619,500.00</i>	<i>\$0.00</i>	<i>9.27%</i>
Jane Goodall Institute for Wildlife Research Education and Conservation	Outreach Associates Inc	8	\$218,633.00	\$99,313.00	\$0.00	45.42%
Jane Goodall Institute for Wildlife Research Education and Conservation	Share Group Inc	8	\$81,998.00	\$29,431.00	\$0.00	35.89%
<i>Junior Police Academy</i>	<i>TCB Enterprises Inc</i>	8	<i>\$70,267.00</i>	<i>\$10,252.05</i>	<i>\$2,040.00</i>	<i>14.59%</i>
League of Conservation Voters Inc	Telefund Inc	8	\$8,606.00	(\$8,040.45)	\$15,138.00	-93.43%
League of Women Voters of the United States	Share Group Inc	8	\$231,386.00	\$147,754.00	\$0.00	63.86%
Life Issues Institute Inc	MDS Communications Corporation	8	\$142,753.00	\$84,302.00	\$44,638.00	59.05%
Little Heroes Foundation	Contract Communications Inc	8	\$387,658.00	\$58,149.00	\$98,557.00	15.00%
Massachusetts Society for the Prevention of Cruelty to Animals	Share Group Inc	8	\$109,068.00	\$32,309.00	\$0.00	29.62%
Mercy Corps International	MDS Communications Corporation	8	\$255,887.00	\$157,305.00	\$60,670.00	61.47%
<i>Miracle Flights for Kids</i>	<i>Tele-Response Center Inc</i>	8	<i>\$1,415,925.11</i>	<i>\$340,139.13</i>	<i>\$974,758.66</i>	<i>24.02%</i>
Mothers Against Drunk Driving	DialAmerica Marketing Inc	8	\$13,836.00	(\$61,600.00)	\$83,465.00	-445.22%
Mothers Against Drunk Driving	Heritage Company Inc (The)	8	\$571,376.21	\$287,853.10	\$249,958.79	50.38%
Mothers Against Drunk Driving	Heritage Company Inc (The)	8	\$4,399,469.62	\$2,058,461.36	\$1,808,282.68	46.79%
Mothers Against Drunk Driving	Public Interest Communications Inc	8	\$401,360.48	\$244,699.63	\$0.00	60.97%
Multiple Sclerosis Association of America	Facter Direct Ltd	8	\$372,639.89	\$122,474.89	\$107,225.11	32.87%
<i>Multiple Sclerosis Association of America</i>	<i>Heritage Company Inc (The)</i>	8	<i>\$5,788,274.00</i>	<i>\$2,431,863.00</i>	<i>\$1,163,598.00</i>	<i>42.01%</i>
Multiple Sclerosis Foundation Inc	Bristol Marketing Associates Inc	8	\$48,632.00	\$8,594.65	\$40,037.35	17.67%

DATA OBTAINED FROM INTERIM AND CLOSING STATEMENTS FILED BY PROFESSIONAL FUND RAISERS

CHARITABLE ORGANIZATION	PROFESSIONAL FUND RAISER	GEO. AREA	GROSS RECEIPTS	NET TO CHARITY	UNCOLLECTED PLEDGES	% TO CHARITY
NARAL Pro-Choice America	EARTHtel Inc	8	\$1,384,614.00	\$773,500.90	\$0.00	55.86%
NARAL Pro-Choice America	Facter Direct Ltd	8	\$1,069,144.00	\$544,074.00	\$320,155.00	50.89%
<i>NARAL Pro-Choice America</i>	<i>Gordon &amp; Schwenkmeyer Inc</i>	8	<i>\$236,960.05</i>	<i>\$17,224.25</i>	<i>\$0.00</i>	<i>7.27%</i>
NARAL Pro-Choice America	Share Group Inc	8	\$1,047,447.00	\$647,490.00	\$0.00	61.82%
NARAL Pro-Choice America	Telefund Inc	8	\$45,903.00	\$4,212.10	\$31,576.00	9.18%
National Aquarium in Baltimore Inc	IDC Ltd	8	\$155,088.41	\$43,423.64	\$212,258.51	28.00%
National Association for the Advancement of Colored People	Share Group Inc	8	\$547,564.00	\$283,663.00	\$0.00	51.80%
<i>National Association for the Terminally Ill Inc</i>	<i>Tele-Response Center Inc</i>	8	<i>\$7,956.80</i>	<i>\$825.30</i>	<i>\$9,829.00</i>	<i>10.37%</i>
National Association of Veteran Police Officers	TCB Enterprises Inc	8	\$74,929.00	\$10,640.70	\$4,339.80	14.20%
National Cancer Coalition Inc	Integral Resources Inc	8	\$67,885.30	\$0.00	\$0.00	0.00%
<i>National Caregiving Foundation</i>	<i>Reese Teleservices Inc</i>	8	<i>\$2,047,532.00</i>	<i>\$364,000.00</i>	<i>\$964,093.00</i>	<i>17.78%</i>
<i>National Children's Cancer Society Inc</i>	<i>Heritage Company Inc (The)</i>	8	<i>\$3,224,687.11</i>	<i>\$1,339,698.66</i>	<i>\$1,200,406.29</i>	<i>41.55%</i>
National Coalition for the Homeless Inc	Gordon & Schwenkmeyer Inc	8	\$7,285.95	\$6,260.95	\$0.00	85.93%
National Gay and Lesbian Task Force Inc	Share Group Inc	8	\$215,041.00	\$115,411.00	\$0.00	53.67%
<i>National Narcotic Officers Associations Coalition</i>	<i>Midwest Publishing-DN Inc</i>	8	<i>\$120,555.48</i>	<i>\$18,083.32</i>	<i>\$0.00</i>	<i>15.00%</i>
National Organization for Women Inc	Share Group Inc	8	\$713,054.00	\$319,775.00	\$0.00	44.85%
National Parks Conservation Association	Facter Direct Ltd	8	\$587,430.00	\$153,852.00	\$255,587.00	26.19%
National Parks Conservation Association	Share Group Inc	8	\$122,765.00	\$31,260.00	\$0.00	25.46%
<i>National Police Defense Foundation Inc</i>	<i>New Liberty Promotions Inc</i>	8	<i>\$357,217.63</i>	<i>\$53,582.64</i>	<i>\$0.00</i>	<i>15.00%</i>
National Right to Life Committee Inc	Infocision Management Corporation	8	\$636,431.22	\$290,170.25	\$0.00	45.59%
National Right to Life Committee Inc	MDS Communications Corporation	8	\$3,875,480.00	\$1,405,274.00	\$2,127,403.00	36.26%
<i>National Right to Life Committee Inc</i>	<i>Treasure State Development Corporation</i>	8	<i>\$106,629.00</i>	<i>\$71,441.43</i>	<i>\$0.00</i>	<i>67.00%</i>

DATA OBTAINED FROM INTERIM AND CLOSING STATEMENTS FILED BY PROFESSIONAL FUND RAISERS



CHARITABLE ORGANIZATION	PROFESSIONAL FUND RAISER	GEO. AREA	GROSS RECEIPTS	NET TO CHARITY	UNCOLLECTED PLEDGES	% TO CHARITY
National Trust for Historic Preservation in the United States	Donor Services Group LLC	8	\$1,035,480.00	\$629,214.00	\$129,309.00	60.77%
National Veterans Services Fund Inc	Bee LC	8	\$212,042.68	\$27,102.85	\$141,361.32	12.78%
National Wildlife Federation	Donor Services Group LLC	8	\$459,777.00	(\$76,665.00)	\$544,797.00	-16.67%
National Wildlife Federation	Share Group Inc	8	\$497,066.00	\$145,222.00	\$0.00	29.22%
New Jersey Symphony Orchestra	DCM Inc	8	\$38,854.00	\$15,896.50	\$0.00	40.91%
<i>Nora Lam Chinese Ministries International</i>	<i>Infocision Management Corporation</i>	8	<i>\$437,863.45</i>	<i>\$53,379.38</i>	<i>\$0.00</i>	<i>12.19%</i>
Oceana Inc	Public Interest Communications Inc	8	\$7,826.50	(\$5,651.34)	\$12,131.50	-72.21%
Operation Lookout National Center for Missing Youth	Caring People Enterprises Inc	8	\$20,996.00	\$4,799.20	\$0.00	22.86%
<i>Operation Lookout National Center for Missing Youth</i>	<i>Contract Communications Inc</i>	8	<i>\$357,217.00</i>	<i>\$53,582.00</i>	<i>\$155,885.00</i>	<i>15.00%</i>
<i>Operation Lookout National Center for Missing Youth</i>	<i>Midwest Publishing-DN Inc</i>	8	<i>\$191,006.12</i>	<i>\$28,650.92</i>	<i>\$0.00</i>	<i>15.00%</i>
<i>Our American Veterans Inc</i>	<i>All Star Productions (Messmore, Barbara)</i>	8	<i>\$9,322.00</i>	<i>\$1,864.40</i>	<i>\$4,858.00</i>	<i>20.00%</i>
Oxfam America Inc	Share Group Inc	8	\$474,630.00	\$233,933.00	\$0.00	49.29%
Oxfam America Inc	Telefund Inc	8	\$3,271.00	(\$6,338.28)	\$1,924.00	-193.77%
Papermill Playhouse	DCM Inc	8	\$120,821.00	\$54,168.00	\$0.00	44.83%
Paralyzed Veterans of America	Infocision Management Corporation	8	\$2,390.00	(\$4,031.20)	\$0.00	-168.67%
People for the American Way	Telefund Inc	8	\$509,000.00	\$185,622.22	\$139,301.00	36.47%
People for the Ethical Treatment of Animals	Share Group Inc	8	\$166,472.00	(\$30,454.00)	\$0.00	-18.29%
People for the Ethical Treatment of Animals	Telefund Inc	8	\$332,057.00	\$94,835.18	\$361,845.00	28.56%
Planetary Society	Harris Direct	8	\$16,656.00	\$10,225.40	\$10,274.00	61.39%
Population Connection	Share Group Inc	8	\$58,984.00	\$6,023.00	\$0.00	10.21%
Project Cure Inc	Bee LC	8	\$418,339.80	\$79,921.58	\$169,758.70	19.10%
Project Hope The People-To-People-Health Foundation	Factor Direct Ltd	8	\$16,891.00	(\$21,179.00)	\$57,002.00	-125.39%
Public Campaign	Share Group Inc	8	\$9,305.00	(\$1,411.00)	\$0.00	-15.16%

DATA OBTAINED FROM INTERIM AND CLOSING STATEMENTS FILED BY PROFESSIONAL FUND RAISERS

CHARITABLE ORGANIZATION	PROFESSIONAL FUND RAISER	GEO. AREA	GROSS RECEIPTS	NET TO CHARITY	UNCOLLECTED PLEDGES	% TO CHARITY
Public Citizen Foundation Inc	EARTHtel Inc	8	\$18,581.00	(\$926.12)	\$66,479.00	-4.98%
Public Citizen Foundation Inc	Telefund Inc	8	\$23,308.00	\$18,161.33	\$16,119.00	77.92%
Public Citizen Inc	Telefund Inc	8	\$118,030.00	\$10,314.13	\$106,788.00	8.74%
Rails-to-Trails Conservancy	Public Interest Communications Inc	8	\$27,647.90	\$7,545.06	\$9,597.10	27.29%
Reach Our Children Inc	Allan C Hill Productions Inc	8	\$74,114.00	\$8,893.68	\$49,409.33	12.00%
Religious Coalition for Reproductive Choice	Share Group Inc	8	\$41,903.00	\$597.00	\$0.00	1.42%
<i>Roger Wyburn-Mason &amp; Jack M Blount Foundation for Eradication of Rheumatoid Disease Inc</i>	<i>Bee LC</i>	8	<i>\$117,004.50</i>	<i>\$40,940.97</i>	<i>\$32,950.50</i>	<i>34.99%</i>
Rutherford Institute	MDS Communications Corporation	8	\$76,135.00	\$17,003.00	\$51,244.00	22.33%
<i>SADD Inc</i>	<i>Tele-Response Center Inc</i>	8	<i>\$2,125,738.75</i>	<i>\$711,970.60</i>	<i>\$1,195,728.05</i>	<i>33.49%</i>
Save the Children Federation Inc	Infocision Management Corporation	8	\$198,000.00	\$160.78	\$0.00	0.08%
<i>Sierra Club</i>	<i>EARTHtel Inc</i>	8	<i>\$791,696.40</i>	<i>\$150,756.10</i>	<i>\$500,000.00</i>	<i>19.04%</i>
<i>Sierra Club</i>	<i>Outreach Associates Inc</i>	8	<i>\$3,084,299.00</i>	<i>\$1,894,176.00</i>	<i>\$0.00</i>	<i>61.41%</i>
<i>Sierra Club</i>	<i>Telefund Inc</i>	8	<i>\$571,650.50</i>	<i>\$86,015.90</i>	<i>\$441,675.50</i>	<i>15.05%</i>
Southern Poverty Law Center Inc	Outreach Associates Inc	8	\$527,780.00	\$183,370.00	\$0.00	34.74%
Southern Poverty Law Center Inc	Share Group Inc	8	\$390,288.00	\$230,973.00	\$0.00	59.18%
Southern Poverty Law Center Inc	Telefund Inc	8	\$188,402.00	\$142,401.22	\$78,849.00	75.58%
St Huberts Giralda (St Huberts Animal Welfare Center)	MKTG TeleServices Inc	8	\$32,167.00	\$6,902.00	\$23,804.00	21.46%
Trout Unlimited Inc	Share Group Inc	8	\$106,390.00	\$41,261.00	\$0.00	38.78%
U S Olympic Committee	Infocision Management Corporation	8	\$59,053.00	\$12,254.00	\$0.00	20.75%
Union of Concerned Scientists Inc	Share Group Inc	8	\$167,200.00	\$76,199.00	\$0.00	45.57%
United States Association for United Nations High Commissioner for Refugees (UNHCR)	Facter Direct Ltd	8	\$17,084.00	(\$6,448.00)	\$35,938.00	-37.74%
United States Ski Team Foundation	Public Interest Communications Inc	8	\$126,692.00	\$68,270.52	\$0.00	53.89%

DATA OBTAINED FROM INTERIM AND CLOSING STATEMENTS FILED BY PROFESSIONAL FUND RAISERS

CHARITABLE ORGANIZATION	PROFESSIONAL FUND RAISER	GEO. AREA	GROSS RECEIPTS	NET TO CHARITY	UNCOLLECTED PLEDGES	% TO CHARITY
Vanished Children's Alliance	Heritage Company Inc (The)	8	\$1,027,149.34	\$317,532.87	\$476,662.92	30.91%
Vermont ETV Inc	ComNet Marketing Group Inc	8	\$68,861.14	\$35,983.82	\$35,748.14	52.26%
Vermont ETV Inc	Share Group Inc	8	\$157,640.00	\$65,116.00	\$0.00	41.31%
<i>Vermont Public Radio</i>	<i>ComNet Marketing Group Inc</i>	8	<i>\$31,260.00</i>	<i>\$17,306.81</i>	<i>\$20,158.87</i>	<i>55.36%</i>
Vietnam Veterans of America Foundation	Facter Direct Ltd	8	\$91,924.00	\$23,929.00	\$45,697.00	26.03%
<i>VietNow National Headquarters</i>	<i>ABC Productions (Cowan, Christopher &amp; Pitt, Terry)</i>	8	<i>\$6,895.00</i>	<i>\$1,103.20</i>	<i>\$0.00</i>	<i>16.00%</i>
<i>VietNow National Headquarters</i>	<i>Barry E Schmoyer &amp; Associates Inc</i>	8	<i>\$20,645.00</i>	<i>\$3,276.40</i>	<i>\$40,810.00</i>	<i>15.87%</i>
VietNow National Headquarters	Caring People Enterprises Inc	8	\$175,837.50	\$35,167.50	\$0.00	20.00%
VietNow National Headquarters	Municipal Marketing (Forsyth, David)	8	\$17,624.00	\$3,524.80	\$0.00	20.00%
Voice for the Children Inc	Marketing Squad Inc	8	\$101,037.00	\$15,071.00	\$0.00	14.92%
Voiture Nationale La Societe Des 40 Hommes et 8 Chevaux (2004 Promenade Nationale Convention Corp)	Heritage Company Inc (The)	8	\$126,135.00	\$26,813.75	\$56,352.00	21.26%
Wilderness Society	Share Group Inc	8	\$336,780.00	\$133,583.00	\$0.00	39.66%
<i>Wishing Well Foundation USA Inc</i>	<i>J.E.K. Marketing Inc</i>	8	<i>\$376,304.99</i>	<i>\$75,260.99</i>	<i>\$0.00</i>	<i>20.00%</i>
Women's Action for New Directions Inc	Share Group Inc	8	\$8,423.00	\$3,251.00	\$0.00	38.60%
World Society for the Protection of Animals	Infocision Management Corporation	8	\$390.00	\$0.00	\$0.00	0.00%
World Wildlife Fund Inc	Infocision Management Corporation	8	\$269,108.00	\$125,806.00	\$0.00	46.75%
World Wildlife Fund Inc	Public Interest Communications Inc	8	\$821,124.23	\$295,310.38	\$356,725.80	35.96%
World Wildlife Fund Inc	RuffaloCODY LLC	8	\$12,800.00	\$4,098.61	\$7,530.00	32.02%
<b>TOTALS</b>		<b>---</b>	<b>\$170,581,965.90</b>	<b>\$63,523,594.67</b>	<b>\$39,256,503.81</b>	<b>37.24%</b>

DATA OBTAINED FROM INTERIM AND CLOSING STATEMENTS FILED BY PROFESSIONAL FUND RAISERS

TABLE 5  
Total Retained by Charity -  
Aggregated By  
Charitable Organization  
2004 Telemarketing Campaigns

<b>CHARITABLE ORGANIZATION</b>	<b># OF CAMPAIGNS</b>	<b>GROSS RECEIPTS</b>	<b>NET TO CHARITY</b>	<b>UNCOLLECTED PLEDGES</b>	<b>% TO CHARITY</b>
Association of Graduates of the US Military Academy	2	\$1,685,625.95	\$1,535,407.10	\$1,629,725.97	91.09%
National Coalition for the Homeless Inc	1	\$7,285.95	\$6,260.95	\$0.00	85.93%
Cheektowaga Police Captains and Lieutenants Association	1	\$19,815.77	\$17,000.00	\$870.00	85.79%
NAACP Legal Defense and Educational Fund Inc	1	\$17,835.00	\$14,691.00	\$0.00	82.37%
Masters School	1	\$25,678.74	\$20,574.74	\$4,970.00	80.12%
Christian Research Institute Inc	1	\$679,322.00	\$542,605.00	\$0.00	79.87%
Rye Country Day School	1	\$30,288.00	\$23,886.00	\$3,050.00	78.86%
Center for Science in the Public Interest	1	\$9,975.00	\$7,744.00	\$19,525.00	77.63%
American Center for Law & Justice Inc	1	\$3,173,936.58	\$2,443,931.17	\$0.00	77.00%
Christian Advocates Serving Evangelism	1	\$4,350,499.24	\$3,349,884.41	\$0.00	77.00%
Carnegie Hall Society Inc	2	\$2,894,651.15	\$2,185,620.08	\$235,806.00	75.51%
Depew Police Benevolent Association Inc	1	\$19,875.00	\$15,000.00	\$1,345.00	75.47%
Riverdale Country School	1	\$3,211.00	\$2,400.00	\$825.00	74.74%
Rensselaer County Law Enforcement Association Inc	1	\$6,700.00	\$5,000.00	\$0.00	74.63%
Rochester Philharmonic Orchestra Inc	2	\$534,291.77	\$396,522.04	\$0.00	74.21%
Brady Center to Prevent Gun Violence	1	\$81,763.00	\$59,208.67	\$0.00	72.42%
New York Shakespeare Festival	1	\$145,100.00	\$104,519.00	\$0.00	72.03%
Central New York Firemens Association Inc	1	\$17,547.00	\$12,500.00	\$0.00	71.24%
Food for the Hungry Inc	1	\$321,183.00	\$219,978.00	\$87,700.00	68.49%
New York City Opera Inc	2	\$1,663,893.00	\$1,133,340.00	\$0.00	68.11%
Holt International Children's Service Inc	1	\$77,903.00	\$52,095.00	\$16,554.00	66.87%
Cooperative for Assistance and Relief Everywhere Inc (CARE)	2	\$1,526,986.52	\$1,010,077.95	\$50,207.00	66.15%
AFS USA Inc	1	\$198,614.00	\$130,493.00	\$0.00	65.70%
Philharmonic Symphony Society of New York Inc	2	\$1,194,773.00	\$782,401.57	\$39,916.00	65.49%
WXXI Public Broadcasting Council	1	\$105,745.92	\$68,742.04	\$8,053.08	65.01%

<b>CHARITABLE ORGANIZATION</b>	<b># OF CAMPAIGNS</b>	<b>GROSS RECEIPTS</b>	<b>NET TO CHARITY</b>	<b>UNCOLLECTED PLEDGES</b>	<b>% TO CHARITY</b>
Mountain Lake Public Telecommunications Council Inc (WCFE)	1	\$45,211.00	\$29,223.00	\$23,267.00	64.64%
Adirondack Council Inc	1	\$62,424.00	\$40,299.00	\$0.00	64.56%
League of Women Voters of the United States	1	\$231,386.00	\$147,754.00	\$0.00	63.86%
American Leprosy Missions Inc	1	\$82,742.00	\$52,215.00	\$21,790.00	63.11%
Boston Ballet Inc	1	\$487,612.00	\$307,439.00	\$84,377.00	63.05%
Doris Day Animal League	1	\$87,611.00	\$55,013.85	\$0.00	62.79%
Planned Parenthood Federation of America Inc	3	\$3,639,765.00	\$2,251,505.10	\$1,496,648.00	61.86%
Mercy Corps International	1	\$255,887.00	\$157,305.00	\$60,670.00	61.47%
New York State Right to Life Committee	1	\$237,193.00	\$145,666.00	\$85,779.00	61.41%
American Heart Association	1	\$1,302,052.99	\$799,266.99	\$0.00	61.39%
Planetary Society	1	\$16,656.00	\$10,225.40	\$10,274.00	61.39%
National Trust for Historic Preservation in the United States	1	\$1,035,480.00	\$629,214.00	\$129,309.00	60.77%
Lambda Legal Defense & Education Fund Inc	2	\$178,164.00	\$108,153.25	\$0.00	60.70%
Amnesty International of the USA Inc	3	\$2,307,198.17	\$1,395,794.14	\$586,589.11	60.50%
Kenmore Club Police Benevolent Association Inc	1	\$21,617.61	\$13,000.00	\$1,973.00	60.14%
Arthritis Foundation	1	\$197,153.60	\$118,367.20	\$0.00	60.04%
Food Pantries for the Capital District Inc	1	\$244,764.00	\$146,858.40	\$0.00	60.00%
Medecins Sans Frontieres USA Inc	1	\$143,254.00	\$85,952.40	\$53,918.00	60.00%
Long Island Coalition for Life Inc	1	\$67,910.00	\$40,638.00	\$16,717.00	59.84%
Christian Appalachian Project Inc	2	\$420,318.12	\$250,389.64	\$8,321.96	59.57%
WNYC Radio	2	\$465,673.00	\$276,210.73	\$161,507.00	59.31%
Life Issues Institute Inc	1	\$142,753.00	\$84,302.00	\$44,638.00	59.05%
AOPA Air Safety Foundation Inc	1	\$793,048.00	\$464,312.00	\$205,964.00	58.55%
National Audubon Society Inc	2	\$725,193.00	\$423,497.16	\$3,252.00	58.40%
New York City Ballet Inc	3	\$1,431,210.00	\$829,717.87	\$54,726.00	57.97%

<b>CHARITABLE ORGANIZATION</b>	<b># OF CAMPAIGNS</b>	<b>GROSS RECEIPTS</b>	<b>NET TO CHARITY</b>	<b>UNCOLLECTED PLEDGES</b>	<b>% TO CHARITY</b>
Buffalo Fine Arts Academy	1	\$12,449.00	\$7,179.67	\$0.00	57.67%
Gay Mens Health Crisis Inc	1	\$312,986.00	\$180,178.00	\$0.00	57.57%
Syracuse Symphony Orchestra Inc	1	\$248,231.00	\$141,929.59	\$0.00	57.18%
Brady Campaign to Prevent Gun Violence	3	\$1,286,174.00	\$735,236.03	\$159,018.00	57.16%
New York Cares Inc	1	\$125,576.70	\$71,398.42	\$310.00	56.86%
Special Olympics New York Inc	1	\$1,382,097.01	\$779,397.16	\$565,681.08	56.39%
Colonial Williamsburg Foundation	1	\$251,643.00	\$140,672.00	\$141,907.00	55.90%
Metropolitan Opera Association Inc	1	\$262,786.00	\$145,665.00	\$1,905.00	55.43%
Vermont Public Radio	1	\$31,260.00	\$17,306.81	\$20,158.87	55.36%
Amityville Fire Department	1	\$15,925.00	\$8,758.75	\$0.00	55.00%
Bethlehem Police Benevolent Association Inc	1	\$52,611.00	\$28,936.05	\$0.00	55.00%
Hunger Action Network of New York State	1	\$105,966.00	\$58,281.30	\$0.00	55.00%
Marine Corps League-Captain William Dale O'Brien Detachment	1	\$18,704.50	\$10,287.48	\$0.00	55.00%
Marine Corps League-Electric City Detachment	1	\$13,337.00	\$7,335.35	\$0.00	55.00%
Marine Corps League-Troy Detachment Inc	1	\$18,704.50	\$10,287.48	\$0.00	55.00%
Northeast Mobile Search and Rescue Inc	1	\$30,555.00	\$16,805.25	\$0.00	55.00%
Southampton Town Patrolmens Benevolent Association	1	\$50,706.00	\$27,888.30	\$0.00	55.00%
Queens College Foundation Inc	1	\$224,238.00	\$123,242.36	\$90,293.00	54.96%
Field Museum of Natural History	1	\$110,205.00	\$59,990.00	\$91,705.00	54.43%
United States Ski Team Foundation	1	\$126,692.00	\$68,270.52	\$0.00	53.89%
National Gay and Lesbian Task Force Inc	1	\$215,041.00	\$115,411.00	\$0.00	53.67%
B'nai B'rith (B'nai B'rith International)	1	\$191,164.00	\$101,530.99	\$46,781.00	53.11%
Environmental Defense Inc	3	\$744,073.36	\$391,886.31	\$0.00	52.67%
American Diabetes Association Inc	2	\$1,096,586.12	\$576,215.99	\$0.00	52.55%
NARAL Pro-Choice America	5	\$3,784,068.05	\$1,986,501.25	\$351,731.00	52.50%

<b>CHARITABLE ORGANIZATION</b>	<b># OF CAMPAIGNS</b>	<b>GROSS RECEIPTS</b>	<b>NET TO CHARITY</b>	<b>UNCOLLECTED PLEDGES</b>	<b>% TO CHARITY</b>
American Foundation for AIDS Research (AMFAR)	2	\$280,356.00	\$145,951.00	\$52,754.00	52.06%
Troy Police Benevolent and Protective Association	1	\$40,436.00	\$21,000.00	\$0.00	51.93%
National Association for the Advancement of Colored People	1	\$547,564.00	\$283,663.00	\$0.00	51.80%
American Humane Association	1	\$21,164.00	\$10,838.00	\$6,070.00	51.21%
Batavia Police Benevolent Association	1	\$17,135.00	\$8,750.00	\$1,480.00	51.07%
CNY Police Association Inc	2	\$21,024.00	\$10,724.50	\$0.00	51.01%
Riverhead Police Benevolent Association	1	\$33,625.00	\$17,148.75	\$0.00	51.00%
International Campaign for Tibet	1	\$317,450.31	\$161,713.80	\$49,505.69	50.94%
Consumers Union of United States Inc	1	\$325,413.00	\$165,439.00	\$274,008.00	50.84%
Southern Poverty Law Center Inc	3	\$1,106,470.00	\$556,744.22	\$78,849.00	50.32%
Amityville Patrolmen's Benevolent Association Inc	1	\$33,990.00	\$16,995.00	\$0.00	50.00%
Binghamton Police Benevolent Association	1	\$80,756.00	\$40,378.00	\$0.00	50.00%
Binghamton Police Supervisors Association Inc	1	\$17,315.00	\$8,657.50	\$0.00	50.00%
Chemung County Corrections Officers Local #3978	2	\$37,870.00	\$18,935.00	\$0.00	50.00%
Elmira New York Police Benevolent Association	1	\$63,547.50	\$31,773.75	\$0.00	50.00%
Fraternal Order of Police Broome County Lodge #99	1	\$8,340.00	\$4,170.00	\$0.00	50.00%
Freeport Police Benevolent Association	1	\$24,825.00	\$12,412.50	\$0.00	50.00%
Glen Cove City Police Benevolent Association Inc	1	\$34,200.00	\$17,100.00	\$0.00	50.00%
Onondaga County Deputy Sheriffs Police Association Inc	2	\$133,961.00	\$66,980.50	\$0.00	50.00%
Southern Tier Canine Association Inc	1	\$24,347.50	\$12,173.75	\$0.00	50.00%
Syracuse Police Benevolent Association	2	\$67,660.00	\$33,830.00	\$0.00	50.00%
Troy Uniformed Firefighters Association Inc	1	\$15,794.00	\$7,897.00	\$0.00	50.00%
Cicero Police Benevolent Association	2	\$19,860.00	\$9,901.75	\$0.00	49.86%
Center for Victims of Torture	1	\$70,544.00	\$35,076.00	\$0.00	49.72%
Western New York Public Broadcasting Association	1	\$172,185.00	\$83,954.58	\$56,025.00	48.76%



CHARITABLE ORGANIZATION	# OF CAMPAIGNS	GROSS RECEIPTS	NET TO CHARITY	UNCOLLECTED PLEDGES	% TO CHARITY
God's Love We Deliver Inc	1	\$78,390.00	\$38,079.00	\$0.00	48.58%
Buffalo Philharmonic Orchestra Society Inc	1	\$353,796.00	\$169,708.00	\$0.00	47.97%
Sierra Club	3	\$4,447,645.90	\$2,130,948.00	\$941,675.50	47.91%
Oxfam America Inc	2	\$477,901.00	\$227,594.72	\$1,924.00	47.62%
Legal Momentum (f/k/a NOW Legal Defense and Education Fund)	1	\$65,762.00	\$30,912.79	\$19,458.00	47.01%
Mothers Against Drunk Driving	4	\$5,386,042.31	\$2,529,414.09	\$2,141,706.47	46.96%
Chesapeake Bay Foundation Inc	1	\$248,553.00	\$114,032.00	\$0.00	45.88%
International Rescue Committee Inc	4	\$547,237.40	\$251,090.70	\$413,634.60	45.88%
Planned Parenthood Action Fund Inc	3	\$1,192,974.00	\$546,751.77	\$745,462.00	45.83%
East Syracuse Police Benevolent Association	2	\$30,545.00	\$13,971.20	\$0.00	45.74%
Union of Concerned Scientists Inc	1	\$167,200.00	\$76,199.00	\$0.00	45.57%
Earthjustice	2	\$329,222.00	\$148,953.65	\$58,291.00	45.24%
Bread for the World Inc	1	\$293,764.00	\$132,557.00	\$0.00	45.12%
Cohoes Police Officers Union Inc	1	\$16,483.00	\$7,417.35	\$0.00	45.00%
Deputies Association of the County of Steuben	1	\$58,690.00	\$26,410.50	\$0.00	45.00%
Glenville Police Benevolent Association	1	\$38,706.00	\$17,417.70	\$0.00	45.00%
Horseheads Police Benevolent Association	1	\$57,122.00	\$25,704.90	\$0.00	45.00%
Saratoga County Deputy Sheriffs PBA	1	\$56,734.33	\$25,530.45	\$0.00	45.00%
Solvay Police Benevolent Association Inc	1	\$20,845.00	\$9,380.25	\$0.00	45.00%
Stop the Violence Inc	1	\$27,405.00	\$12,332.25	\$0.00	45.00%
Watkins Glen Police Benevolent Association	1	\$32,295.00	\$14,532.75	\$0.00	45.00%
National Organization for Women Inc	1	\$713,054.00	\$319,775.00	\$0.00	44.85%
Papermill Playhouse	1	\$120,821.00	\$54,168.00	\$0.00	44.83%
Vermont ETV Inc	2	\$226,501.14	\$101,099.82	\$35,748.14	44.64%
Empire State College Foundation	1	\$100,350.00	\$44,012.00	\$54,639.00	43.86%

<b>CHARITABLE ORGANIZATION</b>	<b># OF CAMPAIGNS</b>	<b>GROSS RECEIPTS</b>	<b>NET TO CHARITY</b>	<b>UNCOLLECTED PLEDGES</b>	<b>% TO CHARITY</b>
Jane Goodall Institute for Wildlife Research Education and Conservation	2	\$300,631.00	\$128,744.00	\$0.00	42.82%
Alliance Defense Fund	1	\$275.00	\$115.50	\$0.00	42.00%
Cayuga County Deputy Sheriff's Benevolent Association	2	\$83,122.50	\$34,911.45	\$0.00	42.00%
Chemung County Deputy Sheriffs Association	1	\$58,493.00	\$24,567.06	\$0.00	42.00%
Croton Police Association	1	\$50,504.00	\$21,211.68	\$0.00	42.00%
Public Broadcasting Council of Central NY Inc (WCNY)	1	\$65,151.00	\$27,259.39	\$0.00	41.84%
Appalachian Mountain Club	1	\$267,408.00	\$111,494.00	\$0.00	41.69%
National Children's Cancer Society Inc	1	\$3,224,687.11	\$1,339,698.66	\$1,200,406.29	41.55%
Multiple Sclerosis Association of America	2	\$6,160,913.89	\$2,554,337.89	\$1,270,823.11	41.46%
Concerned Women for America	1	\$1,845,856.00	\$762,404.00	\$696,671.00	41.30%
Public Citizen Foundation Inc	2	\$41,889.00	\$17,235.21	\$82,598.00	41.15%
Niskayuna Police Benevolent Association	1	\$71,529.00	\$29,325.24	\$0.00	41.00%
New Jersey Symphony Orchestra	1	\$38,854.00	\$15,896.50	\$0.00	40.91%
United States Fund for UNICEF	2	\$573,214.00	\$232,964.00	\$223,393.00	40.64%
Connecticut Public Broadcasting Inc	3	\$237,455.00	\$96,241.00	\$0.00	40.53%
Sullivan County Patrolmans Benevolent Association	1	\$16,257.00	\$6,507.00	\$0.00	40.03%
Auburn Police Local #195	1	\$71,285.00	\$28,514.00	\$0.00	40.00%
City of White Plains Police Benevolent Association	1	\$90,195.00	\$36,078.00	\$0.00	40.00%
Groton Police Benevolent Association	1	\$13,637.50	\$5,455.00	\$0.00	40.00%
McLean Fire Department Inc	1	\$17,230.00	\$6,892.00	\$0.00	40.00%
Patrolmen's Benevolent Association of Long Beach New York Inc	1	\$45,935.00	\$18,374.00	\$0.00	40.00%
Suffolk County Deputy Sheriff's Benevolent Association	1	\$49,175.00	\$19,670.00	\$0.00	40.00%
Suffolk County Police Memorial Fund Inc	1	\$99,388.00	\$39,755.00	\$0.00	40.00%
Westchester Legionnaire Inc	1	\$34,523.00	\$13,809.20	\$0.00	40.00%
Wilderness Society	1	\$336,780.00	\$133,583.00	\$0.00	39.66%

<b>CHARITABLE ORGANIZATION</b>	<b># OF CAMPAIGNS</b>	<b>GROSS RECEIPTS</b>	<b>NET TO CHARITY</b>	<b>UNCOLLECTED PLEDGES</b>	<b>% TO CHARITY</b>
Hudson Valley Volunteer Firemens Association	1	\$30,892.40	\$12,000.00	\$0.00	38.84%
Court Officers Benevolent Association of Nassau County	1	\$70,430.00	\$27,314.50	\$0.00	38.78%
Trout Unlimited Inc	1	\$106,390.00	\$41,261.00	\$0.00	38.78%
John E Creedon Police Benevolent Association of Utica NY Inc	1	\$141,935.00	\$55,030.00	\$0.00	38.77%
Women's Action for New Directions Inc	1	\$8,423.00	\$3,251.00	\$0.00	38.60%
New York State Tenants & Neighbors Coalition Inc	1	\$153,764.47	\$59,281.28	\$0.00	38.55%
World Wildlife Fund Inc	3	\$1,103,032.23	\$425,214.99	\$364,255.80	38.55%
National Right to Life Committee Inc	3	\$4,618,540.22	\$1,766,885.68	\$2,127,403.00	38.26%
Elmira Heights Police Benevolent Association Inc	1	\$44,853.00	\$17,044.14	\$0.00	38.00%
Endicott Police Benevolent Association Inc	1	\$30,153.00	\$11,458.14	\$0.00	38.00%
Oneonta Police Benevolent Association	1	\$42,654.00	\$16,208.52	\$0.00	38.00%
Policemen's Benevolent Association of Westchester County Inc	1	\$111,550.00	\$42,389.00	\$0.00	38.00%
Vestal Police Benevolent Association Inc	1	\$55,285.00	\$21,008.30	\$0.00	38.00%
American Society for the Prevention of Cruelty to Animals	5	\$1,387,896.95	\$522,201.19	\$390,218.00	37.63%
Elsmere Fire Company A Inc	1	\$46,610.00	\$17,500.00	\$0.00	37.55%
American Rivers Inc	1	\$69,593.00	\$26,000.00	\$0.00	37.36%
WSKG Public Telecommunications Council	1	\$71,508.64	\$26,664.02	\$6,868.40	37.29%
Rockland County Patrolmen's Benevolent Association Inc	1	\$150,131.00	\$55,891.25	\$0.00	37.23%
Adirondack Historical Association (Adirondack Museum)	1	\$47,510.00	\$17,594.79	\$18,775.00	37.03%
Betty Ford Center at Eisenhower	1	\$110,560.75	\$40,925.75	\$0.00	37.02%
Spring Valley Policemens Benevolent Association	1	\$33,592.00	\$12,429.04	\$0.00	37.00%
Town of Saugerties Police Benevolent Association	1	\$27,015.00	\$9,995.55	\$0.00	37.00%
American Institute for Cancer Research	1	\$991,893.46	\$365,215.87	\$0.00	36.82%
People for the American Way	1	\$509,000.00	\$185,622.22	\$139,301.00	36.47%
Amsterdam Police Benevolent Association	1	\$32,176.00	\$11,662.00	\$815.00	36.24%

<b>CHARITABLE ORGANIZATION</b>	<b># OF CAMPAIGNS</b>	<b>GROSS RECEIPTS</b>	<b>NET TO CHARITY</b>	<b>UNCOLLECTED PLEDGES</b>	<b>% TO CHARITY</b>
Schuyler County Deputy Sheriffs Association Inc	1	\$72,022.00	\$25,927.92	\$0.00	36.00%
Town of Fallsburg Police Benevolent Association	1	\$15,432.00	\$5,500.00	\$0.00	35.64%
Correction Officers Benevolent Association of Rockland County Inc	1	\$78,002.00	\$27,482.20	\$0.00	35.23%
Aeneas McDonald Police Benevolent Association	1	\$67,934.00	\$23,776.90	\$0.00	35.00%
Albany County Deputy Sheriffs Police Benevolent Association	1	\$16,252.00	\$5,688.20	\$0.00	35.00%
Allegany County Deputy Sheriffs Association	1	\$51,687.27	\$18,090.54	\$0.00	35.00%
Bath Police Benevolent Association	2	\$57,867.00	\$20,253.45	\$0.00	35.00%
Central Square Recreation Baseball League Inc	1	\$27,380.00	\$9,583.00	\$0.00	35.00%
Fulton Police Benevolent Association	1	\$35,984.00	\$12,594.40	\$0.00	35.00%
Lake City Police Club	1	\$49,607.00	\$17,362.45	\$0.00	35.00%
Niagara Falls Police Club Inc	1	\$65,744.00	\$23,010.40	\$0.00	35.00%
Norwich Police Benevolent Association	1	\$43,049.00	\$15,067.15	\$0.00	35.00%
Owego Police Benevolent Association	1	\$16,975.00	\$5,941.25	\$0.00	35.00%
Police Association of the City of Mount Vernon Inc	1	\$46,177.00	\$16,162.00	\$0.00	35.00%
Rockland County Sheriff's Deputies Association Inc	1	\$139,649.25	\$48,877.24	\$0.00	35.00%
Suffolk County Detectives Association Inc	1	\$176,756.00	\$61,865.00	\$0.00	35.00%
Ulster County Shields	2	\$37,477.00	\$13,116.95	\$0.00	35.00%
Ulster County Volunteer Firemen's Association	1	\$11,817.00	\$4,135.95	\$0.00	35.00%
Uniformed Fire Fighters Association of the City of Mt Vernon NY Inc	1	\$71,540.00	\$25,039.00	\$0.00	35.00%
Village of Hammondsport Police Benevolent Association	1	\$15,027.00	\$5,259.45	\$0.00	35.00%
Yonkers Police Captain's, Lieutenant's & Sergeant's Benevolent Association	1	\$97,751.00	\$34,212.85	\$0.00	35.00%
Roger Wyburn-Mason & Jack M Blount Foundation for Eradication of Rheumatoid Disease Inc	1	\$117,004.50	\$40,940.97	\$32,950.50	34.99%
Tigris Temple AAONMS	1	\$14,290.00	\$5,000.00	\$0.00	34.99%
Suffolk County Detective Investigators Police Benevolent Association	1	\$104,640.00	\$36,436.00	\$0.00	34.82%

<b>CHARITABLE ORGANIZATION</b>	<b># OF CAMPAIGNS</b>	<b>GROSS RECEIPTS</b>	<b>NET TO CHARITY</b>	<b>UNCOLLECTED PLEDGES</b>	<b>% TO CHARITY</b>
Enlisted Association of the New York National Guard	1	\$40,856.00	\$14,220.31	\$43,336.00	34.81%
Anti-Defamation League of B'nai B'rith	2	\$977,358.00	\$336,746.00	\$515,076.00	34.45%
Colonie Police Benevolent Association Inc	1	\$76,414.00	\$25,768.95	\$0.00	33.72%
SADD Inc	1	\$2,125,738.75	\$711,970.60	\$1,195,728.05	33.49%
Schenectady County Sheriffs Benevolent Association	2	\$255,895.50	\$83,482.80	\$0.00	32.62%
Buffalo Police Benevolent Association Inc	2	\$273,247.00	\$89,074.00	\$0.00	32.60%
Natural Resources Defense Council Inc	1	\$747,333.00	\$242,620.00	\$329,512.00	32.46%
Police Athletic League of Yonkers Foundation Inc	1	\$212,525.00	\$68,757.50	\$0.00	32.35%
Scarsdale Patrolmens Benevolent Association	1	\$225,286.00	\$72,586.00	\$0.00	32.22%
Ziyara Temple AAONMS	1	\$133,332.00	\$42,674.30	\$0.00	32.01%
Badge and Shield Club Inc	1	\$115,837.00	\$37,068.00	\$0.00	32.00%
National Federation of the Blind of New York State Inc	1	\$97,869.00	\$31,318.08	\$0.00	32.00%
Crime Prevention Association of Western New York Inc	1	\$16,105.07	\$5,049.20	\$0.00	31.35%
Mt Kisco Police Benevolent Association	1	\$80,720.00	\$25,000.00	\$0.00	30.97%
Vanished Children's Alliance	1	\$1,027,149.34	\$317,532.87	\$476,662.92	30.91%
New York and Presbyterian Hospital	2	\$724,945.00	\$222,595.73	\$0.00	30.71%
Cheektowaga Police Club Inc	1	\$45,370.00	\$13,850.00	\$3,125.00	30.53%
Glens Falls Police Benevolent Association	1	\$31,584.00	\$9,598.50	\$0.00	30.39%
Mattydale Liverpool North Syracuse Vikings Inc	1	\$18,645.00	\$5,660.50	\$0.00	30.36%
Police Officer Defense Fund of New York State Inc	1	\$79,756.00	\$24,000.00	\$0.00	30.09%
Broome County Humane Society and Relief Association	1	\$67,505.77	\$20,251.73	\$27,670.00	30.00%
Cayuga Club Police Benevolent Association Inc	1	\$57,710.00	\$17,314.00	\$0.00	30.00%
Chemung County Emergency Protective Inc	1	\$9,895.00	\$2,968.50	\$0.00	30.00%
Cornerstone Soup Kitchen & Food Pantry Inc	1	\$193,273.00	\$57,981.90	\$0.00	30.00%
Eastchester Police Benevolent Association	1	\$60,390.00	\$18,117.00	\$0.00	30.00%

<b>CHARITABLE ORGANIZATION</b>	<b># OF CAMPAIGNS</b>	<b>GROSS RECEIPTS</b>	<b>NET TO CHARITY</b>	<b>UNCOLLECTED PLEDGES</b>	<b>% TO CHARITY</b>
Greenburgh Uniformed Firefighters Association Inc	1	\$61,085.00	\$18,325.50	\$550.00	30.00%
Herkimer County Sheriffs Department Association Inc	1	\$15,329.00	\$4,598.70	\$0.00	30.00%
Judges and Police Executive Conference of Erie County NY Inc	1	\$73,880.00	\$22,164.00	\$0.00	30.00%
Lake Mohegan Professional Fire Fighters Association Inc	1	\$35,290.00	\$10,587.00	\$400.00	30.00%
Lynbrook Police Benevolent Association	1	\$65,502.00	\$19,650.60	\$0.00	30.00%
New York State Association of Chiefs of Police	1	\$436,191.00	\$130,857.00	\$0.00	30.00%
New York State Court Clerks Association	1	\$82,605.00	\$24,781.50	\$0.00	30.00%
Poughkeepsie Police Athletic League Inc	1	\$28,965.00	\$8,689.50	\$0.00	30.00%
Putnam County Volunteer Firemens Association	1	\$70,554.50	\$21,166.35	\$0.00	30.00%
Rensselaer County Deputy Sheriffs Police Benevolent Association	1	\$69,310.00	\$20,793.00	\$0.00	30.00%
Scotia Patrolmens Benevolent Association Inc	2	\$72,953.50	\$21,886.05	\$0.00	30.00%
South Glens Falls Police Benevolent Association	1	\$13,490.00	\$4,047.00	\$0.00	30.00%
Supplemental Food Providers Inc	1	\$32,111.00	\$9,633.30	\$0.00	30.00%
Town of Mt Pleasant Policemen's Benevolent Association	1	\$64,260.00	\$19,278.00	\$500.00	30.00%
Town Police Fraternity Inc	1	\$41,890.00	\$12,567.00	\$0.00	30.00%
Uniform Firefighters of Cohoes	1	\$7,295.00	\$2,188.50	\$0.00	30.00%
Uniformed Fire Fighters Association of the City of New Rochelle	1	\$68,840.00	\$20,652.00	\$100.00	30.00%
Village of Hempstead Police Activity League	1	\$31,517.00	\$9,455.10	\$0.00	30.00%
Western New York Volunteer Firemens Association	1	\$91,352.50	\$27,405.75	\$0.00	30.00%
Declaration Alliance	1	\$79,788.00	\$23,786.00	\$39,501.00	29.81%
Massachusetts Society for the Prevention of Cruelty to Animals	1	\$109,068.00	\$32,309.00	\$0.00	29.62%
Suffolk County Police Athletic League Inc	2	\$444,003.00	\$131,198.00	\$0.00	29.55%
Franklin County Deputy Sheriff's Association	1	\$47,470.20	\$14,000.00	\$0.00	29.49%
Nassau Police Conference Inc	1	\$432,554.50	\$125,200.00	\$0.00	28.94%
Greenpeace Inc	2	\$239,039.00	\$68,476.00	\$281,698.00	28.65%

<b>CHARITABLE ORGANIZATION</b>	<b># OF CAMPAIGNS</b>	<b>GROSS RECEIPTS</b>	<b>NET TO CHARITY</b>	<b>UNCOLLECTED PLEDGES</b>	<b>% TO CHARITY</b>
New York State Union of Police Associations Inc	1	\$504,216.00	\$143,990.00	\$0.00	28.56%
Town of Wallkill Volunteer Ambulance Corps Inc	1	\$31,671.00	\$9,003.00	\$0.00	28.43%
New York Vietnam Veterans Foundation Inc	1	\$208,992.00	\$59,053.00	\$0.00	28.26%
Gay & Lesbian Alliance Against Defamation Inc (GLADD)	2	\$133,799.00	\$37,706.46	\$8,847.00	28.18%
Empire State Association of the Deaf Inc	1	\$28,410.18	\$8,000.00	\$24,548.00	28.16%
Kingston Police Gold Shield Society	1	\$50,212.50	\$14,059.50	\$0.00	28.00%
National Aquarium in Baltimore Inc	1	\$155,088.41	\$43,423.64	\$212,258.51	28.00%
Police Athletic Team of Suffolk County Inc	1	\$75,854.00	\$21,239.00	\$0.00	28.00%
Children's Wish Foundation International Inc	2	\$7,649,820.01	\$2,121,014.75	\$6,170,015.96	27.73%
Co-op America Foundation Inc	1	\$115,029.00	\$31,733.00	\$0.00	27.59%
Peekskill Police Association	1	\$76,279.00	\$21,000.00	\$0.00	27.53%
Human Rights Campaign Inc	2	\$2,031,516.61	\$555,053.62	\$791,728.39	27.32%
Rails-to-Trails Conservancy	1	\$27,647.90	\$7,545.06	\$9,597.10	27.29%
Philip S McDonald Police Benevolent Association	1	\$67,416.62	\$18,333.00	\$0.00	27.19%
Lakewood Police Benevolent Association	1	\$30,940.00	\$8,391.25	\$0.00	27.12%
Saratoga County Deputy Sheriffs Benevolent Association	1	\$165,613.09	\$44,715.53	\$0.00	27.00%
NYST Benefit Fund Inc	1	\$626,267.27	\$168,903.50	\$0.00	26.97%
American Association of the Deaf-Blind	1	\$1,455,940.12	\$392,214.05	\$596,096.46	26.94%
Greece Police Gold Badge Club	1	\$103,766.42	\$27,500.00	\$0.00	26.50%
International Fellowship of Christians and Jews Inc	1	\$249,552.71	\$66,009.92	\$0.00	26.45%
Oneida County Volunteer Firemens Association Inc	1	\$57,616.27	\$15,177.25	\$45,000.00	26.34%
Niagara Falls New York Police Athletic League	2	\$190,747.00	\$49,965.00	\$0.00	26.19%
New York State Park Police PBA Inc	2	\$124,129.00	\$32,483.25	\$0.00	26.17%
Suffolk County Police Conference Inc	2	\$107,461.00	\$28,038.30	\$0.00	26.09%
National Parks Conservation Association	2	\$710,195.00	\$185,112.00	\$255,587.00	26.07%

<b>CHARITABLE ORGANIZATION</b>	<b># OF CAMPAIGNS</b>	<b>GROSS RECEIPTS</b>	<b>NET TO CHARITY</b>	<b>UNCOLLECTED PLEDGES</b>	<b>% TO CHARITY</b>
Vietnam Veterans of America Foundation	1	\$91,924.00	\$23,929.00	\$45,697.00	26.03%
Oriental Temple AAONMS	1	\$173,127.00	\$44,560.50	\$0.00	25.74%
South Lockport Fire Company Inc	1	\$50,229.00	\$12,838.00	\$0.00	25.56%
Albion Emergency Squad Inc	1	\$38,030.00	\$9,689.00	\$0.00	25.48%
Lighthouse International	1	\$63,222.00	\$15,930.00	\$0.00	25.20%
Schenectady Patrolmens Benevolent Association	1	\$119,975.00	\$30,218.75	\$0.00	25.19%
Knights of Columbus-Monsignor Delaney Council #5983	1	\$17,350.00	\$4,348.00	\$0.00	25.06%
Warren County Deputy Sheriffs Benevolent Association	1	\$112,549.00	\$28,187.25	\$0.00	25.04%
Long Island State Park Police Benevolent Association	1	\$379,784.00	\$95,045.00	\$0.00	25.03%
Cyprus Temple of the AAONMS of Albany New York	2	\$110,413.00	\$27,603.25	\$0.00	25.00%
Dazzle School of Visual and Performing Arts Inc	1	\$64,578.00	\$16,144.50	\$0.00	25.00%
Eastridge Kiwanis Charitable Foundation Inc	1	\$64,747.00	\$16,187.00	\$0.00	25.00%
Green Acres of Rochester NY Inc	1	\$244,453.00	\$61,113.00	\$0.00	25.00%
Hempstead Police Benevolent Association Inc	1	\$252,235.00	\$63,058.75	\$0.00	25.00%
Ismailia Temple AAONMS	1	\$9,350.00	\$2,337.50	\$0.00	25.00%
Kingston Police Benevolent Association	1	\$69,905.00	\$17,476.00	\$0.00	25.00%
Kiwanis Club of Rochester NY Inc	1	\$88,610.00	\$22,152.00	\$0.00	25.00%
New York State Corrections Emerald Society	1	\$12,484.00	\$3,121.00	\$0.00	25.00%
Niagara County Deputy Sheriff's Association	1	\$128,940.00	\$32,235.00	\$0.00	25.00%
Southside Cyclones Football Club Inc	1	\$35,428.00	\$8,857.00	\$0.00	25.00%
Town of Newburgh Policemen's Benevolent Association	1	\$95,897.50	\$23,974.37	\$0.00	25.00%
Traditional Chinese Medicine World Foundation Inc	1	\$70,882.00	\$17,720.00	\$0.00	25.00%
Vietnam Veterans of America-Chapter #82 Hicksville NY	1	\$25,150.00	\$6,288.00	\$0.00	25.00%
Police Captains & Lieutenants Association of Erie County	1	\$80,516.50	\$20,000.00	\$0.00	24.84%
Miracle Flights for Kids	1	\$1,415,925.11	\$340,139.13	\$974,758.66	24.02%



CHARITABLE ORGANIZATION	# OF CAMPAIGNS	GROSS RECEIPTS	NET TO CHARITY	UNCOLLECTED PLEDGES	% TO CHARITY
Epilepsy Foundation of America	1	\$142,317.37	\$34,068.21	\$0.00	23.94%
Police Conference of New York Inc	2	\$686,500.54	\$162,718.50	\$1,002,535.46	23.70%
Albany County Sheriff's Union #775 AFSCME	1	\$171,521.43	\$40,000.00	\$0.00	23.32%
Fraternal Order of Police Empire State Lodge Inc	1	\$3,559,053.00	\$822,565.00	\$0.00	23.11%
Marine Corps League-Huntington Long Island Detachment	1	\$233,938.50	\$53,928.50	\$0.00	23.05%
Sheriff's Silver Star Association Inc	1	\$122,515.00	\$28,178.45	\$0.00	23.00%
Children International	2	\$151,835.00	\$34,834.40	\$0.00	22.94%
WMHT Educational Telecommunications Inc	1	\$59,593.00	\$13,583.81	\$19,784.00	22.79%
Rutherford Institute	1	\$76,135.00	\$17,003.00	\$51,244.00	22.33%
United States Police Canine Association/Region #7	1	\$236,925.11	\$52,123.52	\$0.00	22.00%
Vietnam Veterans of America-Chapter #11 Suffolk NY Inc	1	\$63,339.00	\$13,934.58	\$0.00	22.00%
World Jewish Congress American Section Inc	1	\$128,235.00	\$28,167.00	\$141,791.00	21.97%
Disabled Veterans of America Inc-PFC Salvatore J Armato	1	\$2,103.00	\$461.00	\$0.00	21.92%
Montgomery County Deputy Sheriffs Association	1	\$34,370.00	\$7,500.00	\$0.00	21.82%
Playwrights Horizons Inc	1	\$41,013.00	\$8,812.20	\$0.00	21.49%
St Huberts Giralda (St Huberts Animal Welfare Center)	1	\$32,167.00	\$6,902.00	\$23,804.00	21.46%
Voiture Nationale La Societe Des 40 Hommes et 8 Chevaux (2004 Promenade Nationale Convention Corp)	1	\$126,135.00	\$26,813.75	\$56,352.00	21.26%
Deputy Sheriff's Benevolent Association of Onondaga County Inc	1	\$147,074.00	\$30,993.16	\$0.00	21.07%
Hope Cancer Fund	3	\$121,208.11	\$25,326.52	\$1,840.00	20.90%
U S Olympic Committee	1	\$59,053.00	\$12,254.00	\$0.00	20.75%
American Council of the Blind Inc	2	\$656,094.98	\$135,996.00	\$306,003.70	20.73%
New York Law Enforcement Association Inc	1	\$119,674.00	\$24,635.18	\$0.00	20.59%
Defeat Diabetes Foundation Inc	4	\$351,312.97	\$71,852.94	\$10,100.00	20.45%
Defenders of Wildlife Inc	2	\$637,110.00	\$130,256.20	\$33,418.00	20.44%

<b>CHARITABLE ORGANIZATION</b>	<b># OF CAMPAIGNS</b>	<b>GROSS RECEIPTS</b>	<b>NET TO CHARITY</b>	<b>UNCOLLECTED PLEDGES</b>	<b>% TO CHARITY</b>
VFW of the United States-Suffolk County Chapter	1	\$152,353.00	\$30,871.00	\$0.00	20.26%
Johnstown Police Benevolent Association	1	\$49,486.60	\$10,000.00	\$0.00	20.21%
Uniformed Professional Fire Fighters Association Tonawanda NY	1	\$22,332.00	\$4,500.00	\$0.00	20.15%
VFW of the United States-Nassau County Council	1	\$138,239.00	\$27,772.00	\$0.00	20.09%
A Child's Fondest Wish Inc	1	\$23,100.00	\$4,620.00	\$8,210.00	20.00%
AIDS Rochester Inc	1	\$170,916.00	\$34,183.00	\$0.00	20.00%
American Association of State Troopers Inc	1	\$705,905.91	\$141,181.18	\$50,000.00	20.00%
American Foundation for Disabled Children Inc	1	\$11,100.00	\$2,220.00	\$0.00	20.00%
Bi-County Helpline for Abuse Against Women & Children	1	\$162,648.00	\$32,529.60	\$0.00	20.00%
Breast Cancer Assistance Fund	1	\$21,470.00	\$4,294.00	\$9,500.00	20.00%
Children's Cancer Assistance Network	1	\$89,256.00	\$17,851.20	\$0.00	20.00%
Children's Charity Fund Inc	4	\$178,916.42	\$35,783.29	\$1,850.00	20.00%
Coalition Against Breast Cancer Inc	1	\$728,866.00	\$145,775.00	\$0.00	20.00%
Dutchess County Correction Officers Benevolent Association	1	\$118,439.00	\$23,687.80	\$0.00	20.00%
Jefferson County Deputy Sheriff Association	1	\$91,440.00	\$18,288.00	\$0.00	20.00%
Manor Park Seniors Ltd	1	\$37,747.00	\$7,550.00	\$0.00	20.00%
Middletown Fire Police	1	\$52,100.00	\$10,420.60	\$0.00	20.00%
Middletown NY Police Benevolent Association	1	\$79,883.50	\$15,976.70	\$0.00	20.00%
New York State Crime Prevention Coalition Inc	1	\$623.00	\$124.60	\$0.00	20.00%
North Greece Fire Fighters Association Local #3827 IAFF AFL CIO Inc	1	\$29,212.50	\$5,842.50	\$0.00	20.00%
Northern New York Volunteer Firemens Association Inc	1	\$112,518.14	\$22,503.63	\$0.00	20.00%
Orange County K-9 Association Inc	1	\$83,132.06	\$16,626.41	\$0.00	20.00%
Our American Veterans Inc	1	\$9,322.00	\$1,864.40	\$4,858.00	20.00%
Parents of Retarded Children Camp Fund Inc	1	\$302,035.00	\$60,407.00	\$0.00	20.00%

<b>CHARITABLE ORGANIZATION</b>	<b># OF CAMPAIGNS</b>	<b>GROSS RECEIPTS</b>	<b>NET TO CHARITY</b>	<b>UNCOLLECTED PLEDGES</b>	<b>% TO CHARITY</b>
Perry F Barrett Police Club (Salamanca Police Club)	2	\$104,689.00	\$20,937.80	\$0.00	20.00%
Sober Driving Society Inc	1	\$25,853.00	\$5,170.60	\$0.00	20.00%
Suffolk County Veteran Halfway House Project Inc	1	\$72,110.00	\$14,422.00	\$0.00	20.00%
Ulster County Correction Officers Benevolent Association	1	\$72,894.00	\$14,578.80	\$0.00	20.00%
Ulster County Sheriff's Employees Association	1	\$89,203.00	\$17,840.60	\$0.00	20.00%
United Breast Cancer Foundation	1	\$78,713.00	\$15,742.60	\$0.00	20.00%
Watertown Police Benevolent Association	1	\$91,313.00	\$18,262.60	\$0.00	20.00%
Wishing Well Foundation USA Inc	1	\$376,304.99	\$75,260.99	\$0.00	20.00%
VietNow National Headquarters	4	\$221,001.50	\$43,071.90	\$40,810.00	19.49%
America's Athletes With Disabilities Inc	2	\$806,568.36	\$156,397.02	\$450,986.24	19.39%
Project Cure Inc	1	\$418,339.80	\$79,921.58	\$169,758.70	19.10%
Cancer Recovery Foundation of America	2	\$1,985,406.00	\$377,914.00	\$1,128,515.00	19.03%
Foundation for National Progress	1	\$106,026.00	\$19,883.80	\$30,551.00	18.75%
North Tonawanda Policemen Benevolent Association Inc	1	\$35,568.00	\$6,580.09	\$0.00	18.50%
Heart Support of America Inc	1	\$199,496.34	\$36,768.52	\$72,693.66	18.43%
Media Shrine Temple	1	\$94,332.55	\$17,070.40	\$5,500.00	18.10%
Patrolmen's Benevolent Association of Newburgh NY Inc	1	\$26,730.50	\$4,811.59	\$0.00	18.00%
National Caregiving Foundation	1	\$2,047,532.00	\$364,000.00	\$964,093.00	17.78%
Multiple Sclerosis Foundation Inc	1	\$48,632.00	\$8,594.65	\$40,037.35	17.67%
Fishkill Police Cadets Boy Scouts of America Post EP-49 (Town of Fishkill Police Cadets-Post EP-49)	1	\$48,407.00	\$8,229.19	\$0.00	17.00%
Haverstraw Police Athletic League Inc	1	\$98,664.45	\$16,772.96	\$0.00	17.00%
New York State Deputies Association Inc	1	\$283,650.55	\$48,220.59	\$0.00	17.00%
Village of Fishkill Police Benevolent Association	1	\$58,690.00	\$9,977.30	\$0.00	17.00%
Childhood Leukemia Foundation Inc	1	\$529,315.00	\$88,643.00	\$0.00	16.75%

<b>CHARITABLE ORGANIZATION</b>	<b># OF CAMPAIGNS</b>	<b>GROSS RECEIPTS</b>	<b>NET TO CHARITY</b>	<b>UNCOLLECTED PLEDGES</b>	<b>% TO CHARITY</b>
American Farmland Trust	1	\$95,305.00	\$15,895.00	\$0.00	16.68%
Interfaith Alliance Inc	2	\$604,166.00	\$98,295.00	\$375,016.00	16.27%
Association of Fire Police of St Lawrence County	1	\$31,644.00	\$5,067.10	\$0.00	16.01%
New York Police Chiefs Benevolent Association Inc (f/k/a New York State Police Chiefs Benevolent Association Inc)	1	\$1,370,595.07	\$219,295.21	\$0.00	16.00%
New York State Association of PBA's Inc	5	\$2,444,555.39	\$389,123.32	\$0.00	15.92%
Operation Lookout National Center for Missing Youth	3	\$569,219.12	\$87,032.12	\$155,885.00	15.29%
American Breast Cancer Foundation Inc	1	\$63,468.00	\$9,520.20	\$0.00	15.00%
American Legion Convention Corporation of Erie County New York 2004	1	\$453,367.00	\$68,005.00	\$0.00	15.00%
Greater Rochester Junior Chamber of Commerce Inc	1	\$165,188.00	\$24,778.00	\$0.00	15.00%
Little Heroes Foundation	1	\$387,658.00	\$58,149.00	\$98,557.00	15.00%
National Narcotic Officers Associations Coalition	1	\$120,555.48	\$18,083.32	\$0.00	15.00%
National Police Defense Foundation Inc	1	\$357,217.63	\$53,582.64	\$0.00	15.00%
New York State Crime Stoppers Inc	2	\$27,274.22	\$4,091.13	\$0.00	15.00%
New York State Jaycees Inc	1	\$145,059.00	\$21,759.00	\$0.00	15.00%
New York Veteran Police Association Inc	1	\$267,905.00	\$40,185.75	\$283,185.00	15.00%
Retired Police Association of the State of New York Inc	1	\$51,563.00	\$7,734.45	\$0.00	15.00%
Village of Montgomery Police Benevolent Association Inc	1	\$28,476.00	\$4,271.40	\$0.00	15.00%
VFW of the United States-Department of New York	2	\$419,407.00	\$62,701.40	\$0.00	14.95%
Voice for the Children Inc	1	\$101,037.00	\$15,071.00	\$0.00	14.92%
Junior Police Academy	1	\$70,267.00	\$10,252.05	\$2,040.00	14.59%
National Association of Veteran Police Officers	1	\$74,929.00	\$10,640.70	\$4,339.80	14.20%
Fire Victims Charitable Foundation Inc	1	\$4,127,354.00	\$573,438.00	\$0.00	13.89%
Erie County Association of Chiefs of Police Inc	1	\$117,969.50	\$16,000.00	\$0.00	13.56%
People for the Ethical Treatment of Animals	2	\$498,529.00	\$64,381.18	\$361,845.00	12.91%

<b>CHARITABLE ORGANIZATION</b>	<b># OF CAMPAIGNS</b>	<b>GROSS RECEIPTS</b>	<b>NET TO CHARITY</b>	<b>UNCOLLECTED PLEDGES</b>	<b>% TO CHARITY</b>
National Veterans Services Fund Inc	1	\$212,042.68	\$27,102.85	\$141,361.32	12.78%
Troopers Historic Association of New York Inc	1	\$145,369.11	\$18,536.91	\$0.00	12.75%
National Organization for Women New York State Inc	1	\$565,521.39	\$71,273.72	\$515.00	12.60%
Disabled Veterans Associations	1	\$1,950,653.00	\$243,993.00	\$0.00	12.51%
Nora Lam Chinese Ministries International	1	\$437,863.45	\$53,379.38	\$0.00	12.19%
Cancer Fund of America Inc	3	\$4,137,859.94	\$499,207.06	\$204,053.06	12.06%
Reach Our Children Inc	1	\$74,114.00	\$8,893.68	\$49,409.33	12.00%
Heritage Foundation Inc (DC)	1	\$765,419.00	\$87,062.00	\$547,528.00	11.37%
Common Cause	2	\$104,986.00	\$11,495.65	\$47,743.00	10.95%
Disabled Firefighters Fund	1	\$95,220.00	\$9,928.11	\$0.00	10.43%
National Association for the Terminally Ill Inc	1	\$7,956.80	\$825.30	\$9,829.00	10.37%
Population Connection	1	\$58,984.00	\$6,023.00	\$0.00	10.21%
Committee for Missing Children Inc	1	\$408,220.00	\$41,135.00	\$0.00	10.08%
Big Flats Masonic Lodge #378	1	\$14,947.58	\$1,499.32	\$2,024.42	10.03%
Association for Firefighters and Paramedics Inc	2	\$394,434.25	\$39,443.43	\$0.00	10.00%
Association for Police and Sheriffs Inc	1	\$14,240.83	\$1,424.08	\$0.00	10.00%
Caring For Our Children Foundation	1	\$96,661.43	\$9,666.14	\$0.00	10.00%
For Kids Sake Inc	1	\$78,781.00	\$7,878.00	\$8,370.00	10.00%
Long Island Responds	1	\$183,035.00	\$18,303.50	\$0.00	10.00%
College Community Services Inc (Brooklyn Center for the Performing Arts)	1	\$25,434.00	\$2,504.78	\$0.00	9.85%
Cancer Center for Detection and Prevention (f/k/a Pacific West Cancer Fund)	1	\$289,857.11	\$28,234.19	\$188,147.89	9.74%
International Union of Police Associations AFL-CIO	1	\$6,679,335.00	\$619,500.00	\$0.00	9.27%
Narcotic Enforcement Officers Association Inc	1	\$315,339.00	\$28,919.00	\$0.00	9.17%
Public Citizen Inc	1	\$118,030.00	\$10,314.13	\$106,788.00	8.74%

CHARITABLE ORGANIZATION	# OF CAMPAIGNS	GROSS RECEIPTS	NET TO CHARITY	UNCOLLECTED PLEDGES	% TO CHARITY
National Wildlife Federation	2	\$956,843.00	\$68,557.00	\$544,797.00	7.16%
American Civil Liberties Union	2	\$493,802.24	\$29,394.70	\$1,188,450.76	5.95%
African Wildlife Foundation	2	\$41,691.00	\$2,255.00	\$10,595.00	5.41%
Church World Service Inc	1	\$14,941.00	\$510.00	\$9,465.00	3.41%
New York AMVETS Inc	1	\$641,325.00	\$20,000.00	\$0.00	3.12%
Religious Coalition for Reproductive Choice	1	\$41,903.00	\$597.00	\$0.00	1.42%
Save the Children Federation Inc	1	\$198,000.00	\$160.78	\$0.00	0.08%
National Cancer Coalition Inc	1	\$67,885.30	\$0.00	\$0.00	0.00%
World Society for the Protection of Animals	1	\$390.00	\$0.00	\$0.00	0.00%
Family Research Council Inc	1	\$56,754.00	(\$3,118.00)	\$0.00	-5.49%
Easter Seals Inc	1	\$271,987.00	(\$18,135.82)	\$0.00	-6.67%
Humane Society of the United States Inc	1	\$1,466,145.00	(\$175,360.00)	\$0.00	-11.96%
Citizens Against Government Waste	2	\$20,195.00	(\$2,786.00)	\$20,656.00	-13.80%
Public Campaign	1	\$9,305.00	(\$1,411.00)	\$0.00	-15.16%
International Fund for Animal Welfare Inc	1	\$73,294.00	(\$12,702.00)	\$0.00	-17.33%
United States Association for United Nations High Commissioner for Refugees (UNHCR)	1	\$17,084.00	(\$6,448.00)	\$35,938.00	-37.74%
Cal Farley's Boys Ranch	1	\$4,756.00	(\$1,887.69)	\$0.00	-39.69%
Oceana Inc	1	\$7,826.50	(\$5,651.34)	\$12,131.50	-72.21%
League of Conservation Voters Inc	1	\$8,606.00	(\$8,040.45)	\$15,138.00	-93.43%
Project Hope The People-To-People-Health Foundation	1	\$16,891.00	(\$21,179.00)	\$57,002.00	-125.39%
Paralyzed Veterans of America	1	\$2,390.00	(\$4,031.20)	\$0.00	-168.67%
<b>TOTALS</b>	<b>555</b>	<b>\$170,581,965.90</b>	<b>\$63,523,594.67</b>	<b>\$39,256,503.81</b>	<b>37.24%</b>

TABLE 6  
Total Retained by Charity -  
Aggregated By  
Professional Fund Raiser  
2004 Telemarketing Campaigns

PROFESSIONAL FUND RAISER	# OF CAMPAIGNS	GROSS RECEIPTS	NET TO CHARITY	UNCOLLECTED PLEDGES	% TO CHARITY
IDC Ltd	4	\$1,925,244.36	\$1,414,584.68	\$1,841,984.48	73.48%
SD&A Teleservices Inc	3	\$1,330,051.00	\$960,508.56	\$25,807.00	72.22%
MKTG TeleServices Inc	6	\$4,888,618.15	\$3,461,483.02	\$414,727.00	70.81%
Treasure State Development Corporation	1	\$106,629.00	\$71,441.43	\$0.00	67.00%
Sage Group LLC (The)	1	\$280,022.00	\$180,084.10	\$100,381.00	64.31%
DCM Inc	9	\$2,637,142.00	\$1,630,878.07	\$0.00	61.84%
Infocision Management Corporation	25	\$14,959,532.70	\$9,235,101.96	\$0.00	61.73%
Harris Direct	2	\$159,910.00	\$96,177.80	\$64,192.00	60.15%
Donor Services Group LLC	6	\$3,789,021.00	\$2,232,601.00	\$1,608,982.00	58.92%
Outreach Associates Inc	8	\$4,424,737.00	\$2,450,027.00	\$0.00	55.37%
Phone Bank Systems Inc	2	\$277,930.92	\$152,696.62	\$64,078.08	54.94%
Niagara Frontier Advertising Associates Inc	5	\$123,813.38	\$67,600.00	\$8,793.00	54.60%
JLD Marketing	2	\$19,149.00	\$10,319.50	\$0.00	53.89%
RuffaloCODY LLC	2	\$237,038.00	\$127,340.97	\$97,823.00	53.72%
Lester Inc	5	\$484,940.74	\$256,311.74	\$337,492.00	52.85%
Capital District Callers Inc	8	\$557,305.00	\$293,505.59	\$0.00	52.67%
Aria Communications Corporation	1	\$185,651.00	\$96,126.63	\$61,126.00	51.78%
Telecomp Inc	4	\$1,259,236.77	\$619,117.77	\$0.00	49.17%
TD Marketing Inc	9	\$274,746.00	\$134,468.70	\$0.00	48.94%
MDS Communications Corporation	12	\$7,997,558.00	\$3,631,569.00	\$3,298,874.00	45.41%
ComNet Marketing Group Inc	7	\$354,033.78	\$157,200.52	\$105,826.41	44.40%
Northeastern Advertising (Morgan, William J)	13	\$387,254.27	\$171,268.23	\$27,670.00	44.23%
Nordel Publishing Inc	9	\$384,959.33	\$168,980.94	\$0.00	43.90%
EARTHtel Inc	5	\$2,281,946.40	\$983,460.13	\$566,479.00	43.10%

DATA OBTAINED FROM INTERIM AND CLOSING STATEMENTS FILED BY PROFESSIONAL FUND RAISERS



PROFESSIONAL FUND RAISER	# OF CAMPAIGNS	GROSS RECEIPTS	NET TO CHARITY	UNCOLLECTED PLEDGES	% TO CHARITY
Public Interest Communications Inc	17	\$4,479,649.99	\$1,924,515.45	\$715,653.05	42.96%
Share Group Inc	49	\$13,441,454.00	\$5,553,067.00	\$0.00	41.31%
Telefund Inc	24	\$8,199,514.34	\$3,284,726.72	\$5,237,457.36	40.06%
Weiss, Howard	1	\$34,523.00	\$13,809.20	\$0.00	40.00%
Tan Productions Inc	11	\$502,942.00	\$200,107.60	\$0.00	39.79%
Heritage Company Inc (The)	13	\$21,978,226.96	\$8,738,615.43	\$8,606,110.42	39.76%
Event Marketing (Narde, James E)	14	\$598,002.77	\$235,983.60	\$0.00	39.46%
D & D Telemarketing Inc	3	\$345,834.00	\$132,155.00	\$0.00	38.21%
Mako Enterprises (Grimm, Robert)	2	\$31,689.00	\$12,007.00	\$0.00	37.89%
Phoenix Resource Group Inc	1	\$47,510.00	\$17,594.79	\$18,775.00	37.03%
Advantage Fund-Raising Consulting Inc	1	\$110,560.75	\$40,925.75	\$0.00	37.02%
Vee Concepts of New York Inc	4	\$228,216.00	\$84,160.07	\$0.00	36.88%
National Benefit Company	3	\$367,782.25	\$132,250.69	\$0.00	35.96%
Community Services Inc	2	\$121,058.50	\$42,378.03	\$0.00	35.01%
Badge Publications (Littlejohn, James N)	2	\$85,591.00	\$29,956.85	\$0.00	35.00%
Insight Enterprises Inc	2	\$32,447.00	\$11,356.45	\$0.00	35.00%
Top Rank Enterprises Inc	1	\$16,847.00	\$5,896.45	\$0.00	35.00%
Liberty Productions (Gity, Thomas J Jr)	4	\$120,544.00	\$41,459.60	\$815.00	34.39%
JNK Enterprises Inc	3	\$231,305.00	\$79,195.00	\$0.00	34.24%
D & R Communications (Sadofsky, David)	3	\$317,657.00	\$106,225.54	\$0.00	33.44%
S & M Enterprises Inc	5	\$341,025.00	\$111,231.50	\$1,550.00	32.62%
Factor Direct Ltd	25	\$7,771,658.89	\$2,488,584.89	\$4,555,860.11	32.02%
Holmac Telecommunications Inc	4	\$623,397.00	\$199,215.85	\$0.00	31.96%
Municipal Marketing (Forsyth, David)	6	\$310,273.00	\$94,736.10	\$0.00	30.53%

DATA OBTAINED FROM INTERIM AND CLOSING STATEMENTS FILED BY PROFESSIONAL FUND RAISERS

<b>PROFESSIONAL FUND RAISER</b>	<b># OF CAMPAIGNS</b>	<b>GROSS RECEIPTS</b>	<b>NET TO CHARITY</b>	<b>UNCOLLECTED PLEDGES</b>	<b>% TO CHARITY</b>
Suffolk Productions Inc	7	\$940,382.00	\$283,746.00	\$0.00	30.17%
Mac Communications (MacDonald, John T)	1	\$49,971.50	\$14,991.45	\$0.00	30.00%
Tele-Response Center Inc	4	\$3,549,680.66	\$1,052,935.03	\$2,180,315.71	29.66%
Royalty Services Inc	16	\$906,595.40	\$264,272.90	\$0.00	29.15%
Gotham Productions Inc	13	\$870,029.62	\$252,029.52	\$0.00	28.97%
Community Tele Services	2	\$583,972.00	\$167,990.00	\$0.00	28.77%
Starlet Music Productions (Corbett, Herbert)	2	\$118,169.00	\$33,567.00	\$0.00	28.41%
Island Marketing Concepts Inc	4	\$781,808.50	\$217,364.45	\$0.00	27.80%
Campaign Headquarters Inc	7	\$771,680.50	\$214,271.00	\$0.00	27.77%
Spotlight Music Productions Inc	4	\$177,640.00	\$48,844.00	\$0.00	27.50%
Trooper Publishing Inc	1	\$626,267.27	\$168,903.50	\$0.00	26.97%
Tagger Communications Inc	1	\$57,616.27	\$15,177.25	\$45,000.00	26.34%
Reese Teleservices Inc	3	\$6,256,428.00	\$1,489,932.00	\$5,298,517.00	23.81%
A. D. P. Publications Inc	1	\$118,846.00	\$26,470.00	\$0.00	22.27%
Standard Call (The) (Sandone, Michael A)	1	\$7,405.00	\$1,641.00	\$0.00	22.16%
Campaign Center Inc (The)	11	\$2,158,318.50	\$474,513.50	\$0.00	21.99%
Stage Door Music Productions Inc	34	\$2,627,831.43	\$577,146.13	\$0.00	21.96%
Caring People Enterprises Inc	9	\$863,646.64	\$188,550.38	\$0.00	21.83%
All Star Productions (Messmore, Barbara)	6	\$79,528.00	\$16,955.15	\$36,358.00	21.32%
Gordon & Schwenkmeyer Inc	5	\$1,089,108.56	\$225,438.62	\$825.00	20.70%
Dedicated Callers Enterprises (Sabo, Frank)	3	\$133,962.00	\$26,792.40	\$0.00	20.00%
Gelmar Ltd	1	\$56,113.00	\$11,222.00	\$0.00	20.00%
J.E.K. Marketing Inc	1	\$376,304.99	\$75,260.99	\$0.00	20.00%
Safety Publications Inc	1	\$705,905.91	\$141,181.18	\$50,000.00	20.00%

**DATA OBTAINED FROM INTERIM AND CLOSING STATEMENTS FILED BY PROFESSIONAL FUND RAISERS**

PROFESSIONAL FUND RAISER	# OF CAMPAIGNS	GROSS RECEIPTS	NET TO CHARITY	UNCOLLECTED PLEDGES	% TO CHARITY
Xentel Inc	1	\$432,317.54	\$86,463.50	\$1,002,535.46	20.00%
Integral Resources Inc	3	\$723,980.28	\$135,996.00	\$306,003.70	18.78%
Contract Communications Inc	5	\$3,124,747.00	\$566,536.00	\$1,256,717.00	18.13%
George Carden Circus International	1	\$94,332.55	\$17,070.40	\$5,500.00	18.10%
Marketing Squad Inc	10	\$2,152,794.00	\$386,262.00	\$0.00	17.94%
Bristol Marketing Associates Inc	1	\$48,632.00	\$8,594.65	\$40,037.35	17.67%
Mure Associates Inc	5	\$559,845.00	\$94,932.28	\$0.00	16.96%
Midwest Publishing-DN Inc	5	\$1,491,307.49	\$240,524.74	\$0.00	16.13%
ABC Productions (Cowan, Christopher & Pitt, Terry)	1	\$6,895.00	\$1,103.20	\$0.00	16.00%
Civic Development Group LLC	6	\$15,109,792.00	\$2,345,259.00	\$0.00	15.52%
Barry E Schmoyer & Associates Inc	2	\$49,133.00	\$7,549.60	\$122,637.00	15.37%
Bee LC	6	\$1,477,995.37	\$223,904.97	\$727,138.13	15.15%
Data Communications Inc	1	\$51,563.00	\$7,734.45	\$0.00	15.00%
New Age Services Ltd	2	\$492,720.98	\$73,908.15	\$283,185.00	15.00%
New Liberty Promotions Inc	6	\$2,159,896.00	\$321,194.39	\$0.00	14.87%
TCB Enterprises Inc	4	\$369,321.11	\$47,305.26	\$6,379.80	12.81%
Allan C Hill Productions Inc	1	\$74,114.00	\$8,893.68	\$49,409.33	12.00%
S & E Marketing Ltd	1	\$95,220.00	\$9,928.11	\$0.00	10.43%
Theodore Productions Inc	1	\$14,947.58	\$1,499.32	\$2,024.42	10.03%
LAS LLC	3	\$7,616,870.00	\$749,278.00	\$0.00	9.84%
American Trade and Convention Publications Inc	2	\$850,317.00	\$79,053.00	\$0.00	9.30%
DialAmerica Marketing Inc	1	\$13,836.00	(\$61,600.00)	\$83,465.00	-445.22%
<b>TOTALS</b>	<b>555</b>	<b>\$170,581,965.90</b>	<b>\$63,523,594.67</b>	<b>\$39,256,503.81</b>	<b>37.24%</b>

DATA OBTAINED FROM INTERIM AND CLOSING STATEMENTS FILED BY PROFESSIONAL FUND RAISERS

TABLE 7  
Professional Fund Raisers-  
Contact Information  
2004 Telemarketing Campaigns

PROFESSIONAL FUND RAISER	ADDRESS	CITY	STATE	ZIP	TELEPHONE #	CONTACT PERSON
A. D. P. Publications Inc	2024 West Henrietta Road Building #4	Rochester	NY	14623	(585) 272-7232	Mr. Donald Stahl
ABC Productions (Cowan, Christopher & Pitt, Terry)	107 State Street	Schenectady	NY	12305	(518) 382-0497	Mr. Christopher Cowan
Advantage Fund-Raising Consulting Inc	208 Passaic Avenue, Second Floor	Fairfield	NJ	07004	(973) 575-9196	Mr. Anthony R. Alonso
All Star Productions (Messmore, Barbara)	1102 Keyes Avenue	Schenectady	NY	12309	(518) 393-2006	Ms. Barbara Messmore
Allan C Hill Productions Inc	4463 Ashton Road, Suite A	Sarasota	FL	34232	(941) 923-4758	Mr. Allan Hill
American Trade and Convention Publications Inc	312 East Wisconsin Avenue, Suite 314	Milwaukee	WI	53202	(414) 224-0701	Mr. David Winograd
Aria Communications Corporation	717 West St Germain Street	St. Cloud	MN	56301	(320) 259-5206	Ms. Camille A. Zumwalde
Badge Publications (Littlejohn, James N)	15 Tracy Street	Massena	NY	13662	(315) 764-1224	Mr. James Littlejohn
Barry E Schmoyer & Associates Inc	1747 Independence Boulevard, Unit E8	Sarasota	FL	34234	(941) 953-4447	Mr. Barry E. Schmoyer
Bee LC	6849 Old Dominion Drive, Suite 315	McLean	VA	22101	(703) 761-0774	Mr. Reggie Gwira
Bristol Marketing Associates Inc	8051 North Tamiami Trail, Box 2	Sarasota	FL	34243	(941) 365-1655	Mr. Leonard Schmoyer
Campaign Center Inc (The)	189 South Wellwood Avenue, Suite B	Lindenhurst	NY	11757	(631) 226-5200	Mr. Garrett Morgan
Campaign Headquarters Inc	319 Wheatfield Street	North Tonawanda	NY	14120	(716) 694-1251	Mr. Michael Ryan
Capital District Callers Inc	395 Saratoga Road	Scotia	NY	12305	(518) 372-3645	Mr. Paul Zeissler
Caring People Enterprises Inc	1899 Dewey Avenue	Rochester	NY	14615	(585) 663-6350	Mr. Kenneth J. Dean
Civic Development Group LLC	425 Raritan Center Parkway	Edison	NJ	08837	(732) 512-9800	Ms. Kirsten Evers
Community Services Inc	25 Gale Court	Torrington	CT	06790	(860) 496-5000	Ms. Lisa M.P. Toughlian
Community Tele Services	312 East Wisconsin Avenue, Suite 314	Milwaukee	WI	53202	(800) 879-0076	Mr. David Winograd
ComNet Marketing Group Inc	1214 Stowe Avenue	Medford	OR	97501	(541) 734-2565	Mr. Bruce Hough
Contract Communications Inc	3710 Indian River Road	Chesapeake	VA	23325	(757) 578-3500	Mr. James P. Wootton
D & D Telemarketing Inc	841 Portion Road, Suite E	Ronkonkoma	NY	11779	(631) 737-5760	Mr. Donald Urbanski
D & R Communications (Sadofsky, David)	850 Bronx River Road, Room 105	Yonkers	NY	10708	(914) 375-5739	Mr. David Sadofsky
Data Communications Inc	4751 Rt 42 South, Suite B	Turnersville	NJ	08012	(856) 629-1500	Mr. Damian Muziani
DCM Inc	45 Main Street, Suite 816	Brooklyn	NY	11201	(718) 488-5577	Ms. Megan Allen

PROFESSIONAL FUND RAISER	ADDRESS	CITY	STATE	ZIP	TELEPHONE #	CONTACT PERSON
Dedicated Callers Enterprises (Sabo, Frank)	1880 South Broad Street	Trenton	NJ	08610	(609) 392-5200	Mr. Frank Sabo
DialAmerica Marketing Inc	960 Macarthur Boulevard	Mahwah	NJ	07495	(201) 327-0200	Ms. Megan Janovsky
Donor Services Group LLC	11500 Olympic Boulevard, Suite 540	Los Angeles	CA	90064	(310) 788-9000	Mr. Thomas Siegel
EARTHtel Inc	2030 Franklin Street	Oakland	CA	94612	(510) 645-1810	Mr. Norris Mottley
Event Marketing (Narde, James E)	156 Lilac Drive	Horseheads	NY	14845	(607) 796-2457	Mr. James Narde
Facter Direct Ltd	11500 West Olympic Boulevard, Suite 540	Los Angeles	CA	90064	(310) 788-9000	Mr. Thomas Siegel
Gelmar Ltd	P O Box 163	Glen Head	NY	11545	(561) 504-8769	Ms. Roni Gelman
George Carden Circus International	3901 West State Highway O	Springfield	MO	65803	(417) 833-3588	Mr. George Carden
Gordon & Schwenkmeyer Inc	300 North Sepulveda Boulevard, Suite 2050	El Segundo	CA	90245	(310) 615-2308	Ms. Jennifer LaCroix
Gotham Productions Inc	127 Mohawk Avenue	Scotia	NY	12302	(518) 347-1095	Mr. Steve Palmer
Harris Direct	23241 Ventura Boulevard, Suite 104	Woodland Hills	CA	91364	(818) 222-3470	Mr. James Harris
Heritage Company Inc (The)	2402 Wildwood Avenue, Suite 500	Sherwood	AR	72120	(501) 835-5000	Mr. John C. Braune
Holmac Telecommunications Inc	35 E. Grassy Sprain Road, Suite 4	Yonkers	NY	10710	(914) 337-6117	Mr. Patrick McCabe
IDC Ltd	2500 Paseo Verde Parkway	Henderson	NV	89074	(702) 450-1000	Ms. Autumn L. Carriker
Infocision Management Corporation	325 Springside Drive	Akron	OH	44333	(330) 668-1400	Mr. Forrest Thompson
Insight Enterprises Inc	133 Cole Bank Road	Saugerties	NY	12477	(845) 246-6663	Mr. Ronald Jack Brent
Integral Resources Inc	815 Somerville Avenue	Cambridge	MA	02140	(617) 492-4474	Mr. David McGinness
Island Marketing Concepts Inc	2938 Hempstead Turnpike, Suite 101	Levittown	NY	11756	(516) 520-5100	Mr. David Kleinman
J.E.K. Marketing Inc	115 Taft Crescent	Centerport	NY	11721	(631) 424-0615	Mr. John Kuenzler
JLD Marketing	404 Brunswick Place	North Syracuse	NY	13212	(315) 458-5724	Ms. Jennifer L D'Alfonso
JNK Enterprises Inc	300 Hamilton Avenue, Suite 414	White Plains	NY	10601	(914) 448-9400	Mr. Joseph Taglia
LAS LLC	4200 Wisconsin Avenue, Suite 106-115	Washington	DC	20016	(202) 393-0220	Mr. Dean Kuzminski
Lester Inc	19 Business Park Drive	Branford	CT	06405	(203) 488-5265	Ms. Joan Marcus
Liberty Productions (Gity, Thomas J Jr)	15 Riverview Avenue	Seekonk	MA	02771	(401) 365-1032	Mr. Thomas J. Gity, Jr

**DATA OBTAINED FROM REGISTRATION STATEMENTS FILED BY PROFESSIONAL FUND RAISERS**

PROFESSIONAL FUND RAISER	ADDRESS	CITY	STATE	ZIP	TELEPHONE #	CONTACT PERSON
Mac Communications (MacDonald, John T)	253 Blue Hill Road	Hopewell Jct	NY	12533	(845) 227-5251	Mr. John MacDonald
Mako Enterprises (Grimm, Robert)	P O Box 1560	Monticello	NY	12701	(845) 791-8021	Mr. Robert Grimm
Marketing Squad Inc	1166 Brooks Avenue	Rochester	NY	14624	(585) 340-5902	Mr. Scott Dean
MDS Communications Corporation	545 West Juanita Avenue	Mesa	AZ	85210	(480) 752-8140	Mr. Jonathan Mount
Midwest Publishing-DN Inc	19900 West 9 Mile Road #208	Southfield	MI	48075	(602) 943-1244	Ms. Leann Coakley
MKTG TeleServices Inc	101 Continental Blvd, Suite 400	El Segundo	CA	90245	(310) 760-0770	Ms. Paula Papich
Municipal Marketing (Forsyth, David)	5620 Business Avenue, Suite H-8	Cicero	NY	13039	(315) 458-7231	Mr. David Forsyth
Mure Associates Inc	1723 Rt 25	Centereach	NY	11720	(631) 585-5030	Ms. Lillian Kleppe
National Benefit Company	18 Cliff Street	Waterbury	CT	06710	(203) 574-0135	Ms. Gail Zotto
New Age Services Ltd	6914 New Utrecht Avenue	Brooklyn	NY	11228	(718) 256-8883	Mr. Peter DeGregorio
New Liberty Promotions Inc	522 Brick Boulevard	Brick	NJ	08723	(732) 477-7767	Ms. Karen Hentschel
Niagara Frontier Advertising Associates Inc	43 Central Avenue	Lancaster	NY	14086	(716) 683-7730	Ms. Terri M. Mahon
Nordel Publishing Inc	6 Arbor Lane	Clifton Park	NY	12065	(518) 383-2506	Mr. Norbert Fleisig
Northeastern Advertising (Morgan, William J)	325 Noble Street	Elmira	NY	14901	(607) 732-5447	Mr. William Morgan
Outreach Associates Inc	2100 Wharton Street, Birmingham Towers	Pittsburgh	PA	15205	(412) 921-4433	Ms. Meg Alarcon
Phoenix Resource Group Inc	219 N. Milwaukee Street	Milwaukee	WI	53202	(414) 276-9333	Ms. Susan Bennett
Phone Bank Systems Inc	4990 Northwind Drive, #235	East Lansing	MI	48823	(517) 332-1500	Ms. Sarah Shaw
Public Interest Communications Inc	7700 Leesburg Pike, Suite 301 North	Falls Church	VA	22043	(703) 847-8300	Mr. Dale Chesler
Reese Teleservices Inc	925 Penn Avenue, Suite 600	Pittsburgh	PA	15222	(412) 355-0800	Mr. Barry S. Reese
Royalty Services Inc	5 Collins Drive	Queensbury	NY	12804	(518) 793-2800	Mr. Anthony Poulos
RuffaloCODY LLC	65 Kirkwood North Road, S.W.	Cedar Rapids	IA	52404	(319) 362-7483	Mr. Duane J. Jasper
S & E Marketing Ltd	861 Chelsea Terrace	Union	NJ	07083	(908) 964-4911	Mr. Robert Raskin
S & M Enterprises Inc	88 Carver Street	Waterbury	CT	06708	(203) 910-5281	Mr. Carmen J. Mallamaci
Safety Publications Inc	5944 North Milwaukee Avenue	Chicago	IL	60646	(773) 775-8912	Mr. Adam Herdman

DATA OBTAINED FROM REGISTRATION STATEMENTS FILED BY PROFESSIONAL FUND RAISERS

PROFESSIONAL FUND RAISER	ADDRESS	CITY	STATE	ZIP	TELEPHONE #	CONTACT PERSON
Sage Group LLC (The)	6825 Chelsea Road	McLean	VA	22101	(703) 624-8315	Ms. Soraya Radwan
SD&A Teleservices Inc	101 Continental Boulevard, Suite 400	El Segundo	CA	90245	(310) 760-0770	Mr. Paul S. Papich
Share Group Inc	99 Dover Street	Somerville	MA	02144	(617) 629-4500	Mr. Howard Cloth
Spotlight Music Productions Inc	21 Welton Place	Waterbury	CT	06702	(203) 574-4108	Mr. James Gravel
Stage Door Music Productions Inc	567 Watertown Avenue	Waterbury	CT	06708	(203) 575-0766	Mr. William Albino
Standard Call (The) (Sandone, Michael A)	87 Glenhurst Road	Tonawanda	NY	14150	(716) 834-5087	Mr. Michael A. Sandone
Starlet Music Productions (Corbett, Herbert)	125 Summit Road	Prospect	CT	06712	(203) 778-6866	Mr. Herbert Corbett
Suffolk Productions Inc	1732 Great Neck Road	Copiague	NY	11726	(631) 789-8900	Mr. James Cromarty
Tagger Communications Inc	174 Genesee Street	Utica	NY	13502	(315) 793-3290	Mr. Mark Minasi
Tan Productions Inc	2468 North Jerusalem Road	N. Bellmore	NY	11710	(516) 679-2200	Mr. Robert Thomas
TCB Enterprises Inc	685 East 187th Street	Bronx	NY	10458	(718) 220-3491	Mr. Stephen Decoro
TD Marketing Inc	404 Brunswick Place	North Syracuse	NY	13212	(315) 458-5724	Mr. Anthony Abbott
Tele-Response Center Inc	9350 Ashton Road, Suite 202	Philadelphia	PA	19114	(215) 333-5900	Ms. Sandy Kelly
Telecomp Inc	3375 Brighton Henrietta Townline Road	Rochester	NY	14623	(585) 272-1160	Ms. Stephanie Tripp
Telefund Inc	P O Box 120557	Boston	MA	02112	(617) 482-6882	Mr. Hyam Kramer
Theodore Productions Inc	1325 N. West Street	Carlisle	PA	17013	(717) 254-1286	Ms. Kimberly Hill
Top Rank Enterprises Inc	243 Fair Street, 2 <sup>nd</sup> Floor	Kingston	NY	12401	(845) 339-8376	Ms. P. Nou Torres
Treasure State Development Corporation	#10 Microwave Hill Road	Montana City	MT	59634	(406) 449-0414	Ms. Pam Dziekonski
Trooper Publishing Inc	505 Palmer Avenue	Falmouth	MA	02540	(508) 540-5051	Ms. Andrea Bennett
Vee Concepts of New York Inc	270 West 17 <sup>th</sup> Street	Elmira Heights	NY	14903	(607) 795-5211	Mr. Todd Van Houten
Weiss, Howard	100 A High Point Drive	Hartsdale	NY	10530	(914) 686-0388	Mr. Howard Weiss
Xentel Inc	101 N.E. 3 <sup>rd</sup> Avenue, Suite 203	Fort Lauderdale	FL	33301	(954) 522-5200	Ms. Donna M. Wagoner

DATA OBTAINED FROM REGISTRATION STATEMENTS FILED BY PROFESSIONAL FUND RAISERS



TABLE 8  
Cancelled  
Charitable Organizations

<b>CANCELLED CHARITABLE ORGANIZATION</b>	<b>ADDRESS</b>	<b>CITY</b>	<b>STATE</b>	<b>ZIP</b>
Enlisted Association of the New York National Guard	330A Old Niskayuna Road	Latham	NY	12110
For Kids Sake Inc	P. O. Box 313	Lake Elsinore	CA	92531
Freeport Police Benevolent Association	P.O. Box 130	Freeport	NY	11520
Hope Cancer Fund	c/o Karyl Rule, 323 W Mason	Jackson	MI	49203
Little Heroes Foundation	645 Greentree Lane	Ada	MI	49301
Montgomery County Deputy Sheriffs Association	P.O. Box 432	Fultonville	NY	12072
National Association of Veteran Police Officers	P.O. Box 684068	Austin	TX	78768
Norwich Police Benevolent Association	P.O. Box 306	Norwich	NY	13815
Patrolmen's Benevolent Association of Newburgh NY Inc	P. O. Box 2573	Newburgh	NY	12550
Sheriff's Silver Star Association Inc	P.O. Box 5321	Oswego	NY	13126
Sober Driving Society Inc	P.O. Box 3002	Kingston	NY	12402
Troopers Historic Association of New York Inc	P. O. Box 747	Cornwall	NY	12518