

PENNIES FOR CHARITY
WHERE YOUR MONEY GOES

**TELEMARKETING BY
PROFESSIONAL FUND RAISERS**



**NEW YORK STATE DEPARTMENT OF LAW
CHARITIES BUREAU**

ANDREW M. CUOMO
ATTORNEY GENERAL
December 2007

HUMANEWATCH.ORG

PENNIES FOR CHARITY - 2007

Americans are extraordinarily generous. In 2006 they donated almost \$300 billion to charity. Those contributions support our schools, hospitals and cultural institutions, fund medical research, provide assistance to the poor, and so much more. In recent years, we have seen an enormous outpouring of generosity in response to the tsunami in South Asia, the Gulf Coast hurricanes, the earthquake in Pakistan and the floods in Mexico. Contributors rightly expect - and deserve - assurance that their hard-earned dollars will be used to benefit the people and the programs served by the charities to which they donate.

Pennies for Charity, New York Attorney General Andrew M. Cuomo's report of telemarketing campaigns in New York, is prepared to show members of the public how much of the money they contribute in response to telemarketers' solicitation actually supports charitable programs. *Pennies for Charity* may be used by contributors to decide which charities they wish to support. In addition, charitable organizations may consult this report -- before, during or after engaging professional fundraisers -- to evaluate the fundraisers' performance. This report is based on financial reports filed by professional fundraisers for campaigns conducted during 2006.

FINDINGS

A total of \$185.5 million was raised on behalf of 445 charities in 2006 by the 556 telemarketing campaigns covered in this report. The \$185.5 million includes funds raised in New York and other states during telemarketing campaigns conducted on behalf of charitable organizations registered to solicit contributions in New York. Charities retained \$76.3 million, or 41.12 percent, of the funds raised by telemarketers registered to solicit contributions in New York in 2006. While some of the charities received more, many received much less than 41.12

percent, and some received nothing at all. The remainder - \$109.2 million - was paid to the fundraisers for fees and/or used to cover the costs of conducting the campaigns.

The following table shows the distribution of the funds raised in the 556 telemarketing campaigns of 2006, arranged according to percentage of funds retained by charity.

Percent to Charity	Number of Campaigns	Percent of Campaigns	Gross Amount Raised	Percent of Total Funds Raised	Net Amount Received	Percent of Total Net Amount
90-100%	2	0.36%	\$15,736.00	0.01%	\$15,736.00	0.02%
80-89%	11	1.98%	\$4,703,805.41	2.54%	\$4,027,182.49	5.28%
70-79%	19	3.42%	\$23,527,804.33	12.68%	\$17,474,901.92	22.91%
60-69%	37	6.65%	\$16,638,104.76	8.97%	\$10,792,103.33	14.15%
50-59%	72	12.95%	\$25,093,781.06	13.53%	\$13,497,926.57	17.70%
40-49%	61	10.97%	\$27,077,347.03	14.60%	\$11,962,255.02	15.68%
30-39%	108	19.42%	\$26,224,258.50	14.14%	\$8,703,644.53	11.41%
20-29%	116	20.86%	\$28,762,049.31	15.51%	\$6,932,806.65	9.09%
10-19%	89	16.01%	\$25,540,953.55	13.77%	\$3,485,401.29	4.57%
Below 10%*	41	7.37%	\$7,909,942.04	4.26%	(\$618,629.37)	-0.81%
TOTAL	556	100.00%	\$185,493,781.99	100.00%	\$76,273,328.43	100.00%

* In 20 telemarketing campaigns, the campaign apparently resulted in a loss to the charity. This can occur when the fundraising contract does not guarantee the charity a specific dollar amount or specific percentage of the gross receipts or when the contract does not hold the charity harmless for expenses/fees that exceed the gross amount contributed.

HOW THIS REPORT WAS PREPARED

The data in this report was obtained from financial reports filed with the Attorney General's Charities Bureau by professional fundraisers that conducted telemarketing campaigns on behalf of charitable organizations during 2006.¹ The filings are either final reports submitted after completion of a telemarketing campaign or interim reports submitted annually for campaigns conducted for a period longer than one year.² Each filed report is signed by both the professional fundraiser and the contracting charitable organization. All of the charities listed in the report conducted telemarketing fundraising campaigns in New York State.³ The figures reported reflect the total amount of money solicited and are not limited to New Yorkers' contributions.

The report consists of seven tables. Table 1 lists the charitable organizations in alphabetical order, the professional fundraisers that conducted each organization's telemarketing campaign, the geographical location of each soliciting charity, the total amount raised in each campaign, the amount each charity retained, the amount of uncollected pledges and the percentage of the total raised that each charity retained.

Table 2 contains the same information as Table 1, with the professional fundraisers listed first, in alphabetical order. Table 3 contains the same information as Tables 1 and 2, arranged in

¹ Registration of professional fundraisers is required by Article 7-A of New York State's Executive Law. Registration should not be construed as approval and/or endorsement by the Attorney General of any professional fundraiser or the accuracy and/or completeness of the information contained in any financial report filed with the Charities Bureau.

² Data from interim reports is in italics. Readers should be aware that the final figures and ratios may change when a campaign has been completed and all income and expenses are reported.

³ Information for an additional 19 telemarketing campaigns conducted during 2006 had not been submitted prior to the date of publication of this report.

descending order by the percentage of the total amount raised that was retained by the charitable organizations.

Table 4 contains the same information presented in the other tables, arranged according to geographical location of the charitable organizations.⁴

Table 5 reports the total amount raised by each of the 445 charities for all telemarketing campaigns conducted in 2006. This table presents, in descending order, the amount retained by each charity as a percentage of the total amount raised.

Table 6 includes the names of the professional fundraisers, the total amount they raised in their campaigns and the total amount that was retained by their client charities. This table presents the percentage amount retained by charity in descending order starting with the fundraiser whose clients retained the largest percentage of funds.

Table 7 contains contact information for the professional fundraisers.

Uncollected pledges are not reported as part of the total amount raised, but are reported in a separate column in each table.⁵ In addition, non-monetary contributions are not included in this report.

⁴ The areas included in each of the eight geographical areas are described below the graph labeled Locations Of Charities Conducting 2006 Telemarketing Campaigns.

⁵ An uncollected pledge is a promised contribution that the charity has not received by the date of filing of a professional fundraiser's financial report with the Charities Bureau. The charity may never receive uncollected pledges. In some telemarketing campaigns, a donor may agree to pay a specified dollar amount over a period of months or even years. Reports of such campaigns will often show a large amount in the "Uncollected Pledges" column and small amounts in the "Net To Charity" and "% To Charity" columns. In each table, a \$0.00 in the Uncollected Pledges column indicates that there were no uncollected pledges reported on the respective financial report or that there were no uncollected outstanding pledges by the date on which the fundraiser filed the report.

TIPS BEFORE GIVING

Individuals considering making a contribution via a telemarketing appeal should ask the caller if he/she is employed by a professional fundraiser and is being paid to solicit contributions. The law requires that telemarketers disclose this information. Also, the telemarketer should be asked:

- What programs are conducted by the charity?
- How much of the amount raised in the campaign will go the charity and how much will go the fundraiser?
- Has the fundraiser guaranteed that the charity will retain a specific amount?

Contributors should also remember that they always have the option of contributing directly to a charity.

Potential contributors should also review a charitable organization's annual reports as well as information received directly from the organization before donating. Annual reports for charities registered with the New York State Attorney General may be obtained from the organization or the Charities Bureau.⁶ Annual filings received by the Charities Bureau since November 15, 2006 are available on Attorney General Cuomo's Internet site at http://bartlett.oag.state.ny.us/Char_Forms/search_charities.jsp.

Potential contributors should also review Attorney General Cuomo's pamphlet, *Tips on Charitable Giving*, which is available on Attorney General Cuomo's Internet site at <http://www.oag.state.ny.us/bureaus/charities/pdfs/TIPS%20-%20Charitable%20Giving.pdf>.

In addition to studying this report, representatives of charitable organizations that are

⁶ A copy of a registered charity's most recently filed financial report may be obtained by writing to Charities Bureau, Office of the Attorney General, Attention FOIL Section, 120 Broadway, 3rd Floor, New York, New York 10271 or by sending an email request to charities.foil@oag.state.ny.us.

contemplating engaging a telemarketer or other fundraising professional are urged to read Attorney General Cuomo's pamphlet, *Tips For Charities Raising Funds in New York State - Questions to Ask Before and After Signing A Contract With A Fund Raising Professional*, which is posted at http://www.oag.state.ny.us/bureaus/charities/pdfs/charities_raising_funds.pdf.


Finally, donors should keep in mind that amounts raised in a particular telemarketing campaign may represent only a small part of a charity's fundraising activity and, therefore, may not provide them with a complete picture of a charity's overall fundraising. Donors are urged to review the entire annual financial report of a charity when considering whether to make a contribution and should not rely solely on this report when making such decisions. Donors should also keep in mind that other factors may affect a charitable organization's fundraising costs, including that the charity may use telemarketing to achieve goals other than fundraising, such as marketing, advocacy or volunteer recruitment, and newer charities may incur higher fundraising costs in order to develop a donor base.

Results Of Telemarketing Campaigns In 2006

Total Raised: \$185.5 Million

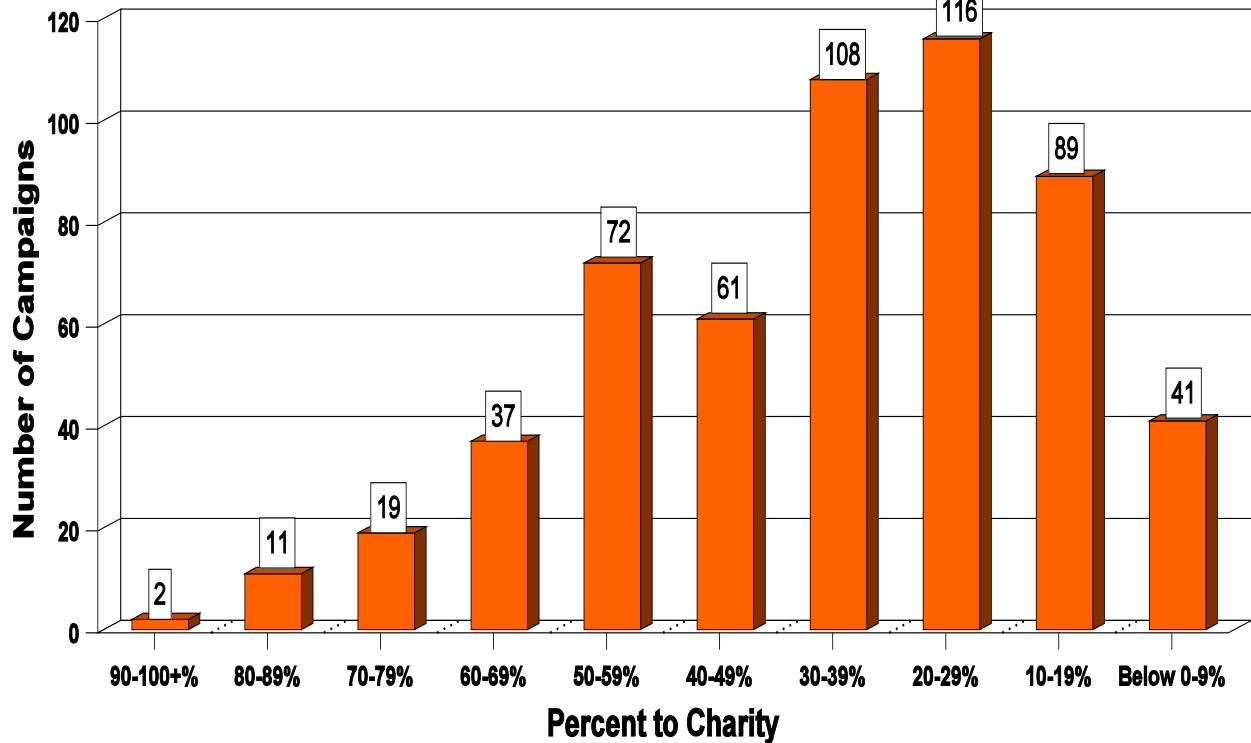
Amount Retained By Charity

41.1%
\$76,273,328

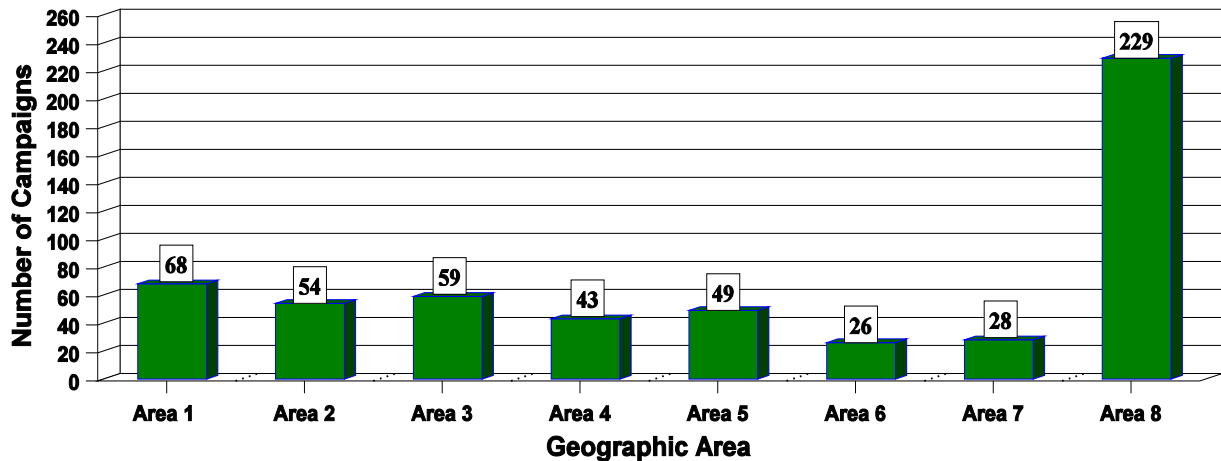


Campaign Costs
58.9%
\$109,220,454

Breakdown Of 2006 Telemarketing Campaigns By Percent Retained By Charity



Locations Of Charities Conducting 2006 Telemarketing Campaigns

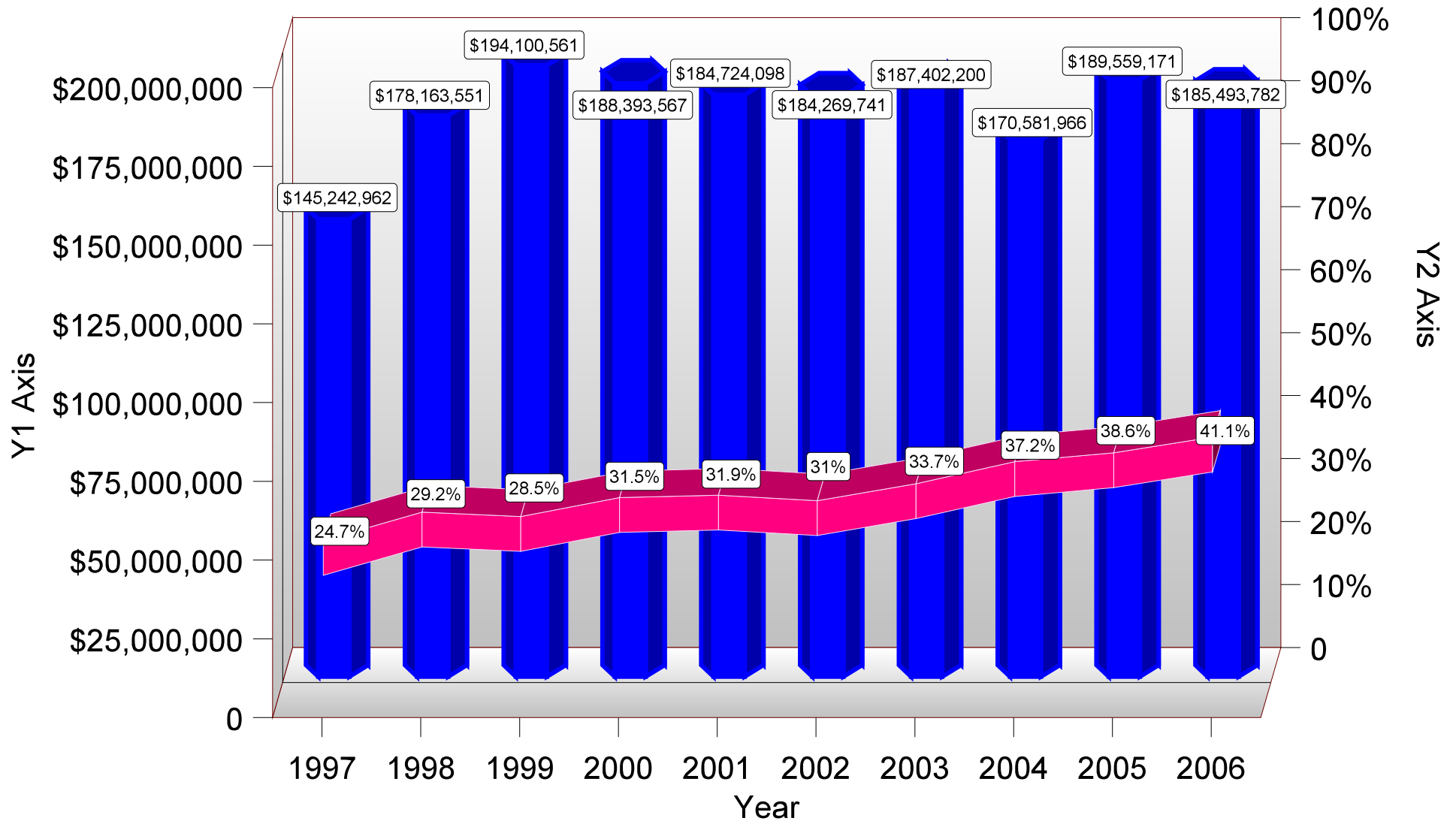


GEOGRAPHIC AREA CODE

Based upon the address contained in documents filed with the Charities Bureau, each charitable organization listed in this report has been assigned to a particular geographic area. Following is a list of those geographic areas, the counties included in each, total gross dollars raised in the specified geographic area and the net amount received by charitable organizations located in the assigned geographic region:

<u>Area</u>	<u>Counties</u>	<u>Gross Amount Raised Per Geo Area</u>	<u>Net % To Charity Per Geo Area</u>
1 - New York City	Bronx, Kings, New York, Queens, Richmond, Staten Island	\$31,176,982.08	55.24%
2 - Long Island	Nassau, Suffolk	\$8,445,118.45	20.86%
3 - Lower Hudson Valley	Delaware, Dutchess, Orange, Putnam, Rockland, Sullivan, Ulster, Westchester	\$6,907,189.38	33.76%
4 - Capital District and Eastern Adirondacks	Albany, Clinton, Columbia, Essex, Franklin, Fulton, Greene, Hamilton, Montgomery, Rensselaer, Saratoga, Schenectady, Schoharie, Warren, Washington	\$9,261,185.25	35.09%
5 - Central NY and Western Adirondacks	Broome, Cayuga, Chenango, Cortland, Herkimer, Jefferson, Lewis, Madison, Oneida, Onondaga, Oswego, Otsego, St. Lawrence, Tioga, Tompkins	\$3,285,582.33	32.64%
6 - Rochester and Surrounding Region	Chemung, Livingston, Monroe, Ontario, Schuyler, Seneca, Steuben, Wayne, Yates	\$2,015,941.82	41.88%
7 - Western NY	Allegany, Cattaraugus, Chautauqua, Erie, Genesee, Niagara, Orleans, Wyoming	\$2,216,005.03	34.70%
8 - All Others	All locations outside New York State	\$122,185,777.65	40.12%

1997-2006 Comparison of Telemarketing Campaigns



■ Total Gross Receipts (Y1)

■ Net Percent Retained By Charity (Y2)

TABLE 1
Charitable Organizations-
Alphabetical Order
2006 Telemarketing Campaigns

CHARITABLE ORGANIZATION	PROFESSIONAL FUND RAISER	GEO. AREA	GROSS RECEIPTS	NET TO CHARITY	UNCOLLECTED PLEDGES	% TO CHARITY
Adirondack Council Inc	Share Group Inc	4	\$58,976.00	\$37,116.00	\$0.00	62.93%
Adirondack Historical Association (a/k/a Adirondack Museum)	Phoenix Resource Group Inc	4	\$71,718.00	\$37,713.19	\$19,005.00	52.59%
Adventist Development and Relief Agency International	Infocision Management Corporation	8	\$44,152.38	\$23,004.62	\$0.00	52.10%
AFS USA Inc	Share Group Inc	1	\$239,706.00	\$169,509.00	\$0.00	70.72%
Albany County Deputy Sheriffs Police Benevolent Association	Nordel Publishing Inc	4	\$26,137.00	\$9,147.95	\$0.00	35.00%
<i>Albany County Sheriff's Union #775 AFSCME</i>	<i>Stage Door Music Productions Inc</i>	<i>4</i>	<i>\$152,734.50</i>	<i>\$40,364.43</i>	<i>\$0.00</i>	<i>26.43%</i>
<i>Albion Emergency Squad Inc</i>	<i>Spotlight Music Productions Inc</i>	<i>7</i>	<i>\$36,517.00</i>	<i>\$9,152.00</i>	<i>\$0.00</i>	<i>25.06%</i>
<i>Allegany County Deputy Sheriffs Association Inc</i>	<i>Event Marketing (Narde, James E)</i>	<i>7</i>	<i>\$51,770.00</i>	<i>\$18,119.50</i>	<i>\$0.00</i>	<i>35.00%</i>
Alley Cat Allies Inc	Share Group Inc	8	\$129,964.00	\$56,618.00	\$0.00	43.56%
Alliance for Retired Americans	Outreach Associates Inc	8	\$14,832.00	\$1,186.00	\$0.00	8.00%
America's Athletes with Disabilities Inc	Public Interest Communications Inc	8	\$47,393.00	\$8,785.68	\$18,355.00	18.54%
<i>America's Athletes With Disabilities Inc</i>	<i>Contract Communications Inc</i>	<i>8</i>	<i>\$504,507.00</i>	<i>\$85,766.00</i>	<i>\$12,675.00</i>	<i>17.00%</i>
American Association of State Troopers Inc	Safety Publications Inc	8	\$558,100.48	\$111,620.10	\$35,000.00	20.00%
<i>American Association of the Deaf-Blind</i>	<i>Heritage Company Inc (The)</i>	<i>8</i>	<i>\$974,380.70</i>	<i>\$301,596.63</i>	<i>\$312,185.47</i>	<i>30.95%</i>
American Association of University Women Inc	Outreach Associates Inc	8	\$169,307.00	\$3,099.00	\$0.00	1.83%
<i>American Breast Cancer Foundation Inc</i>	<i>Allan C Hill Productions Inc</i>	<i>8</i>	<i>\$31,135.00</i>	<i>\$3,736.20</i>	<i>\$9,202.00</i>	<i>12.00%</i>
<i>American Breast Cancer Foundation Inc</i>	<i>Bristol Marketing Associates Inc</i>	<i>8</i>	<i>\$48,265.66</i>	<i>\$8,497.94</i>	<i>\$83,899.50</i>	<i>17.61%</i>
<i>American Breast Cancer Foundation Inc</i>	<i>Data Communications Inc</i>	<i>8</i>	<i>\$35,063.00</i>	<i>\$4,207.56</i>	<i>\$0.00</i>	<i>12.00%</i>
<i>American Breast Cancer Foundation Inc</i>	<i>Reese Teleservices Inc</i>	<i>8</i>	<i>\$239,322.00</i>	<i>\$28,719.00</i>	<i>\$1,318,429.00</i>	<i>12.00%</i>
American Breast Cancer Foundation Inc	Royalty Services Inc	8	\$95,656.00	\$11,478.72	\$0.00	12.00%
American Civil Liberties Union	Donor Services Group LLC	1	\$87,572.00	(\$17,543.00)	\$95,038.00	-20.03%

DATA OBTAINED FROM INTERIM AND CLOSING STATEMENTS FILED BY PROFESSIONAL FUND RAISERS

CHARITABLE ORGANIZATION	PROFESSIONAL FUND RAISER	GEO. AREA	GROSS RECEIPTS	NET TO CHARITY	UNCOLLECTED PLEDGES	% TO CHARITY
American Civil Liberties Union	Share Group Inc	1	\$1,680,563.00	\$674,574.00	\$0.00	40.14%
American Civil Liberties Union	Telefund Inc	1	\$759,536.00	(\$172,903.27)	\$2,603,869.00	-22.76%
American Civil Liberties Union Foundation Inc	Donor Services Group LLC	1	\$432,000.00	\$377,080.00	\$67,390.00	87.29%
<i>American Council of the Blind Inc</i>	<i>Integral Resources Inc</i>	8	<i>\$376,566.95</i>	<i>\$150,000.00</i>	<i>\$177,855.05</i>	<i>39.83%</i>
<i>American Council of the Blind Inc</i>	<i>Integral Resources Inc</i>	8	<i>\$118,563.89</i>	<i>\$0.00</i>	<i>\$165,740.01</i>	<i>0.00%</i>
American Diabetes Association Inc	A. D. P. Publications Inc	8	\$112,224.00	\$25,250.40	\$0.00	22.50%
American Diabetes Association Inc	Infocision Management Corporation	8	\$1,715,037.00	\$883,941.30	\$0.00	51.54%
American Farmland Trust	Share Group Inc	8	\$7,667.00	(\$2,903.00)	\$0.00	-37.86%
<i>American Foundation for Disabled Children Inc</i>	<i>Campaign Center Inc (The)</i>	<i>1</i>	<i>\$12,337.00</i>	<i>\$2,467.00</i>	<i>\$0.00</i>	<i>20.00%</i>
American Heart Association Inc	Infocision Management Corporation	8	\$1,173,149.00	\$538,037.00	\$0.00	45.86%
American Institute for Cancer Research Inc	Infocision Management Corporation	8	\$1,396,001.64	\$358,683.00	\$0.00	25.69%
American Israel Public Affairs Committee	IDT Contact Services Inc	8	\$102,788.00	\$67,911.00	\$108,528.00	66.07%
American Kidney Fund Inc	Infocision Management Corporation	8	\$1,200.00	\$0.00	\$0.00	0.00%
American Lebanese Syrian Associated Charities Inc (a/k/a St Jude Children's Research Hospital)	Infocision Management Corporation	8	\$5,472,235.40	\$3,832,450.40	\$0.00	70.03%
<i>American Legion-Dunbar Post # 1642</i>	<i>Marketing Squad Inc</i>	<i>5</i>	<i>\$8,726.00</i>	<i>\$1,745.00</i>	<i>\$0.00</i>	<i>20.00%</i>
American Leprosy Missions Inc	MDS Communications Corporation	8	\$142,747.00	\$92,670.00	\$25,321.00	64.92%
American Lung Association Inc	Infocision Management Corporation	1	\$356,177.82	\$158,474.75	\$0.00	44.49%
American Society for the Prevention of Cruelty to Animals	Outreach Associates Inc	1	\$544,904.00	\$265,676.00	\$0.00	48.76%
American Society for the Prevention of Cruelty to Animals	Telefund Inc	1	\$1,235,766.00	\$669,110.07	\$997,490.00	54.15%
American Veteran Relief Foundation	S & E Marketing Ltd	8	\$31,678.00	\$3,168.00	\$0.00	10.00%
American Veteran Relief Foundation	Standard Call (The) (Sandone, Michael A)	8	\$12,261.00	\$2,084.37	\$0.00	17.00%
AMIT Women Inc	IDT Contact Services Inc	1	\$10,667.00	\$7,269.50	\$0.00	68.15%

DATA OBTAINED FROM INTERIM AND CLOSING STATEMENTS FILED BY PROFESSIONAL FUND RAISERS

CHARITABLE ORGANIZATION	PROFESSIONAL FUND RAISER	GEO. AREA	GROSS RECEIPTS	NET TO CHARITY	UNCOLLECTED PLEDGES	% TO CHARITY
Amityville Fire Department	Tan Productions Inc	2	\$15,410.00	\$8,475.50	\$0.00	55.00%
Amityville Patrolmen's Benevolent Association Inc	Tan Productions Inc	2	\$33,465.00	\$16,732.50	\$0.00	50.00%
Amnesty International of the USA Inc	IDC Ltd	1	\$1,118,059.76	\$999,135.80	\$0.00	89.36%
Amnesty International of the USA Inc	Public Interest Communications Inc	1	\$387,615.00	\$190,306.00	\$0.00	49.10%
Amnesty International of the USA Inc	Share Group Inc	1	\$677,770.00	\$367,346.00	\$0.00	54.20%
Amnesty International of the USA Inc	Telefund Inc	1	\$1,331,328.50	\$636,904.64	\$1,928,783.50	47.84%
Anti-Defamation League of B'nai B'rith	Donor Services Group LLC	1	\$510,980.00	\$208,256.00	\$0.00	40.76%
AOPA Air Safety Foundation Inc	Telefund Inc	8	\$884,181.88	\$582,380.88	\$242,506.00	65.87%
Appalachian Mountain Club	Share Group Inc	8	\$301,694.00	\$133,428.00	\$0.00	44.23%
Arthritis Foundation Inc	Infocision Management Corporation	8	\$89,458.00	\$80,091.81	\$0.00	89.53%
Association for Disabled Firefighters Inc	S & E Marketing Ltd	8	\$298,901.00	\$29,890.10	\$0.00	10.00%
<i>Association for Firefighters and Paramedics Inc</i>	<i>Marketing Squad Inc</i>	8	<i>\$19,043.00</i>	<i>\$1,904.00</i>	<i>\$0.00</i>	<i>10.00%</i>
<i>Association for Firefighters and Paramedics Inc</i>	<i>New Liberty Promotions Inc</i>	8	<i>\$228,499.61</i>	<i>\$20,772.69</i>	<i>\$0.00</i>	<i>9.09%</i>
<i>Association for Firefighters and Paramedics Inc</i>	<i>TCB Enterprises Inc</i>	8	<i>\$45,734.00</i>	<i>\$4,573.40</i>	<i>\$0.00</i>	<i>10.00%</i>
Association of Graduates of the US Military Academy	IDC Ltd	3	\$69,525.00	\$19,905.43	\$0.00	28.63%
Auburn Police Local #195	Vee Concepts of New York Inc	5	\$67,810.00	\$27,124.00	\$0.00	40.00%
B'nai B'rith	Telefund Inc	8	\$84,636.00	\$13,305.76	\$67,234.00	15.72%
<i>Badge and Shield Club Inc</i>	<i>Campaign Headquarters Inc</i>	7	<i>\$86,926.00</i>	<i>\$28,685.58</i>	<i>\$0.00</i>	<i>33.00%</i>
<i>Ballet Theatre Foundation Inc (American Ballet Theatre)</i>	<i>DCM Inc</i>	1	<i>\$808,723.00</i>	<i>\$598,772.90</i>	<i>\$0.00</i>	<i>74.04%</i>
<i>Batavia Police Benevolent Association</i>	<i>Niagara Frontier Advertising Associates Inc</i>	7	<i>\$15,000.00</i>	<i>\$10,000.00</i>	<i>\$0.00</i>	<i>66.67%</i>
<i>Bath Police Benevolent Association</i>	<i>Event Marketing (Narde, James E)</i>	6	<i>\$31,233.00</i>	<i>\$10,931.55</i>	<i>\$0.00</i>	<i>35.00%</i>
Bath Police Benevolent Association	Event Marketing (Narde, James E)	6	\$31,785.50	\$11,124.93	\$0.00	35.00%
<i>Bi-County Helpline for Abuse Against Women & Children</i>	<i>Mure Associates Inc</i>	2	<i>\$164,550.00</i>	<i>\$32,910.00</i>	<i>\$0.00</i>	<i>20.00%</i>

DATA OBTAINED FROM INTERIM AND CLOSING STATEMENTS FILED BY PROFESSIONAL FUND RAISERS

CHARITABLE ORGANIZATION	PROFESSIONAL FUND RAISER	GEO. AREA	GROSS RECEIPTS	NET TO CHARITY	UNCOLLECTED PLEDGES	% TO CHARITY
Big Flats Masonic Lodge #378	Theodore Productions Inc	6	\$8,080.00	\$1,000.00	\$2,660.00	12.38%
Binghamton Police Benevolent Association Inc	Northeastern Advertising (Morgan, William J)	5	\$66,855.00	\$33,427.50	\$0.00	50.00%
Binghamton Police Supervisors Association Inc	Northeastern Advertising (Morgan, William J)	5	\$22,437.50	\$11,218.75	\$0.00	50.00%
Boston Ballet Inc	SD&A Teleservices Inc	8	\$300,882.00	\$170,735.00	\$42,475.00	56.74%
Brady Campaign to Prevent Gun Violence	Outreach Associates Inc	8	\$179,083.00	\$62,706.00	\$0.00	35.02%
Brady Campaign to Prevent Gun Violence	SD&A Teleservices Inc	8	\$6,895.00	(\$2,353.00)	\$5,385.00	-34.13%
Brady Campaign to Prevent Gun Violence	Share Group Inc	8	\$301,781.00	\$144,845.00	\$0.00	48.00%
Bread for the World Inc	Share Group Inc	8	\$278,000.00	\$61,716.00	\$0.00	22.20%
<i>Brooklyn Botanic Garden Corporation</i>	<i>ComNet Marketing Group Inc</i>	<i>1</i>	<i>\$5,940.00</i>	<i>\$3,072.71</i>	<i>\$0.00</i>	<i>51.73%</i>
Brooklyn Institute of Arts and Sciences (The Brooklyn Museum)	DCM Inc	1	\$47,425.00	\$7,405.00	\$18,940.00	15.61%
Brooklyn Institute of Arts and Sciences (The Brooklyn Museum)	DCM Inc	1	\$220,196.35	\$96,013.85	\$212,358.65	43.60%
Broome County Humane Society and Relief Association	Event Marketing (Narde, James E)	5	\$26,528.00	\$7,958.40	\$0.00	30.00%
Broome County Sheriffs Department Employees Local #2012 AFSCME AFL-CIO	Stage Door Music Productions Inc	5	\$117,493.00	\$29,373.25	\$0.00	25.00%
Broome County Sheriffs Law Enforcement Officers Association	Northeastern Advertising (Morgan, William J)	5	\$44,437.50	\$22,218.75	\$0.00	50.00%
Buffalo Philharmonic Orchestra Society Inc	Phoenix Resource Group Inc	7	\$428,629.50	\$213,119.50	\$218,000.00	49.72%
<i>Cancer Center for Detection and Prevention</i>	<i>Bee LC</i>	<i>8</i>	<i>\$698,068.07</i>	<i>\$70,701.16</i>	<i>\$305,006.93</i>	<i>10.13%</i>
Cancer Fund of America Inc	Barry E Schmoyer & Associates Inc	8	\$27,440.00	\$4,116.00	\$58,765.00	15.00%
<i>Cancer Fund of America Inc</i>	<i>Bee LC</i>	<i>8</i>	<i>\$524,044.42</i>	<i>\$52,958.01</i>	<i>\$74,677.58</i>	<i>10.11%</i>
<i>Cancer Fund of America Inc</i>	<i>Civic Development Group LLC</i>	<i>8</i>	<i>\$740,193.00</i>	<i>\$91,599.00</i>	<i>\$0.00</i>	<i>12.38%</i>
<i>Cancer Recovery Foundation of America</i>	<i>Contract Communications Inc</i>	<i>8</i>	<i>\$2,145,416.00</i>	<i>\$429,083.00</i>	<i>\$696,272.00</i>	<i>20.00%</i>

DATA OBTAINED FROM INTERIM AND CLOSING STATEMENTS FILED BY PROFESSIONAL FUND RAISERS

CHARITABLE ORGANIZATION	PROFESSIONAL FUND RAISER	GEO. AREA	GROSS RECEIPTS	NET TO CHARITY	UNCOLLECTED PLEDGES	% TO CHARITY
<i>Cancer Recovery Foundation of America</i>	<i>Integral Resources Inc</i>	8	\$183,747.40	\$72,000.00	\$82,211.13	39.18%
Cancer Recovery Foundation of America	Public Interest Communications Inc	8	\$100.00	(\$1,303.50)	\$200.00	-1303.50%
<i>Caring For Our Children Foundation</i>	<i>Midwest Publishing-DN Inc</i>	8	\$447,648.68	\$44,764.88	\$0.00	10.00%
Carnegie Hall Society Inc	SD&A Teleservices Inc	1	\$2,612,296.00	\$1,979,902.00	\$178,799.50	75.79%
Cattaraugus County Sheriff's Employees' Benevolent Association	Event Marketing (Narde, James E)	7	\$64,808.00	\$22,682.80	\$0.00	35.00%
<i>Cattaraugus County Sheriff's Employees' Benevolent Association</i>	<i>Event Marketing (Narde, James E)</i>	7	\$62,833.00	\$21,991.55	\$0.00	35.00%
<i>Cayuga Club Police Benevolent Association Inc</i>	<i>Spotlight Music Productions Inc</i>	7	\$57,375.00	\$19,001.00	\$0.00	33.12%
Cayuga County Deputy Sheriff's Benevolent Association	Event Marketing (Narde, James E)	5	\$48,523.00	\$20,379.66	\$0.00	42.00%
Center for Victims of Torture	Share Group Inc	8	\$63,705.00	\$35,981.00	\$0.00	56.48%
<i>Central New York Firemen's Association Inc</i>	<i>Caring People Enterprises Inc</i>	5	\$90,078.95	\$27,023.68	\$0.00	30.00%
Central Square Pop Warner Football Inc	Municipal Marketing (Forsyth, David)	5	\$23,540.00	\$4,708.00	\$0.00	20.00%
Central Square Recreation Baseball League Inc	Municipal Marketing (Forsyth, David)	5	\$25,753.00	\$7,725.90	\$0.00	30.00%
<i>Cheektowaga Police Captains and Lieutenants Association</i>	<i>Civic Partners (Warburton, Donald)</i>	7	\$79,581.00	\$25,000.00	\$0.00	31.41%
Cheektowaga Police Club Inc	Niagara Frontier Advertising Associates Inc	7	\$50,482.09	\$13,850.00	\$0.00	27.44%
Chemung County Corrections Officers Local #3978	Northeastern Advertising (Morgan, William J)	6	\$29,140.00	\$10,199.00	\$0.00	35.00%
<i>Chemung County Deputy Sheriffs Association</i>	<i>Event Marketing (Narde, James E)</i>	6	\$67,910.00	\$28,522.20	\$0.00	42.00%
Chemung County Emergency Protective Inc	Northeastern Advertising (Morgan, William J)	6	\$14,745.00	\$4,423.50	\$0.00	30.00%
Chenango County Law Enforcement Association	Event Marketing (Narde, James E)	5	\$37,479.00	\$13,117.65	\$0.00	35.00%
Chesapeake Bay Foundation Inc	Share Group Inc	8	\$310,882.00	\$69,124.00	\$0.00	22.23%
Children's Charity Fund Inc	All Star Productions (Messmore, Barbara)	8	\$4,990.00	\$998.00	\$0.00	20.00%
Children's Charity Fund Inc	Caring People Enterprises Inc	8	\$52,721.50	\$10,544.30	\$0.00	20.00%
Children's Charity Fund Inc	Royalty Services Inc	8	\$8,500.00	\$2,155.00	\$0.00	25.35%

DATA OBTAINED FROM INTERIM AND CLOSING STATEMENTS FILED BY PROFESSIONAL FUND RAISERS

CHARITABLE ORGANIZATION	PROFESSIONAL FUND RAISER	GEO. AREA	GROSS RECEIPTS	NET TO CHARITY	UNCOLLECTED PLEDGES	% TO CHARITY
Children's Wish Foundation International Inc	Facter Direct Ltd	8	\$867,297.00	\$236,045.00	\$73,117.00	27.22%
Children's Wish Foundation International Inc	Heritage Company Inc (The)	8	\$8,064,044.27	\$2,582,181.41	\$2,469,601.55	32.02%
<i>Childrens Leukemia Research Association Inc</i>	<i>Xentel Inc</i>	2	<i>\$1,307,589.00</i>	<i>\$192,721.80</i>	<i>\$1,164,518.52</i>	<i>14.74%</i>
Christian Advocates Serving Evangelism Inc	Infocision Management Corporation	8	\$6,884,568.14	\$5,403,018.15	\$0.00	78.48%
Christian Appalachian Project Inc	Public Interest Communications Inc	8	\$730,085.00	\$638,753.00	\$0.00	87.49%
Christian Coalition of America Inc	MDS Communications Corporation	8	\$380,659.00	\$140,584.00	\$138,884.00	36.93%
Christian Research Institute Inc	Infocision Management Corporation	8	\$256,233.15	\$57,674.80	\$0.00	22.51%
<i>Cicero Police Benevolent Association Inc</i>	<i>Caring People Enterprises Inc</i>	5	<i>\$47,703.00</i>	<i>\$15,741.99</i>	<i>\$0.00</i>	<i>33.00%</i>
City Harvest Inc	Outreach Associates Inc	1	\$173,966.00	\$111,183.00	\$0.00	63.91%
City of Rensselaer Police Officers Union Inc	Gotham Productions Inc	4	\$26,427.00	\$6,606.75	\$0.00	25.00%
<i>City of Tonawanda Frontier Police Club</i>	<i>Niagara Frontier Advertising Associates Inc</i>	7	<i>\$11,735.00</i>	<i>\$10,000.00</i>	<i>\$0.00</i>	<i>85.22%</i>
Civil War Preservation Trust	Public Interest Communications Inc	8	\$74,738.91	\$7,921.05	\$62,880.09	10.60%
<i>Coalition Against Breast Cancer Inc</i>	<i>Campaign Center Inc (The)</i>	2	<i>\$716,455.00</i>	<i>\$143,291.00</i>	<i>\$0.00</i>	<i>20.00%</i>
Coalition of Police and Sheriffs Inc	S & E Marketing Ltd	8	\$268,389.63	\$26,838.97	\$0.00	10.00%
Coalition of Police and Sheriffs Inc	S & E Marketing Ltd	8	\$331,108.00	\$33,111.00	\$0.00	10.00%
Cohoes Police Officers Union Inc	Stage Door Music Productions Inc	4	\$42,340.00	\$10,000.00	\$0.00	23.62%
<i>Colonial Williamsburg Foundation</i>	<i>Facter Direct Ltd</i>	8	<i>\$695,057.00</i>	<i>\$289,182.00</i>	<i>\$260,067.00</i>	<i>41.61%</i>
Columbia County Correction Officers Local #3828	Stage Door Music Productions Inc	4	\$62,990.50	\$15,000.00	\$0.00	23.81%
Committee for Missing Children Inc	Xentel Inc	8	\$2,336,370.98	\$253,637.09	\$1,998,072.00	10.86%
Common Cause	Outreach Associates Inc	8	\$389,421.00	\$165,698.00	\$0.00	42.55%
Common Cause	Public Interest Communications Inc	8	\$56,291.50	\$19,650.31	\$29,550.50	34.91%
Concerned Women for America	Infocision Management Corporation	8	\$1,388,330.82	\$590,029.50	\$0.00	42.50%
Concerned Women for America	MDS Communications Corporation	8	\$455,101.00	\$0.00	\$537,781.00	0.00%

DATA OBTAINED FROM INTERIM AND CLOSING STATEMENTS FILED BY PROFESSIONAL FUND RAISERS

CHARITABLE ORGANIZATION	PROFESSIONAL FUND RAISER	GEO. AREA	GROSS RECEIPTS	NET TO CHARITY	UNCOLLECTED PLEDGES	% TO CHARITY
<i>Connecticut Players Foundation Inc (Long Wharf Theatre)</i>	<i>DCM Inc</i>	8	\$520,826.00	\$384,995.34	\$0.00	73.92%
Consumers Union of United States Inc	Lester Inc	3	\$380,734.00	\$220,804.00	\$151,057.00	57.99%
Cooperative for Assistance and Relief Everywhere Inc (CARE)	MDS Communications Corporation	8	\$2,459,423.00	\$1,701,473.00	\$484,341.00	69.18%
<i>Cornerstone Soup Kitchen & Food Pantry Inc</i>	<i>Royalty Services Inc</i>	4	\$205,137.00	\$61,541.10	\$0.00	30.00%
<i>Correction Officers Benevolent Association of Rockland County Inc</i>	<i>National Benefit Company</i>	3	\$75,276.00	\$26,346.60	\$0.00	35.00%
Court Officers Benevolent Association of Nassau County	Tan Productions Inc	2	\$174,217.50	\$66,202.65	\$0.00	38.00%
Crime Prevention Association of Western New York Inc	Stage Door Music Productions Inc	7	\$35,209.00	\$8,098.07	\$0.00	23.00%
Crime Stoppers of Suffolk County Inc	Suffolk Productions Inc	2	\$17,970.00	\$4,492.00	\$0.00	25.00%
Croton Police Association Inc	Community Services Inc	3	\$47,437.00	\$19,923.54	\$0.00	42.00%
Crystal City Police Benevolent Association Inc	Event Marketing (Narde, James E)	5	\$44,550.00	\$16,929.00	\$0.00	38.00%
Cyprus Temple of the A A O N M S of Albany New York	Cunningham & Moore Inc	4	\$126,785.00	\$35,048.75	\$0.00	27.64%
Dazzle School of Visual and Performing Arts Inc	Caring People Enterprises Inc	6	\$53,022.26	\$13,255.56	\$0.00	25.00%
Defeat Diabetes Foundation Inc	All Star Productions (Messmore, Barbara)	8	\$12,170.00	\$3,042.50	\$0.00	25.00%
<i>Defeat Diabetes Foundation Inc</i>	<i>Campaign Center Inc (The)</i>	8	\$166,946.00	\$33,390.00	\$0.00	20.00%
<i>Defeat Diabetes Foundation Inc</i>	<i>Caring People Enterprises Inc</i>	8	\$105,382.03	\$21,076.41	\$0.00	20.00%
<i>Defeat Diabetes Foundation Inc</i>	<i>Standard Call (The) (Sandone, Michael A)</i>	8	\$4,650.00	\$1,206.00	\$0.00	25.94%
Defenders of Wildlife Inc	Public Interest Communications Inc	8	\$635,730.50	(\$105,690.69)	\$94,707.00	-16.63%
<i>Department of New York Veterans of Foreign Wars of the United States Inc</i>	<i>Marketing Squad Inc</i>	4	\$391,904.00	\$58,786.00	\$0.00	15.00%
<i>Department of New York Veterans of Foreign Wars of the United States Inc</i>	<i>Xentel Inc</i>	4	\$424,713.83	\$63,707.07	\$0.00	15.00%
Deputies Association of the County of Steuben	Event Marketing (Narde, James E)	6	\$68,309.00	\$30,739.05	\$0.00	45.00%

DATA OBTAINED FROM INTERIM AND CLOSING STATEMENTS FILED BY PROFESSIONAL FUND RAISERS

CHARITABLE ORGANIZATION	PROFESSIONAL FUND RAISER	GEO. AREA	GROSS RECEIPTS	NET TO CHARITY	UNCOLLECTED PLEDGES	% TO CHARITY
Deputy Sheriff's Benevolent Association of Onondaga County Inc	Stage Door Music Productions Inc	5	\$90,000.00	\$22,500.00	\$0.00	25.00%
Dian Fossey Gorilla Fund International Inc	Outreach Associates Inc	8	\$35,701.00	\$14,287.00	\$0.00	40.02%
Disabled Firefighters Fund	S & E Marketing Ltd	8	\$327,784.00	\$32,778.00	\$0.00	10.00%
Disabled Firefighters Fund	S & E Marketing Ltd	8	\$682,785.56	\$68,278.56	\$0.00	10.00%
Disabled Veterans of America Inc-PFC Salvatore J Armato	Campaign Center Inc (The)	2	\$1,308.75	\$261.75	\$0.00	20.00%
Doris Day Animal League	Public Interest Communications Inc	8	\$159,499.00	\$102,750.74	\$0.00	64.42%
Dutchess County Correction Officers Benevolent Association	Stage Door Music Productions Inc	3	\$115,480.10	\$22,996.02	\$0.00	19.91%
<i>Earthjustice</i>	<i>Facter Direct Ltd</i>	8	<i>\$57,994.00</i>	<i>\$17,143.00</i>	<i>\$17,143.00</i>	<i>29.56%</i>
Earthjustice	Share Group Inc	8	\$144,935.00	\$60,581.00	\$0.00	41.80%
Earthjustice	Telefund Inc	8	\$228,955.20	\$91,996.71	\$61,325.80	40.18%
<i>East End Detachment Marine Corps League Inc</i>	<i>Campaign Center Inc (The)</i>	2	<i>\$34,505.00</i>	<i>\$6,901.00</i>	<i>\$0.00</i>	<i>20.00%</i>
Eastchester Police Benevolent Association	JNK Enterprises Inc	3	\$55,615.00	\$20,577.55	\$0.00	37.00%
Easter Seals Inc	Infocision Management Corporation	8	\$423,000.00	\$297.17	\$0.00	0.07%
Eastridge Kiwanis Charitable Foundation Inc	Marketing Squad Inc	6	\$101,697.00	\$25,424.00	\$0.00	25.00%
Educational Media Foundation	MDS Communications Corporation	8	\$629,720.00	\$523,544.00	\$506,837.00	83.14%
Elmira Heights Police Benevolent Association Inc	Event Marketing (Narde, James E)	6	\$42,395.00	\$16,110.10	\$0.00	38.00%
Empire State American Legion Convention Committee Inc	Marketing Squad Inc	4	\$427,547.00	\$64,132.00	\$0.00	15.00%
Empire State Association of the Deaf Inc	Heritage Company Inc (The)	1	\$34,382.00	\$6,773.60	\$31,658.00	19.70%
Empire State College Foundation Inc	Lester Inc	4	\$119,542.47	\$62,321.47	\$68,433.43	52.13%
Employees Union Tompkins County Sheriff Department	Event Marketing (Narde, James E)	5	\$55,788.00	\$27,894.00	\$0.00	50.00%
Endicott Police Benevolent Association Inc	Event Marketing (Narde, James E)	5	\$33,259.00	\$12,638.42	\$0.00	38.00%
Environmental Defense Action Fund	Outreach Associates Inc	1	\$12,042.00	\$1,555.00	\$0.00	12.91%

DATA OBTAINED FROM INTERIM AND CLOSING STATEMENTS FILED BY PROFESSIONAL FUND RAISERS

CHARITABLE ORGANIZATION	PROFESSIONAL FUND RAISER	GEO. AREA	GROSS RECEIPTS	NET TO CHARITY	UNCOLLECTED PLEDGES	% TO CHARITY
Environmental Defense Inc	Outreach Associates Inc	1	\$624,833.00	\$339,150.00	\$0.00	54.28%
Environmental Defense Inc	Telefund Inc	1	\$362,318.50	\$225,810.76	\$0.00	62.32%
Epilepsy Foundation of America	Infocision Management Corporation	8	\$151,130.28	\$25,793.09	\$0.00	17.07%
Farm Sanctuary Inc	Aria Communications Corporation	6	\$37,613.08	\$6,684.58	\$16,885.92	17.77%
Field Museum of Natural History	Share Group Inc	8	\$327,855.00	\$244,852.00	\$0.00	74.68%
<i>Fire Victims Charitable Foundation Inc</i>	<i>Midwest Publishing-DN Inc</i>	8	<i>\$219,883.11</i>	<i>\$32,982.42</i>	<i>\$0.00</i>	<i>15.00%</i>
Fishkill Police Cadets Boy Scouts of America Post EP-49	Stage Door Music Productions Inc	3	\$29,136.00	\$4,953.12	\$0.00	17.00%
Food for the Hungry Inc	MDS Communications Corporation	8	\$276,437.00	\$198,223.00	\$57,062.00	71.71%
Food Pantries for the Capital District Inc	Capital District Callers Inc	4	\$259,900.00	\$155,940.00	\$0.00	60.00%
Foundation for a Christian Civilization Inc	Univision Marketing Group Inc	8	\$55,269.00	\$19,431.32	\$4,329.00	35.16%
Foundation for AIDS Research (f/k/a American Foundation for AIDS Research)	Share Group Inc	1	\$111,380.00	\$47,735.00	\$0.00	42.86%
Foundation for National Progress	Telefund Inc	8	\$187,635.00	\$7,966.83	\$229,370.00	4.25%
<i>Fraternal Order of Police Empire State Lodge Inc</i>	<i>Civic Development Group LLC</i>	2	<i>\$258,566.00</i>	<i>\$44,940.00</i>	<i>\$0.00</i>	<i>17.38%</i>
<i>Freeport Police Benevolent Association</i>	<i>Tan Productions Inc</i>	2	<i>\$43,220.00</i>	<i>\$21,610.00</i>	<i>\$0.00</i>	<i>50.00%</i>
Fulton Police Benevolent Association	Badge Publications (Littlejohn, James N)	5	\$36,426.00	\$12,749.10	\$0.00	35.00%
Fund for Animals Inc	Share Group Inc	1	\$32,020.00	\$1,374.00	\$0.00	4.29%
Gay Mens Health Crisis Inc	Share Group Inc	1	\$106,745.00	\$57,049.00	\$0.00	53.44%
Glen Cove City Police Benevolent Association Inc	Tan Productions Inc	2	\$41,665.00	\$20,832.50	\$0.00	50.00%
Glenville Police Benevolent Association	Nordel Publishing Inc	4	\$39,252.50	\$17,663.62	\$0.00	45.00%
God's Love We Deliver Inc	Share Group Inc	1	\$57,570.00	\$22,421.00	\$0.00	38.95%
Greater Rochester Junior Chamber of Commerce Inc	Marketing Squad Inc	6	\$79,168.00	\$22,755.00	\$0.00	28.74%
<i>Greece Police Gold Badge Club</i>	<i>Stage Door Music Productions Inc</i>	6	<i>\$117,852.81</i>	<i>\$30,334.54</i>	<i>\$0.00</i>	<i>25.74%</i>

DATA OBTAINED FROM INTERIM AND CLOSING STATEMENTS FILED BY PROFESSIONAL FUND RAISERS

CHARITABLE ORGANIZATION	PROFESSIONAL FUND RAISER	GEO. AREA	GROSS RECEIPTS	NET TO CHARITY	UNCOLLECTED PLEDGES	% TO CHARITY
<i>Green Acres of Rochester NY Inc</i>	<i>Marketing Squad Inc</i>	6	\$184,486.00	\$36,897.00	\$0.00	20.00%
Greenburgh Uniformed Firefighters Association Inc	S & M Enterprises Inc	3	\$47,755.00	\$15,004.15	\$800.00	31.42%
Greenpeace Fund Inc.	Aria Communications Corporation	8	\$110,714.64	\$74,984.82	\$38,838.36	67.73%
Greenpeace Inc	Donor Services Group LLC	8	\$1,174,125.00	\$446,158.00	\$650,693.00	38.00%
Greenpeace Inc	Donor Services Group LLC	8	\$736,737.00	\$116,759.00	\$629,535.00	15.85%
Haverstraw Police Athletic League Inc	Stage Door Music Productions Inc	3	\$122,162.50	\$20,783.02	\$0.00	17.01%
<i>Heart Support of America Inc</i>	<i>Bee LC</i>	8	\$442,259.78	\$71,984.25	\$284,984.72	16.28%
Heifer Project International Inc	Outreach Associates Inc	8	\$461,102.00	\$222,575.00	\$0.00	48.27%
Hempstead Police Benevolent Association Inc	Island Marketing Concepts Inc	2	\$201,303.00	\$50,325.75	\$0.00	25.00%
Heritage Foundation Inc (DC)	Factor Direct Ltd	8	\$690,424.00	\$74,528.00	\$0.00	10.79%
Herkimer County Volunteer Firemens Association Inc	Caring People Enterprises Inc	5	\$25,338.00	\$6,334.50	\$0.00	25.00%
Hickory Club Patrolmens Benevolent Association Inc	Spotlight Music Productions Inc	7	\$29,320.00	\$14,000.00	\$6,255.00	47.75%
Hispanic Scholarship Fund	Outreach Associates Inc	8	\$12,616.00	(\$309.00)	\$0.00	-2.45%
Holt International Children's Service Inc	MDS Communications Corporation	8	\$50,416.00	\$26,262.00	\$24,648.00	52.09%
Hope Cancer Fund	Gelmar Ltd	8	\$4,365.00	\$873.00	\$0.00	20.00%
<i>Horseheads Police Benevolent Association Inc</i>	<i>Event Marketing (Narde, James E)</i>	6	\$62,868.00	\$28,290.60	\$0.00	45.00%
<i>Hudson Valley Volunteer Firemens Association</i>	<i>Caring People Enterprises Inc</i>	3	\$79,463.75	\$23,839.12	\$0.00	30.00%
<i>Hughsonville Fire Company</i>	<i>Stage Door Music Productions Inc</i>	3	\$52,290.00	\$8,889.30	\$0.00	17.00%
Human Rights Campaign Inc	Share Group Inc	8	\$1,571,605.00	\$801,261.00	\$0.00	50.98%
Human Rights Campaign Inc	Telefund Inc	8	\$2,471,301.19	\$1,568,138.89	\$0.00	63.45%
Humane Society of the United States Inc	Share Group Inc	8	\$1,562,814.00	\$113,686.00	\$0.00	7.27%
Hunger Action Network of New York State	Capital District Callers Inc	4	\$116,308.00	\$63,969.40	\$0.00	55.00%
Institute of Technology Foundation at Utica Rome Inc	Lester Inc	5	\$38,805.62	\$11,437.62	\$21,158.88	29.47%

DATA OBTAINED FROM INTERIM AND CLOSING STATEMENTS FILED BY PROFESSIONAL FUND RAISERS

CHARITABLE ORGANIZATION	PROFESSIONAL FUND RAISER	GEO. AREA	GROSS RECEIPTS	NET TO CHARITY	UNCOLLECTED PLEDGES	% TO CHARITY
Interfaith Alliance Inc	Facter Direct Ltd	8	\$624,196.00	\$210,238.00	\$191,732.00	33.68%
Interfaith Alliance Inc	Outreach Associates Inc	8	\$116,478.00	\$8,331.00	\$0.00	7.15%
Interfaith Alliance Inc	Public Interest Communications Inc	8	\$13,484.00	\$2,395.82	\$0.00	17.77%
Interfaith Alliance Inc	Share Group Inc	8	\$28,987.00	\$16,824.00	\$0.00	58.04%
International Campaign for Tibet	Public Interest Communications Inc	8	\$170,242.00	\$25,952.76	\$42,613.00	15.24%
<i>International Center of Photography</i>	<i>ComNet Marketing Group Inc</i>	<i>1</i>	<i>\$3,545.00</i>	<i>\$686.09</i>	<i>\$0.00</i>	<i>19.35%</i>
International Fellowship of Christians and Jews Inc	Infocision Management Corporation	8	\$1,426,012.54	\$1,076,186.80	\$0.00	75.47%
International Fund for Animal Welfare Inc	Share Group Inc	8	\$104,507.00	(\$32,048.00)	\$0.00	-30.67%
International Rescue Committee Inc	Share Group Inc	1	\$226,356.00	\$114,110.00	\$0.00	50.41%
International Rescue Committee Inc	Telefund Inc	1	\$305,063.59	\$111,221.33	\$190,980.41	36.46%
<i>International Union of Police Associations AFL-CIO</i>	<i>LAS LLC</i>	<i>8</i>	<i>\$1,054,365.38</i>	<i>\$245,000.00</i>	<i>\$0.00</i>	<i>23.24%</i>
International Union of Police Associations AFL-CIO	LAS LLC	8	\$2,438,309.50	\$375,000.00	\$0.00	15.38%
Jane Goodall Institute for Wildlife Research Education and Conservation	Outreach Associates Inc	8	\$284,614.00	\$133,418.00	\$0.00	46.88%
Jazz at Lincoln Center Inc	DCM Inc	1	\$149,631.00	\$115,903.00	\$0.00	77.46%
Jefferson County Deputy Sheriff Association	Northeastern Advertising (Morgan, William J)	5	\$50,720.00	\$23,000.00	\$0.00	45.35%
Jefferson County Deputy Sheriff Association	Stage Door Music Productions Inc	5	\$90,875.00	\$18,180.95	\$0.00	20.01%
Jewish Federation of Rockland County	IDT Contact Services Inc	3	\$16,900.00	\$12,747.50	\$3,069.00	75.43%
John E Creedon Police Benevolent Association of Utica NY Inc	Municipal Marketing (Forsyth, David)	5	\$108,501.00	\$32,995.60	\$0.00	30.41%
Johnson City Police Association	Northeastern Advertising (Morgan, William J)	5	\$26,515.00	\$10,606.00	\$0.00	40.00%
<i>Junior Police Academy</i>	<i>TCB Enterprises Inc</i>	<i>8</i>	<i>\$22,892.00</i>	<i>\$3,329.55</i>	<i>\$785.00</i>	<i>14.54%</i>
<i>Kenmore Club Police Benevolent Association Inc</i>	<i>Niagara Frontier Advertising Associates Inc</i>	<i>7</i>	<i>\$16,306.03</i>	<i>\$13,000.00</i>	<i>\$0.00</i>	<i>79.73%</i>
<i>Kids Wish Network Inc</i>	<i>Reese Teleservices Inc</i>	<i>8</i>	<i>\$512,764.00</i>	<i>\$61,532.00</i>	<i>\$1,048,993.00</i>	<i>12.00%</i>

DATA OBTAINED FROM INTERIM AND CLOSING STATEMENTS FILED BY PROFESSIONAL FUND RAISERS

CHARITABLE ORGANIZATION	PROFESSIONAL FUND RAISER	GEO. AREA	GROSS RECEIPTS	NET TO CHARITY	UNCOLLECTED PLEDGES	% TO CHARITY
Kingston Police Benevolent Association	Gotham Productions Inc	3	\$57,169.00	\$14,292.25	\$0.00	25.00%
Kingston Police Gold Shield Society	Gotham Productions Inc	3	\$47,006.27	\$13,161.75	\$0.00	28.00%
Kiwanis Club of Rochester NY Inc	Marketing Squad Inc	6	\$61,237.00	\$15,309.00	\$0.00	25.00%
Knights of Columbus-Monsignor Delaney Council #5983	Campaign Center Inc (The)	2	\$6,010.00	\$1,315.00	\$0.00	21.88%
Lake City Police Club	Badge Publications (Littlejohn, James N)	5	\$38,766.00	\$13,568.10	\$0.00	35.00%
<i>Lake Mohegan Professional Fire Fighters Association Inc</i>	<i>S & M Enterprises Inc</i>	3	<i>\$28,030.00</i>	<i>\$9,810.50</i>	<i>\$1,500.00</i>	<i>35.00%</i>
Lambda Legal Defense & Education Fund Inc	Facter Direct Ltd	1	\$30,148.00	\$17,173.00	\$14,718.00	56.96%
League of Conservation Voters Inc	Telefund Inc	8	\$249,273.75	\$55,616.80	\$177,694.25	22.31%
League of Women Voters Education Fund	Share Group Inc	8	\$35,000.00	\$29,987.00	\$0.00	85.68%
League of Women Voters of the United States	Outreach Associates Inc	8	\$142,871.86	\$35,365.00	\$0.00	24.75%
League of Women Voters of the United States	Share Group Inc	8	\$78,605.00	\$48,478.00	\$0.00	61.67%
<i>Leukemia and Lymphoma Society Inc</i>	<i>Infocision Management Corporation</i>	3	<i>\$1,118,497.63</i>	<i>\$616,143.39</i>	<i>\$0.00</i>	<i>55.09%</i>
Life Issues Institute Inc	MDS Communications Corporation	8	\$108,489.00	\$49,959.00	\$43,894.00	46.05%
Lincoln Center for the Performing Arts Inc	Outreach Associates Inc	1	\$886.00	(\$4,437.00)	\$0.00	-500.79%
Long Island Coalition for Life Inc	MDS Communications Corporation	2	\$47,370.00	\$32,144.00	\$0.00	67.86%
<i>Long Island Responds</i>	<i>Mure Associates Inc</i>	2	<i>\$257,890.00</i>	<i>\$25,789.00</i>	<i>\$0.00</i>	<i>10.00%</i>
<i>Long Island State Park Police Benevolent Association Inc</i>	<i>Campaign Center Inc (The)</i>	2	<i>\$185,708.00</i>	<i>\$46,427.00</i>	<i>\$0.00</i>	<i>25.00%</i>
Lynbrook Police Benevolent Association Inc	Island Marketing Concepts Inc	2	\$57,845.00	\$17,353.50	\$0.00	30.00%
<i>Manor Park Seniors Ltd</i>	<i>Campaign Center Inc (The)</i>	2	<i>\$30,501.00</i>	<i>\$6,100.00</i>	<i>\$0.00</i>	<i>20.00%</i>
MAP International	MDS Communications Corporation	8	\$42,400.00	\$27,859.00	\$16,903.00	65.71%
Marine Corps League-Captain William Dale O'Brien Detachment	Capital District Callers Inc	4	\$17,969.50	\$9,883.22	\$0.00	55.00%
Marine Corps League-Electric City Detachment	Capital District Callers Inc	4	\$20,779.00	\$11,428.45	\$0.00	55.00%

DATA OBTAINED FROM INTERIM AND CLOSING STATEMENTS FILED BY PROFESSIONAL FUND RAISERS

CHARITABLE ORGANIZATION	PROFESSIONAL FUND RAISER	GEO. AREA	GROSS RECEIPTS	NET TO CHARITY	UNCOLLECTED PLEDGES	% TO CHARITY
<i>Marine Corps League-Huntington Long Island Detachment</i>	<i>Campaign Center Inc (The)</i>	2	\$47,062.00	\$11,765.50	\$0.00	25.00%
Marine Corps League-Troy Detachment Inc	Capital District Callers Inc	4	\$17,969.50	\$9,883.22	\$0.00	55.00%
Mattydale Liverpool North Syracuse Vikings Inc	Municipal Marketing (Forsyth, David)	5	\$14,225.00	\$4,551.00	\$0.00	31.99%
<i>Medecins Sans Frontieres USA Inc</i>	<i>Harris Direct</i>	1	\$1,853,314.00	\$1,171,901.90	\$767,147.00	63.23%
Mercy Corps	MDS Communications Corporation	8	\$488,559.00	\$338,495.00	\$164,400.00	69.28%
Metropolitan New York Coordinating Council on Jewish Poverty	IDT Contact Services Inc	1	\$1,359.00	\$0.00	\$2,777.00	0.00%
Middletown Fire Police	Stage Door Music Productions Inc	3	\$57,604.22	\$11,520.84	\$0.00	20.00%
Miracle Flights for Kids	Tele-Response Center Inc	8	\$1,801,787.29	\$575,287.40	\$0.00	31.93%
<i>Monroe County Volunteer Firemen's Association Inc</i>	<i>Caring People Enterprises Inc</i>	6	\$37,830.00	\$11,349.00	\$0.00	30.00%
Mothers Against Drunk Driving	DialAmerica Marketing Inc	8	\$2,197,545.00	\$634,195.00	\$1,310,259.00	28.86%
<i>Mothers Against Drunk Driving</i>	<i>Heritage Company Inc (The)</i>	8	\$385,700.16	\$192,850.07	\$124,870.84	50.00%
<i>Mothers Against Drunk Driving</i>	<i>Heritage Company Inc (The)</i>	8	\$3,632,105.15	\$1,857,943.02	\$1,067,902.68	51.15%
Mothers Against Drunk Driving	Public Interest Communications Inc	8	\$327,982.93	\$167,957.42	\$0.00	51.21%
<i>Mountain Lake Public Telecommunications Council Inc (WCFE)</i>	<i>ComNet Marketing Group Inc</i>	4	\$6,568.71	\$4,632.94	\$2,830.00	70.53%
<i>Multiple Sclerosis Association of America Inc</i>	<i>Heritage Company Inc (The)</i>	8	\$5,346,569.59	\$2,295,404.97	\$1,385,847.41	42.93%
Multiple Sclerosis Association of America Inc	Tele-Response Center Inc	8	\$471,715.37	\$129,943.05	\$0.00	27.55%
<i>NARAL Pro-Choice America</i>	<i>EARTHtel Inc</i>	8	\$743,831.00	\$458,857.45	\$0.00	61.69%
NARAL Pro-Choice America	Facter Direct Ltd	8	\$748,647.00	\$415,843.00	\$213,765.00	55.55%
<i>NARAL Pro-Choice America</i>	<i>Gordon & Schwenkmeyer Inc</i>	8	\$506,065.12	\$11,344.04	\$0.00	2.24%
NARAL Pro-Choice America	Harris Direct	8	\$89,054.25	\$5,718.25	\$33,827.75	6.42%
NARAL Pro-Choice America	Outreach Associates Inc	8	\$399,960.00	\$48,679.00	\$0.00	12.17%

DATA OBTAINED FROM INTERIM AND CLOSING STATEMENTS FILED BY PROFESSIONAL FUND RAISERS

CHARITABLE ORGANIZATION	PROFESSIONAL FUND RAISER	GEO. AREA	GROSS RECEIPTS	NET TO CHARITY	UNCOLLECTED PLEDGES	% TO CHARITY
NARAL Pro-Choice America	Public Interest Communications Inc	8	\$65,543.00	(\$13,876.68)	\$62,445.00	-21.17%
NARAL Pro-Choice America	SD&A Teleservices Inc	8	\$266,667.00	(\$56,974.00)	\$359,925.00	-21.37%
NARAL Pro-Choice America	Share Group Inc	8	\$969,296.00	\$692,490.00	\$0.00	71.44%
<i>Nassau County Council Veterans of Foreign Wars of the United States Inc</i>	<i>Campaign Center Inc (The)</i>	2	<i>\$181,006.00</i>	<i>\$36,201.00</i>	<i>\$0.00</i>	<i>20.00%</i>
Nassau County Detectives Law Enforcement Night Committee	Island Marketing Concepts Inc	2	\$56,434.00	\$14,108.50	\$0.00	25.00%
National Aquarium in Baltimore Inc	Phone Bank Systems Inc	8	\$32,555.00	\$27,460.32	\$1,336.00	84.35%
National Aquarium in Baltimore Inc	Phone Bank Systems Inc	8	\$89,573.00	\$60,872.59	\$39,464.00	67.96%
National Association for the Advancement of Colored People	Share Group Inc	8	\$428,682.00	\$190,523.00	\$0.00	44.44%
National Audubon Society Inc	Share Group Inc	1	\$582,649.00	\$194,528.00	\$0.00	33.39%
National Breast Cancer Coalition	Share Group Inc	8	\$62,525.00	\$36,162.00	\$0.00	57.84%
National Cancer Coalition Inc	Public Interest Communications Inc	8	\$68,351.68	\$25.78	\$96,231.00	0.04%
National Cancer Coalition Inc	Xentel Inc	8	\$729,110.00	\$88,493.00	\$410,932.00	12.14%
<i>National Caregiving Foundation</i>	<i>Reese Teleservices Inc</i>	8	<i>\$1,338,317.00</i>	<i>\$336,000.00</i>	<i>\$822,972.00</i>	<i>25.11%</i>
National Center for Freedom & Renewal Inc	Infocision Management Corporation	8	\$113,569.78	\$939.21	\$0.00	0.83%
<i>National Children's Cancer Society Inc</i>	<i>Heritage Company Inc (The)</i>	8	<i>\$3,251,533.89</i>	<i>\$1,350,153.92</i>	<i>\$1,246,097.01</i>	<i>41.52%</i>
<i>National Federation of the Blind of New York State Inc</i>	<i>Capital District Callers Inc</i>	1	<i>\$83,361.00</i>	<i>\$26,675.52</i>	<i>\$0.00</i>	<i>32.00%</i>
<i>National Foundation to Prevent Child Sexual Abuse Inc</i>	<i>Contract Communications Inc</i>	8	<i>\$144,326.00</i>	<i>\$15,319.00</i>	<i>\$21,708.00</i>	<i>10.61%</i>
National Gay & Lesbian Task Force Foundation	Outreach Associates Inc	8	\$104,083.00	\$54,993.00	\$0.00	52.84%
National Museum of Women in the Arts Inc	Outreach Associates Inc	8	\$260,244.00	\$99,396.00	\$0.00	38.19%
<i>National Narcotic Officers Associations Coalition</i>	<i>Midwest Publishing-DN Inc</i>	8	<i>\$345,113.96</i>	<i>\$51,767.09</i>	<i>\$0.00</i>	<i>15.00%</i>
National Organization for Women Inc	Share Group Inc	8	\$1,083,764.00	\$530,739.00	\$0.00	48.97%

DATA OBTAINED FROM INTERIM AND CLOSING STATEMENTS FILED BY PROFESSIONAL FUND RAISERS

CHARITABLE ORGANIZATION	PROFESSIONAL FUND RAISER	GEO. AREA	GROSS RECEIPTS	NET TO CHARITY	UNCOLLECTED PLEDGES	% TO CHARITY
National Organization for Women-NYS Inc	Gordon & Schwenkmeyer Inc	4	\$257,889.00	\$90,275.81	\$0.00	35.01%
National Organization for Women-NYS Foundation Inc	Gordon & Schwenkmeyer Inc	4	\$25,288.00	\$14,160.11	\$0.00	56.00%
National Parks Conservation Association	Factor Direct Ltd	8	\$394,342.00	\$146,914.00	\$176,532.00	37.26%
National Parks Conservation Association	Share Group Inc	8	\$311,850.00	\$56,650.00	\$0.00	18.17%
<i>National Police Defense Foundation Inc</i>	<i>New Liberty Promotions Inc</i>	8	<i>\$232,111.68</i>	<i>\$34,816.76</i>	<i>\$0.00</i>	<i>15.00%</i>
National Right to Life Committee Inc	Infocision Management Corporation	8	\$432,331.58	\$123,497.57	\$0.00	28.57%
National Right to Life Committee Inc	MDS Communications Corporation	8	\$3,250,249.00	\$808,528.00	\$2,169,991.00	24.88%
National Right to Life Committee Inc	Treasure State Development Corporation	8	\$51,469.00	\$34,484.23	\$0.00	67.00%
National Right to Life Committee Inc	Univision Marketing Group Inc	8	\$126,336.60	\$25,422.35	\$200,657.00	20.12%
National Trust for Historic Preservation in the United States	Donor Services Group LLC	8	\$654,624.00	\$230,079.00	\$302,223.00	35.15%
<i>National Veterans Services Fund Inc</i>	<i>Bee LC</i>	8	<i>\$375,820.17</i>	<i>\$47,141.46</i>	<i>\$46,169.33</i>	<i>12.54%</i>
National Wildlife Federation	Donor Services Group LLC	8	\$505,526.00	(\$158,843.00)	\$667,322.00	-31.42%
National Wildlife Federation	Share Group Inc	8	\$532,551.00	\$136,632.00	\$0.00	25.66%
National World War II Museum Inc (f/k/a The National D-Day Museum Foundation Inc)	ComNet Marketing Group Inc	8	\$2,736.00	\$2,736.00	\$212.00	100.00%
Natural Resources Defense Council Inc	Donor Services Group LLC	1	\$1,238,252.00	\$331,633.00	\$695,457.00	26.78%
<i>New Jersey Symphony Orchestra</i>	<i>DCM Inc</i>	8	<i>\$358,423.00</i>	<i>\$122,124.00</i>	<i>\$0.00</i>	<i>34.07%</i>
New York AMVETS Inc	Xentel Inc	2	\$727,628.71	\$20,000.00	\$0.00	2.75%
New York and Presbyterian Hospital	Telecomp Inc	1	\$561,605.00	\$263,537.31	\$0.00	46.93%
<i>New York Cares Inc</i>	<i>Gordon & Schwenkmeyer Inc</i>	<i>1</i>	<i>\$91,248.00</i>	<i>\$62,554.48</i>	<i>\$0.00</i>	<i>68.55%</i>
New York City Ballet Inc	SD&A Teleservices Inc	1	\$1,491,673.00	\$1,102,110.00	\$54,076.00	73.88%
New York City Opera Inc	DCM Inc	1	\$246,295.00	\$130,215.48	\$0.00	52.87%
<i>New York City Opera Inc</i>	<i>DCM Inc</i>	<i>1</i>	<i>\$1,542,078.00</i>	<i>\$1,087,506.80</i>	<i>\$0.00</i>	<i>70.52%</i>

DATA OBTAINED FROM INTERIM AND CLOSING STATEMENTS FILED BY PROFESSIONAL FUND RAISERS

CHARITABLE ORGANIZATION	PROFESSIONAL FUND RAISER	GEO. AREA	GROSS RECEIPTS	NET TO CHARITY	UNCOLLECTED PLEDGES	% TO CHARITY
New York Law Enforcement Association Inc	Stage Door Music Productions Inc	6	\$197,031.19	\$42,317.17	\$0.00	21.48%
<i>New York Organization of Narcotics Enforcers Inc</i>	<i>Xentel Inc</i>	<i>1</i>	<i>\$188,760.00</i>	<i>\$28,314.00</i>	<i>\$0.00</i>	<i>15.00%</i>
<i>New York Police Chief's Benevolent Association Inc</i>	<i>New Liberty Promotions Inc</i>	<i>3</i>	<i>\$1,098,234.83</i>	<i>\$175,717.57</i>	<i>\$0.00</i>	<i>16.00%</i>
New York Shakespeare Festival	DCM Inc	1	\$171,437.00	\$105,966.03	\$0.00	61.81%
<i>New York Shakespeare Festival</i>	<i>DCM Inc</i>	<i>1</i>	<i>\$81,215.50</i>	<i>\$20,074.95</i>	<i>\$0.00</i>	<i>24.72%</i>
<i>New York State Association of PBA's Inc</i>	<i>Mac Communications (MacDonald, John T)</i>	<i>2</i>	<i>\$170,275.87</i>	<i>\$51,303.49</i>	<i>\$17,765.00</i>	<i>30.13%</i>
<i>New York State Association of PBA's Inc</i>	<i>Midwest Publishing-DN Inc</i>	<i>2</i>	<i>\$619,067.47</i>	<i>\$105,241.47</i>	<i>\$0.00</i>	<i>17.00%</i>
New York State Association of PBA's Inc	New Liberty Promotions Inc	2	\$164,366.08	\$24,654.92	\$0.00	15.00%
<i>New York State Association of Chiefs of Police Inc</i>	<i>Suffolk Productions Inc</i>	<i>4</i>	<i>\$562,512.00</i>	<i>\$168,754.00</i>	<i>\$0.00</i>	<i>30.00%</i>
<i>New York State Association of Chiefs of Police Inc</i>	<i>Xentel Inc</i>	<i>4</i>	<i>\$374,427.00</i>	<i>\$74,885.40</i>	<i>\$804,518.00</i>	<i>20.00%</i>
New York State Court Clerks Association	Tan Productions Inc	1	\$99,545.00	\$29,863.50	\$0.00	30.00%
<i>New York State Deputies Association Inc</i>	<i>Midwest Publishing-DN Inc</i>	<i>5</i>	<i>\$372,156.42</i>	<i>\$63,266.59</i>	<i>\$0.00</i>	<i>17.00%</i>
New York State Jaycees Inc	Marketing Squad Inc	5	\$177,429.00	\$26,614.00	\$0.00	15.00%
New York State Park Police PBA Inc	Northeastern Advertising (Morgan, William J)	2	\$12,030.00	\$4,812.00	\$0.00	40.00%
<i>New York State Park Police PBA Inc</i>	<i>Suffolk Productions Inc</i>	<i>2</i>	<i>\$99,248.00</i>	<i>\$24,812.00</i>	<i>\$0.00</i>	<i>25.00%</i>
New York State Right to Life Committee Inc	MDS Communications Corporation	4	\$351,869.00	\$194,713.00	\$120,877.00	55.34%
<i>New York State Tenants & Neighbors Coalition Inc</i>	<i>Gordon & Schwenkmeyer Inc</i>	<i>1</i>	<i>\$125,741.85</i>	<i>\$71,462.37</i>	<i>\$0.00</i>	<i>56.83%</i>
<i>New York State Union of Police Associations Inc</i>	<i>Xentel Inc</i>	<i>3</i>	<i>\$630,961.48</i>	<i>\$154,275.00</i>	<i>\$0.00</i>	<i>24.45%</i>
Niagara County Deputy Sheriffs Association Inc	Stage Door Music Productions Inc	7	\$167,707.80	\$33,541.56	\$0.00	20.00%
<i>Niagara Falls New York Police Athletic League</i>	<i>Campaign Headquarters Inc</i>	<i>7</i>	<i>\$72,552.50</i>	<i>\$15,961.50</i>	<i>\$0.00</i>	<i>22.00%</i>
Niagara Falls New York Police Athletic League	Campaign Headquarters Inc	7	\$82,180.00	\$27,941.00	\$0.00	34.00%
Niskayuna Police Benevolent Association Inc	Nordel Publishing Inc	4	\$66,073.00	\$26,059.50	\$0.00	39.44%
Nora Lam Chinese Ministries International	Infocision Management Corporation	8	\$112,692.20	\$50,157.74	\$0.00	44.51%

DATA OBTAINED FROM INTERIM AND CLOSING STATEMENTS FILED BY PROFESSIONAL FUND RAISERS

CHARITABLE ORGANIZATION	PROFESSIONAL FUND RAISER	GEO. AREA	GROSS RECEIPTS	NET TO CHARITY	UNCOLLECTED PLEDGES	% TO CHARITY
North Shore Animal League America Inc	Public Interest Communications Inc	2	\$297,650.74	\$118,130.94	\$0.00	39.69%
North Shore Animal League America Inc	Univision Marketing Group Inc	2	\$125,435.00	(\$107,064.84)	\$0.00	-85.35%
North Syracuse Police Benevolent Association	Municipal Marketing (Forsyth, David)	5	\$11,795.00	\$3,413.75	\$0.00	28.94%
North Tonawanda Policemen Benevolent Association Inc	Stage Door Music Productions Inc	7	\$65,373.53	\$13,481.00	\$0.00	20.62%
Northeast Mobile Search and Rescue Inc	Capital District Callers Inc	4	\$64,196.00	\$35,307.80	\$0.00	55.00%
<i>Northern New York Volunteer Firemens Association Inc</i>	<i>Caring People Enterprises Inc</i>	5	<i>\$77,207.00</i>	<i>\$19,301.75</i>	<i>\$0.00</i>	<i>25.00%</i>
Norwich Police Benevolent Association	Event Marketing (Narde, James E)	5	\$21,662.00	\$10,831.00	\$0.00	50.00%
<i>NYST Benefit Fund Inc</i>	<i>Trooper Publishing Inc</i>	4	<i>\$560,504.87</i>	<i>\$139,716.95</i>	<i>\$0.00</i>	<i>24.93%</i>
Ocean Conservancy Inc	Public Interest Communications Inc	8	\$87,551.75	\$74,002.71	\$0.00	84.52%
<i>Oneonta Police Benevolent Association</i>	<i>Event Marketing (Narde, James E)</i>	5	<i>\$46,960.00</i>	<i>\$17,844.80</i>	<i>\$0.00</i>	<i>38.00%</i>
Onondaga County Deputy Sheriffs Police Association Inc	Municipal Marketing (Forsyth, David)	5	\$142,639.00	\$42,791.00	\$0.00	30.00%
Onondaga County Volunteer Firemen's Association Inc	Caring People Enterprises Inc	5	\$113,701.87	\$34,110.56	\$0.00	30.00%
<i>Operation Lookout National Center for Missing Youth</i>	<i>Contract Communications Inc</i>	8	<i>\$556,106.00</i>	<i>\$61,172.00</i>	<i>\$299,855.00</i>	<i>11.00%</i>
<i>Operation Lookout National Center for Missing Youth</i>	<i>Midwest Publishing-DN Inc</i>	8	<i>\$150,917.20</i>	<i>\$22,637.58</i>	<i>\$0.00</i>	<i>15.00%</i>
Operation Smile Inc	Infocision Management Corporation	8	\$98,919.11	\$60,363.01	\$0.00	61.02%
Orange County Deputy Sheriffs Police Benevolent Association	Gotham Productions Inc	3	\$113,746.50	\$28,436.62	\$0.00	25.00%
Orange County Deputy Sheriffs Police Benevolent Association	Gotham Productions Inc	3	\$93,016.50	\$23,254.12	\$0.00	25.00%
Orange County K-9 Association Inc	Stage Door Music Productions Inc	3	\$88,512.69	\$17,663.44	\$0.00	19.96%
Oriental Temple AAONMS	Cunningham & Moore Inc	4	\$151,472.39	\$40,177.50	\$0.00	26.52%
<i>Orleans County Deputy Sheriffs Association Inc</i>	<i>Spotlight Music Productions Inc</i>	7	<i>\$33,524.00</i>	<i>\$8,500.00</i>	<i>\$0.00</i>	<i>25.36%</i>
Orleans County Deputy Sheriffs Association Inc	Spotlight Music Productions Inc	7	\$33,448.00	\$8,417.00	\$0.00	25.16%
Ossining Police Athletic League	Spotlight Music Productions Inc	3	\$63,610.00	\$19,083.00	\$0.00	30.00%

DATA OBTAINED FROM INTERIM AND CLOSING STATEMENTS FILED BY PROFESSIONAL FUND RAISERS

CHARITABLE ORGANIZATION	PROFESSIONAL FUND RAISER	GEO. AREA	GROSS RECEIPTS	NET TO CHARITY	UNCOLLECTED PLEDGES	% TO CHARITY
<i>Otsego County Deputy Sheriffs Police Benevolent Association</i>	<i>Event Marketing (Narde, James E)</i>	5	\$46,655.00	\$16,329.25	\$0.00	35.00%
Our American Veterans Inc	All Star Productions (Messmore, Barbara)	8	\$5,696.00	\$1,139.20	\$0.00	20.00%
Owego Police Benevolent Association	Vee Concepts of New York Inc	5	\$13,000.00	\$13,000.00	\$0.00	100.00%
Oxfam America Inc	Share Group Inc	8	\$795,741.00	\$426,243.00	\$0.00	53.57%
Oxfam America Inc	Telefund Inc	8	\$345,598.58	\$208,824.93	\$80,198.42	60.42%
Parents, Families and Friends of Lesbians and Gays Inc	Outreach Associates Inc	8	\$46,772.00	\$21,111.00	\$0.00	45.14%
Parents, Families and Friends of Lesbians and Gays Inc	Outreach Associates Inc	8	\$38,417.00	\$16,976.00	\$0.00	44.19%
<i>Parents of Retarded Children Camp Fund Inc</i>	<i>Marketing Squad Inc</i>	7	\$283,858.00	\$56,772.00	\$0.00	20.00%
Patrolman's Benevolent Association of Southampton Town Inc	Tan Productions Inc	2	\$63,485.00	\$34,916.75	\$0.00	55.00%
Patrolmen's Benevolent Association of Long Beach New York Inc	Suffolk Productions Inc	2	\$52,033.00	\$20,813.00	\$0.00	40.00%
Peekskill Police Association Inc	Starlet Music Productions (Corbett, Herbert)	3	\$77,270.00	\$23,000.00	\$0.00	29.77%
People for the American Way	Share Group Inc	8	\$527,876.00	\$183,775.00	\$0.00	34.81%
People for the American Way	Telefund Inc	8	\$253,194.00	\$49,411.55	\$251,038.00	19.52%
People for the Ethical Treatment of Animals Inc	Share Group Inc	8	\$332,950.00	\$50,975.00	\$0.00	15.31%
People for the Ethical Treatment of Animals Inc	Telefund Inc	8	\$46,982.84	(\$27,457.99)	\$116,571.16	-58.44%
Perkins School for the Blind	Share Group Inc	8	\$22,180.00	\$10,212.00	\$0.00	46.04%
Perry F Barrett Police Club	Municipal Marketing (Forsyth, David)	7	\$44,400.00	\$8,880.00	\$0.00	20.00%
Philharmonic-Symphony Society of New York Inc (New York Philharmonic Symphony Society)	DCM Inc	1	\$1,443,449.00	\$968,370.10	\$70,470.00	67.09%
Phillips Collection	Outreach Associates Inc	8	\$65,839.00	\$12,788.00	\$0.00	19.42%
Physicians for Social Responsibility Inc	Outreach Associates Inc	8	\$215,151.00	\$88,671.00	\$0.00	41.21%

DATA OBTAINED FROM INTERIM AND CLOSING STATEMENTS FILED BY PROFESSIONAL FUND RAISERS

CHARITABLE ORGANIZATION	PROFESSIONAL FUND RAISER	GEO. AREA	GROSS RECEIPTS	NET TO CHARITY	UNCOLLECTED PLEDGES	% TO CHARITY
Planetary Society	Harris Direct	8	\$10,775.00	\$4,399.70	\$7,725.00	40.83%
<i>Planned Parenthood Action Fund Inc</i>	<i>Donor Services Group LLC</i>	1	\$204,082.39	\$117,547.94	\$65,464.61	57.60%
Planned Parenthood Action Fund Inc	Public Interest Communications Inc	1	\$79,727.72	\$27,610.18	\$56,508.28	34.63%
Planned Parenthood Action Fund Inc	Share Group Inc	1	\$223,166.27	\$139,421.45	\$0.00	62.47%
Planned Parenthood Action Fund Inc	Telefund Inc	1	\$192,573.50	\$97,394.45	\$84,649.50	50.58%
<i>Planned Parenthood Federation of America Inc</i>	<i>Donor Services Group LLC</i>	1	\$2,187,820.47	\$1,434,714.96	\$227,182.53	65.58%
Planned Parenthood Federation of America Inc	Public Interest Communications Inc	1	\$556,204.50	\$182,794.07	\$154,459.00	32.86%
Planned Parenthood Federation of America Inc	Share Group Inc	1	\$465,923.86	\$242,445.44	\$0.00	52.04%
Planned Parenthood Federation of America Inc	Telefund Inc	1	\$310,064.00	\$130,443.85	\$138,938.00	42.07%
Planned Parenthood Hudson Peconic Inc	Lester Inc	3	\$12,953.00	\$4,974.00	\$7,248.00	38.40%
Planned Parenthood of the Rochester Syracuse Region Inc	MJM & Associates Inc	6	\$20,841.00	\$10,849.99	\$11,290.00	52.06%
Planned Parenthood of the Rochester Syracuse Region Inc	MJM & Associates Inc	6	\$20,439.00	\$11,906.16	\$10,375.00	58.25%
Playwrights Horizons Inc	DCM Inc	1	\$42,200.00	\$13,832.00	\$0.00	32.78%
Playwrights Horizons Inc	DCM Inc	1	\$253,451.00	\$153,391.70	\$0.00	60.52%
Pleasantville New York Police Benevolent Association Inc	S & M Enterprises Inc	3	\$44,045.00	\$13,653.95	\$1,700.00	31.00%
<i>Police Association of the City of Yonkers Inc</i>	<i>TCB Enterprises Inc</i>	3	\$247,115.50	\$82,943.40	\$0.00	33.56%
Police Athletic League of Yonkers Foundation Inc	TCB Enterprises Inc	3	\$179,051.00	\$62,667.85	\$0.00	35.00%
<i>Police Athletic Team of Suffolk County Inc</i>	<i>Suffolk Productions Inc</i>	2	\$38,593.00	\$10,806.00	\$0.00	28.00%
<i>Police Benevolent Association of Elmira New York Inc</i>	<i>Northeastern Advertising (Morgan, William J)</i>	6	\$65,898.00	\$32,949.00	\$0.00	50.00%
Police Benevolent Association of Mount Kisco NY Inc	JNK Enterprises Inc	3	\$83,655.00	\$29,279.25	\$0.00	35.00%
Police Benevolent Association of the City of White Plains	JNK Enterprises Inc	3	\$126,975.00	\$50,790.00	\$0.00	40.00%
Police Captains and Lieutenants Association of Erie County Inc	Civic Partners (Warburton, Donald)	7	\$64,172.00	\$27,500.00	\$0.00	42.85%

DATA OBTAINED FROM INTERIM AND CLOSING STATEMENTS FILED BY PROFESSIONAL FUND RAISERS

CHARITABLE ORGANIZATION	PROFESSIONAL FUND RAISER	GEO. AREA	GROSS RECEIPTS	NET TO CHARITY	UNCOLLECTED PLEDGES	% TO CHARITY
<i>Police Conference of New York Inc</i>	<i>Xentel Inc</i>	4	\$590,791.00	\$118,158.20	\$1,137,985.00	20.00%
Police Officer Defense Fund of New York State Inc	Xentel Inc	3	\$95,744.69	\$63,000.00	\$97,001.81	65.80%
<i>Police Protective Fund</i>	<i>Data Communications Inc</i>	8	\$39,965.28	\$4,795.83	\$0.00	12.00%
<i>Police Protective Fund</i>	<i>TCB Enterprises Inc</i>	8	\$15,491.00	\$2,323.65	\$260.00	15.00%
Policemen's Benevolent Association of Westchester County Inc	S & M Enterprises Inc	3	\$59,840.00	\$23,337.60	\$0.00	39.00%
Population Connection	Share Group Inc	8	\$19,262.00	(\$1,700.00)	\$0.00	-8.83%
<i>Port Washington Police Athletic League Inc</i>	<i>Tan Productions Inc</i>	2	\$27,642.00	\$13,821.00	\$0.00	50.00%
Port Washington Police Benevolent Association Inc	Tan Productions Inc	2	\$60,218.00	\$30,109.00	\$0.00	50.00%
Potsdam Police Protective Association	Stage Door Music Productions Inc	5	\$35,768.00	\$6,438.24	\$0.00	18.00%
<i>Project Cure Inc</i>	<i>Bee LC</i>	8	\$705,934.83	\$86,456.41	\$74,868.17	12.25%
<i>Project Hope The People to People Health Foundation Inc</i>	<i>Public Interest Communications Inc</i>	8	\$55,894.00	\$14,805.07	\$0.00	26.49%
<i>Promenade Nationale Corporation</i>	<i>Heritage Company Inc (The)</i>	8	\$101,144.00	\$17,906.19	\$32,114.00	17.70%
<i>Public Broadcasting Council of Central NY Inc (WCNY)</i>	<i>ComNet Marketing Group Inc</i>	5	\$54,502.00	\$33,661.11	\$0.00	61.76%
Public Citizen Foundation Inc	Telefund Inc	8	\$87,981.00	\$62,898.84	\$68,374.00	71.49%
Public Citizen Inc	Telefund Inc	8	\$140,806.00	(\$92,123.14)	\$147,256.00	-65.43%
<i>Putnam County Sheriff's Department Police Benevolent Association</i>	<i>Community Services Inc</i>	3	\$51,905.00	\$24,142.50	\$0.00	46.51%
Putnam County Volunteer Fireman's Association Inc	Community Services Inc	3	\$75,987.00	\$22,796.10	\$0.00	30.00%
Queens College Foundation Inc	RuffaloCODY LLC	1	\$237,414.00	\$133,844.05	\$74,869.00	56.38%
Rails-to-Trails Conservancy	Public Interest Communications Inc	8	\$35,568.00	\$2,102.63	\$12,070.00	5.91%
<i>Reach Our Children Inc</i>	<i>Royalty Services Inc</i>	8	\$25,388.00	\$3,808.20	\$0.00	15.00%
Religious Coalition for Reproductive Choice Inc	Share Group Inc	8	\$68,322.00	\$11,641.00	\$0.00	17.04%

DATA OBTAINED FROM INTERIM AND CLOSING STATEMENTS FILED BY PROFESSIONAL FUND RAISERS

CHARITABLE ORGANIZATION	PROFESSIONAL FUND RAISER	GEO. AREA	GROSS RECEIPTS	NET TO CHARITY	UNCOLLECTED PLEDGES	% TO CHARITY
<i>Rensselaer County Deputy Sheriffs Police Benevolent Association</i>	<i>Gotham Productions Inc</i>	4	\$55,144.50	\$16,543.35	\$0.00	30.00%
<i>Reserve Police Officers Association</i>	<i>Marketing Squad Inc</i>	3	\$115,134.00	\$17,270.00	\$0.00	15.00%
Retired Police Association of the State of New York Inc	Data Communications Inc	2	\$16,311.00	\$2,446.65	\$0.00	15.00%
Riverhead Police Benevolent Association Inc	Tan Productions Inc	2	\$37,265.00	\$19,005.15	\$0.00	51.00%
Rochester Philharmonic Orchestra Inc	Telecomp Inc	6	\$438,134.51	\$326,815.25	\$118,548.75	74.59%
Rockland County Sheriffs Deputies Association Inc	National Benefit Company	3	\$103,163.00	\$36,107.05	\$0.00	35.00%
Roger Wyburn-Mason & Jack M Blount Foundation for Eradication of Rheumatoid Disease Inc	Bee LC	8	\$178,036.22	\$21,768.02	\$92,204.78	12.23%
Rutherford Institute	MDS Communications Corporation	8	\$42,319.00	\$12,968.00	\$14,640.00	30.64%
Rye Country Day School	Lester Inc	3	\$48,395.00	\$39,732.00	\$575.00	82.10%
SADD Inc	Tele-Response Center Inc	8	\$2,135,817.91	\$1,001,267.34	\$0.00	46.88%
Saratoga County Deputy Sheriffs PBA	Nordel Publishing Inc	4	\$49,788.50	\$22,404.82	\$0.00	45.00%
SAT 7 North America	MDS Communications Corporation	8	\$13,700.00	\$7,406.00	\$3,090.00	54.06%
Save the Children Federation Inc	Infocision Management Corporation	8	\$49,841.00	\$14,160.00	\$0.00	28.41%
Save the Children Federation Inc	Univision Marketing Group Inc	8	\$105,170.01	\$8,057.87	\$12,998.00	7.66%
Schenectady County Sheriffs Benevolent Association	Gotham Productions Inc	4	\$114,964.00	\$34,489.20	\$0.00	30.00%
Schenectady Police Benevolent Association	Gotham Productions Inc	4	\$143,565.45	\$35,891.37	\$0.00	25.00%
Scotia Patrolmens Benevolent Association Inc	Gotham Productions Inc	4	\$25,214.00	\$7,564.20	\$0.00	30.00%
Self Help for Hard of Hearing People Western NY Chapter	Marketing Squad Inc	7	\$5,168.00	\$775.00	\$0.00	15.00%
<i>Sheriff's Silver Star Association Inc</i>	<i>Stage Door Music Productions Inc</i>	5	\$101,745.47	\$25,005.55	\$0.00	24.58%
Sierra Club	Outreach Associates Inc	8	\$3,415,381.00	\$1,979,617.00	\$0.00	57.96%
Sierra Club	Telefund Inc	8	\$1,489,245.90	\$1,227,395.85	\$0.00	82.42%
<i>Sleepy Hollow Police Benevolent Association Inc</i>	<i>S & M Enterprises Inc</i>	3	\$19,875.00	\$6,956.25	\$1,100.00	35.00%

DATA OBTAINED FROM INTERIM AND CLOSING STATEMENTS FILED BY PROFESSIONAL FUND RAISERS

CHARITABLE ORGANIZATION	PROFESSIONAL FUND RAISER	GEO. AREA	GROSS RECEIPTS	NET TO CHARITY	UNCOLLECTED PLEDGES	% TO CHARITY
Sojourners	Infocision Management Corporation	8	\$43,762.15	\$3,191.39	\$0.00	7.29%
Solvay Police Benevolent Association Inc	Municipal Marketing (Forsyth, David)	5	\$29,173.00	\$7,293.25	\$0.00	25.00%
South Glens Falls Police Benevolent Association	Royalty Services Inc	4	\$3,169.00	\$950.70	\$0.00	30.00%
<i>South Lockport Fire Company Inc</i>	<i>Spotlight Music Productions Inc</i>	7	<i>\$52,334.00</i>	<i>\$13,084.00</i>	<i>\$0.00</i>	<i>25.00%</i>
Southern Poverty Law Center Inc	Outreach Associates Inc	8	\$335,969.00	\$123,728.00	\$0.00	36.83%
Southern Poverty Law Center Inc	Share Group Inc	8	\$348,800.00	\$210,025.00	\$0.00	60.21%
Southern Poverty Law Center Inc	Telefund Inc	8	\$538,928.25	\$256,077.30	\$354,995.75	47.52%
Southern Tier Canine Association Inc	Northeastern Advertising (Morgan, William J)	5	\$17,835.00	\$8,917.50	\$0.00	50.00%
Southside Cyclones Football Club Inc	Caring People Enterprises Inc	6	\$26,586.00	\$6,646.50	\$0.00	25.00%
<i>Southwest Rochester Kiwanis Foundation Inc</i>	<i>Marketing Squad Inc</i>	6	<i>\$10,775.00</i>	<i>\$2,155.00</i>	<i>\$0.00</i>	<i>20.00%</i>
<i>Special Olympics New York Inc</i>	<i>Heritage Company Inc (The)</i>	4	<i>\$1,436,878.10</i>	<i>\$806,547.85</i>	<i>\$469,744.55</i>	<i>56.13%</i>
<i>Spring Valley Policemens Benevolent Association</i>	<i>National Benefit Company</i>	3	<i>\$25,072.00</i>	<i>\$8,775.20</i>	<i>\$0.00</i>	<i>35.00%</i>
<i>St. Lawrence Valley Educational Television Council Inc</i>	<i>ComNet Marketing Group Inc</i>	5	<i>\$15,627.00</i>	<i>\$6,330.05</i>	<i>\$0.00</i>	<i>40.51%</i>
State University of New York New Paltz Foundation Inc	Lester Inc	3	\$137,133.59	\$69,531.59	\$38,523.11	50.70%
<i>Stop the Violence Inc</i>	<i>Marketing Squad Inc</i>	4	<i>\$88,350.00</i>	<i>\$17,375.00</i>	<i>\$0.00</i>	<i>19.67%</i>
<i>Suffolk County Council Veterans of Foreign Wars of the United States Inc</i>	<i>Campaign Center Inc (The)</i>	2	<i>\$171,489.00</i>	<i>\$34,298.00</i>	<i>\$0.00</i>	<i>20.00%</i>
Suffolk County Deputy Sheriff's Benevolent Association	Tan Productions Inc	2	\$34,850.00	\$10,455.00	\$0.00	30.00%
<i>Suffolk County Detachment Marine Corps League</i>	<i>Campaign Center Inc (The)</i>	2	<i>\$207,082.00</i>	<i>\$41,416.00</i>	<i>\$0.00</i>	<i>20.00%</i>
Suffolk County Detective Investigators Police Benevolent Association	D & D Telemarketing Inc	2	\$94,380.50	\$33,033.25	\$0.00	35.00%
Suffolk County Detectives Association Inc	Suffolk Productions Inc	2	\$198,614.00	\$69,515.00	\$0.00	35.00%
<i>Suffolk County Police Athletic League Inc</i>	<i>Campaign Center Inc (The)</i>	2	<i>\$216,729.00</i>	<i>\$54,182.00</i>	<i>\$0.00</i>	<i>25.00%</i>
<i>Suffolk County Police Athletic League Inc</i>	<i>D & D Telemarketing Inc</i>	2	<i>\$114,488.50</i>	<i>\$46,403.40</i>	<i>\$0.00</i>	<i>40.53%</i>

DATA OBTAINED FROM INTERIM AND CLOSING STATEMENTS FILED BY PROFESSIONAL FUND RAISERS

CHARITABLE ORGANIZATION	PROFESSIONAL FUND RAISER	GEO. AREA	GROSS RECEIPTS	NET TO CHARITY	UNCOLLECTED PLEDGES	% TO CHARITY
Suffolk County Police Conference Inc	Tan Productions Inc	2	\$16,250.00	\$0.00	\$0.00	0.00%
Suffolk County Police Conference Inc	Tan Productions Inc	2	\$106,114.00	\$31,834.20	\$0.00	30.00%
Suffolk County Police Memorial Fund Inc	D & D Telemarketing Inc	2	\$120,286.00	\$48,134.40	\$0.00	40.02%
<i>Suffolk County Veteran Halfway House Project Inc</i>	<i>Mure Associates Inc</i>	2	<i>\$24,377.00</i>	<i>\$4,875.40</i>	<i>\$0.00</i>	<i>20.00%</i>
Sullivan County Patrolmans Benevolent Association	Mako Enterprises (Grimm, Robert)	3	\$24,837.00	\$7,451.00	\$0.00	30.00%
Supplemental Food Providers Inc	Royalty Services Inc	4	\$20,111.00	\$6,033.30	\$0.00	30.00%
Syracuse Police Benevolent Association	Municipal Marketing (Forsyth, David)	5	\$122,442.00	\$40,405.86	\$0.00	33.00%
Syracuse Symphony Orchestra Inc	DCM Inc	5	\$193,458.00	\$97,003.47	\$0.00	50.14%
Syracuse Symphony Orchestra Inc	DCM Inc	5	\$155,563.00	\$74,357.72	\$0.00	47.80%
Syracuse Symphony Orchestra Inc	Phoenix Resource Group Inc	5	\$79,084.00	\$36,084.00	\$26,558.00	45.63%
Town of Fallsburg Police Benevolent Association	Mako Enterprises (Grimm, Robert)	3	\$18,097.00	\$5,562.00	\$0.00	30.73%
<i>Town of Mt Pleasant Policemen's Benevolent Association</i>	<i>S & M Enterprises Inc</i>	3	<i>\$55,755.00</i>	<i>\$17,284.05</i>	<i>\$600.00</i>	<i>31.00%</i>
Town of Newburgh Policemen's Benevolent Association	Gotham Productions Inc	3	\$93,990.50	\$26,317.34	\$0.00	28.00%
<i>Town of Ossining PBA Inc</i>	<i>S & M Enterprises Inc</i>	3	<i>\$28,365.00</i>	<i>\$9,927.75</i>	<i>\$600.00</i>	<i>35.00%</i>
Town of Ossining PBA Inc	S & M Enterprises Inc	3	\$28,520.00	\$9,982.00	\$700.00	35.00%
Town of Saugerties Police Benevolent Association	Gotham Productions Inc	3	\$24,880.50	\$7,464.15	\$0.00	30.00%
Town of Wallkill Volunteer Ambulance Corps Inc	Spotlight Music Productions Inc	3	\$32,003.00	\$9,000.00	\$0.00	28.12%
Town Police Fraternity Inc	Starlet Music Productions (Corbett, Herbert)	3	\$44,025.00	\$13,207.50	\$0.00	30.00%
<i>Traditional Chinese Medicine World Foundation Inc</i>	<i>Suffolk Productions Inc</i>	1	<i>\$40,050.00</i>	<i>\$10,013.00</i>	<i>\$0.00</i>	<i>25.00%</i>
Trout Unlimited Inc	Share Group Inc	8	\$32,071.00	(\$21,082.00)	\$0.00	-65.74%
Trust for Public Land	Aria Communications Corporation	8	\$23,654.00	(\$2,984.85)	\$8,730.00	-12.62%
<i>Ulster County Correction Officers Benevolent Association</i>	<i>Stage Door Music Productions Inc</i>	3	<i>\$73,343.00</i>	<i>\$14,685.90</i>	<i>\$0.00</i>	<i>20.02%</i>
<i>Ulster County Sheriff's Employees Association</i>	<i>Stage Door Music Productions Inc</i>	3	<i>\$84,371.00</i>	<i>\$16,831.70</i>	<i>\$0.00</i>	<i>19.95%</i>

DATA OBTAINED FROM INTERIM AND CLOSING STATEMENTS FILED BY PROFESSIONAL FUND RAISERS

CHARITABLE ORGANIZATION	PROFESSIONAL FUND RAISER	GEO. AREA	GROSS RECEIPTS	NET TO CHARITY	UNCOLLECTED PLEDGES	% TO CHARITY
<i>Ulster County Volunteer Firemen's Association</i>	<i>Stage Door Music Productions Inc</i>	3	\$76,375.50	\$15,275.10	\$0.00	20.00%
Uniformed Court Officers Association of Suffolk County	Tan Productions Inc	2	\$136,401.00	\$40,920.30	\$0.00	30.00%
<i>Uniformed Fire Fighters Association of the City of New Rochelle Inc</i>	<i>S & M Enterprises Inc</i>	3	\$56,860.00	\$17,058.00	\$2,700.00	30.00%
<i>Uniformed Fire Fighters' Association of the City of Mount Vernon NY Inc</i>	<i>TCB Enterprises Inc</i>	3	\$94,166.00	\$32,958.10	\$0.00	35.00%
Uniformed Professional Fire Fighters Association Tonawanda NY	Stage Door Music Productions Inc	7	\$37,961.00	\$5,728.97	\$0.00	15.09%
Union of Concerned Scientists Inc	Share Group Inc	8	\$168,774.00	\$97,731.00	\$0.00	57.91%
Unitarian Universalist Service Committee Inc	Share Group Inc	8	\$240,577.00	\$168,888.00	\$0.00	70.20%
United Breast Cancer Foundation	Capital District Callers Inc	2	\$112,717.00	\$56,358.50	\$0.00	50.00%
United Cerebral Palsy Associations Inc	Harris Direct	8	\$16,943.00	\$6,401.00	\$2,104.00	37.78%
United Jewish Federation of Northeastern NY Inc	IDT Contact Services Inc	4	\$10,935.00	\$6,680.00	\$3,213.00	61.09%
United States Association for United Nations High Commissioner for Refugees (UNHCR)	Factor Direct Ltd	8	\$289,397.00	\$151,588.00	\$84,210.00	52.38%
United States Fund for UNICEF	Factor Direct Ltd	1	\$312,554.00	\$38,832.00	\$421,438.00	12.42%
United States Fund for UNICEF	Infocision Management Corporation	1	\$296,640.00	\$169,437.69	\$0.00	57.12%
<i>United States Police Canine Association/Region #7</i>	<i>Stage Door Music Productions Inc</i>	2	\$322,803.83	\$74,472.70	\$0.00	23.07%
United States Ski Team Foundation	Public Interest Communications Inc	8	\$165,995.00	\$69,231.76	\$39,532.00	41.71%
United Way of Long Island Inc	Suffolk Productions Inc	2	\$30,325.00	\$7,581.00	\$0.00	25.00%
<i>Vanished Children's Alliance</i>	<i>Heritage Company Inc (The)</i>	4	\$952,557.93	\$237,037.77	\$510,482.89	24.88%
<i>Vermont ETV Inc</i>	<i>ComNet Marketing Group Inc</i>	8	\$63,431.43	\$39,862.19	\$0.00	62.84%
Vermont ETV Inc	Share Group Inc	8	\$124,206.00	\$41,254.00	\$0.00	33.21%
<i>Vermont Public Radio</i>	<i>ComNet Marketing Group Inc</i>	8	\$23,177.00	\$13,004.75	\$9,100.00	56.11%

DATA OBTAINED FROM INTERIM AND CLOSING STATEMENTS FILED BY PROFESSIONAL FUND RAISERS

CHARITABLE ORGANIZATION	PROFESSIONAL FUND RAISER	GEO. AREA	GROSS RECEIPTS	NET TO CHARITY	UNCOLLECTED PLEDGES	% TO CHARITY
Vestal Police Benevolent Association Inc	Event Marketing (Narde, James E)	5	\$60,174.00	\$22,866.12	\$0.00	38.00%
Veterans of Foreign Wars of the United States	Tele-Response Center Inc	8	\$1,336,272.40	\$400,941.36	\$0.00	30.00%
<i>Vietnam Veterans of America-Chapter #11 Suffolk NY Inc</i>	<i>Mure Associates Inc</i>	2	<i>\$107,439.50</i>	<i>\$21,487.90</i>	<i>\$0.00</i>	<i>20.00%</i>
<i>VietNow National Headquarters</i>	<i>ABC Productions (Cowan, Christopher & Pitt, Terry)</i>	8	<i>\$18,151.00</i>	<i>\$2,904.16</i>	<i>\$0.00</i>	<i>16.00%</i>
<i>VietNow National Headquarters</i>	<i>Barry E Schmoyer & Associates Inc</i>	8	<i>\$24,755.00</i>	<i>\$3,960.80</i>	<i>\$37,185.00</i>	<i>16.00%</i>
VietNow National Headquarters	Caring People Enterprises Inc	8	\$81,915.00	\$16,383.00	\$0.00	20.00%
<i>VietNow National Headquarters</i>	<i>Safety Publications Inc</i>	8	<i>\$328,818.24</i>	<i>\$65,763.65</i>	<i>\$48,000.00</i>	<i>20.00%</i>
Village of Fishkill Police Benevolent Association	Stage Door Music Productions Inc	3	\$56,929.63	\$9,759.58	\$0.00	17.14%
Village of Hempstead Police Activity League	Island Marketing Concepts Inc	2	\$39,473.00	\$11,841.90	\$0.00	30.00%
<i>Village of Ossining Policemans Benevolent Association</i>	<i>National Benefit Company</i>	3	<i>\$34,005.00</i>	<i>\$11,901.75</i>	<i>\$0.00</i>	<i>35.00%</i>
Village of Saugerties Police Benevolent Association	Gotham Productions Inc	3	\$20,140.00	\$5,035.00	\$0.00	25.00%
<i>Voice for the Children Inc</i>	<i>Marketing Squad Inc</i>	8	<i>\$97,044.00</i>	<i>\$14,557.00</i>	<i>\$0.00</i>	<i>15.00%</i>
Wappingers Falls Police Benevolent Association	Spotlight Music Productions Inc	3	\$32,544.00	\$13,000.00	\$0.00	39.95%
<i>Wappingers Falls Police Benevolent Association</i>	<i>Spotlight Music Productions Inc</i>	3	<i>\$36,505.00</i>	<i>\$10,000.00</i>	<i>\$0.00</i>	<i>27.39%</i>
Washington National Opera	SD&A Teleservices Inc	8	\$52,693.00	\$28,271.00	\$12,397.00	53.65%
Watertown Police Benevolent Association	Stage Door Music Productions Inc	5	\$87,440.00	\$17,519.67	\$0.00	20.04%
Watkins Glen Police Benevolent Association Inc	Northeastern Advertising (Morgan, William J)	6	\$28,655.00	\$12,894.75	\$0.00	45.00%
<i>Western New York Public Broadcasting Association</i>	<i>Phone Bank Systems Inc</i>	7	<i>\$180,583.58</i>	<i>\$98,418.76</i>	<i>\$12,755.12</i>	<i>54.50%</i>
Western New York Volunteer Firemens Association	Caring People Enterprises Inc	7	\$66,251.00	\$23,350.35	\$0.00	35.25%
Western Pennsylvania Conservancy	Outreach Associates Inc	8	\$50,506.50	(\$4,824.00)	\$0.00	-9.55%
Wilderness Society	Harris Direct	8	\$335,476.00	\$207,550.63	\$56,750.00	61.87%
<i>Wilderness Society</i>	<i>Harris Direct</i>	8	<i>\$264,456.00</i>	<i>\$160,657.45</i>	<i>\$52,734.00</i>	<i>60.75%</i>

DATA OBTAINED FROM INTERIM AND CLOSING STATEMENTS FILED BY PROFESSIONAL FUND RAISERS

CHARITABLE ORGANIZATION	PROFESSIONAL FUND RAISER	GEO. AREA	GROSS RECEIPTS	NET TO CHARITY	UNCOLLECTED PLEDGES	% TO CHARITY
Wilderness Society	Public Interest Communications Inc	8	\$27,694.00	\$3,621.52	\$0.00	13.08%
Wilderness Society	Share Group Inc	8	\$205,460.00	\$110,619.00	\$0.00	53.84%
<i>Wildlife Trust Inc</i>	<i>ComNet Marketing Group Inc</i>	<i>1</i>	<i>\$1,750.00</i>	<i>(\$300.27)</i>	<i>\$305.00</i>	<i>-17.16%</i>
<i>Wishing Well Foundation USA Inc</i>	<i>J.E.K. Marketing Inc</i>	<i>8</i>	<i>\$358,863.27</i>	<i>\$73,309.13</i>	<i>\$0.00</i>	<i>20.43%</i>
<i>WMHT Educational Telecommunications Inc</i>	<i>ComNet Marketing Group Inc</i>	<i>4</i>	<i>\$78,599.00</i>	<i>\$40,567.15</i>	<i>\$0.00</i>	<i>51.61%</i>
WMHT Educational Telecommunications Inc	Telecomp Inc	4	\$661,187.00	\$340,691.02	\$594,701.38	51.53%
WNYC Radio	Aria Communications Corporation	1	\$185,728.50	\$92,696.62	\$81,009.00	49.91%
<i>WNYC Radio</i>	<i>Sage Group LLC (The)</i>	<i>1</i>	<i>\$475,201.00</i>	<i>\$254,838.00</i>	<i>\$151,048.00</i>	<i>53.63%</i>
Women's Campaign Forum	Gordon & Schwenkmeyer Inc	8	\$43,067.00	\$26,339.53	\$0.00	61.16%
World Wildlife Fund Inc	Public Interest Communications Inc	8	\$438,188.00	\$112,514.21	\$307,920.00	25.68%
World Wildlife Fund Inc	Share Group Inc	8	\$433,143.00	\$133,132.00	\$0.00	30.74%
<i>WSKG Public Telecommunications Council</i>	<i>ComNet Marketing Group Inc</i>	<i>5</i>	<i>\$28,433.00</i>	<i>\$14,023.25</i>	<i>\$0.00</i>	<i>49.32%</i>
<i>WXXI Public Broadcasting Council</i>	<i>Phone Bank Systems Inc</i>	<i>6</i>	<i>\$178,210.47</i>	<i>\$94,332.55</i>	<i>\$24,396.22</i>	<i>52.93%</i>
TOTALS		---	\$185,493,781.99	\$76,273,328.43	\$42,246,266.80	41.12%

TABLE 2
Professional Fund Raisers-
Alphabetical Order
2006 Telemarketing Campaigns

PROFESSIONAL FUND RAISER	CHARITABLE ORGANIZATION	GEO. AREA	GROSS RECEIPTS	NET TO CHARITY	UNCOLLECTED PLEDGES	% TO CHARITY
A. D. P. Publications Inc	American Diabetes Association Inc	8	\$112,224.00	\$25,250.40	\$0.00	22.50%
<i>ABC Productions (Cowan, Christopher & Pitt, Terry)</i>	<i>VietNow National Headquarters</i>	8	<i>\$18,151.00</i>	<i>\$2,904.16</i>	<i>\$0.00</i>	<i>16.00%</i>
All Star Productions (Messmore, Barbara)	Children's Charity Fund Inc	8	\$4,990.00	\$998.00	\$0.00	20.00%
All Star Productions (Messmore, Barbara)	Defeat Diabetes Foundation Inc	8	\$12,170.00	\$3,042.50	\$0.00	25.00%
All Star Productions (Messmore, Barbara)	Our American Veterans Inc	8	\$5,696.00	\$1,139.20	\$0.00	20.00%
<i>Allan C Hill Productions Inc</i>	<i>American Breast Cancer Foundation Inc</i>	8	<i>\$31,135.00</i>	<i>\$3,736.20</i>	<i>\$9,202.00</i>	<i>12.00%</i>
Aria Communications Corporation	Farm Sanctuary Inc	6	\$37,613.08	\$6,684.58	\$16,885.92	17.77%
Aria Communications Corporation	Greenpeace Fund Inc.	8	\$110,714.64	\$74,984.82	\$38,838.36	67.73%
Aria Communications Corporation	Trust for Public Land	8	\$23,654.00	(\$2,984.85)	\$8,730.00	-12.62%
Aria Communications Corporation	WNYC Radio	1	\$185,728.50	\$92,696.62	\$81,009.00	49.91%
Badge Publications (Littlejohn, James N)	Fulton Police Benevolent Association	5	\$36,426.00	\$12,749.10	\$0.00	35.00%
Badge Publications (Littlejohn, James N)	Lake City Police Club	5	\$38,766.00	\$13,568.10	\$0.00	35.00%
Barry E Schmoyer & Associates Inc	Cancer Fund of America Inc	8	\$27,440.00	\$4,116.00	\$58,765.00	15.00%
<i>Barry E Schmoyer & Associates Inc</i>	<i>VietNow National Headquarters</i>	8	<i>\$24,755.00</i>	<i>\$3,960.80</i>	<i>\$37,185.00</i>	<i>16.00%</i>
<i>Bee LC</i>	<i>Cancer Center for Detection and Prevention</i>	8	<i>\$698,068.07</i>	<i>\$70,701.16</i>	<i>\$305,006.93</i>	<i>10.13%</i>
<i>Bee LC</i>	<i>Cancer Fund of America Inc</i>	8	<i>\$524,044.42</i>	<i>\$52,958.01</i>	<i>\$74,677.58</i>	<i>10.11%</i>
<i>Bee LC</i>	<i>Heart Support of America Inc</i>	8	<i>\$442,259.78</i>	<i>\$71,984.25</i>	<i>\$284,984.72</i>	<i>16.28%</i>
<i>Bee LC</i>	<i>National Veterans Services Fund Inc</i>	8	<i>\$375,820.17</i>	<i>\$47,141.46</i>	<i>\$46,169.33</i>	<i>12.54%</i>
<i>Bee LC</i>	<i>Project Cure Inc</i>	8	<i>\$705,934.83</i>	<i>\$86,456.41</i>	<i>\$74,868.17</i>	<i>12.25%</i>
Bee LC	Roger Wyburn-Mason & Jack M Blount Foundation for Eradication of Rheumatoid Disease Inc	8	\$178,036.22	\$21,768.02	\$92,204.78	12.23%
<i>Bristol Marketing Associates Inc</i>	<i>American Breast Cancer Foundation Inc</i>	8	<i>\$48,265.66</i>	<i>\$8,497.94</i>	<i>\$83,899.50</i>	<i>17.61%</i>

DATA OBTAINED FROM INTERIM AND CLOSING STATEMENTS FILED BY PROFESSIONAL FUND RAISERS

PROFESSIONAL FUND RAISER	CHARITABLE ORGANIZATION	GEO. AREA	GROSS RECEIPTS	NET TO CHARITY	UNCOLLECTED PLEDGES	% TO CHARITY
<i>Campaign Center Inc (The)</i>	<i>American Foundation for Disabled Children Inc</i>	1	\$12,337.00	\$2,467.00	\$0.00	20.00%
<i>Campaign Center Inc (The)</i>	<i>Coalition Against Breast Cancer Inc</i>	2	\$716,455.00	\$143,291.00	\$0.00	20.00%
<i>Campaign Center Inc (The)</i>	<i>Defeat Diabetes Foundation Inc</i>	8	\$166,946.00	\$33,390.00	\$0.00	20.00%
Campaign Center Inc (The)	Disabled Veterans of America Inc-PFC Salvatore J Armato	2	\$1,308.75	\$261.75	\$0.00	20.00%
<i>Campaign Center Inc (The)</i>	<i>East End Detachment Marine Corps League Inc</i>	2	\$34,505.00	\$6,901.00	\$0.00	20.00%
Campaign Center Inc (The)	Knights of Columbus-Monsignor Delaney Council #5983	2	\$6,010.00	\$1,315.00	\$0.00	21.88%
<i>Campaign Center Inc (The)</i>	<i>Long Island State Park Police Benevolent Association Inc</i>	2	\$185,708.00	\$46,427.00	\$0.00	25.00%
<i>Campaign Center Inc (The)</i>	<i>Manor Park Seniors Ltd</i>	2	\$30,501.00	\$6,100.00	\$0.00	20.00%
<i>Campaign Center Inc (The)</i>	<i>Marine Corps League-Huntington Long Island Detachment</i>	2	\$47,062.00	\$11,765.50	\$0.00	25.00%
<i>Campaign Center Inc (The)</i>	<i>Nassau County Council Veterans of Foreign Wars of the United States Inc</i>	2	\$181,006.00	\$36,201.00	\$0.00	20.00%
<i>Campaign Center Inc (The)</i>	<i>Suffolk County Council Veterans of Foreign Wars of the United States Inc</i>	2	\$171,489.00	\$34,298.00	\$0.00	20.00%
<i>Campaign Center Inc (The)</i>	<i>Suffolk County Detachment Marine Corps League</i>	2	\$207,082.00	\$41,416.00	\$0.00	20.00%
<i>Campaign Center Inc (The)</i>	<i>Suffolk County Police Athletic League Inc</i>	2	\$216,729.00	\$54,182.00	\$0.00	25.00%
<i>Campaign Headquarters Inc</i>	<i>Badge and Shield Club Inc</i>	7	\$86,926.00	\$28,685.58	\$0.00	33.00%
<i>Campaign Headquarters Inc</i>	<i>Niagara Falls New York Police Athletic League</i>	7	\$72,552.50	\$15,961.50	\$0.00	22.00%
Campaign Headquarters Inc	Niagara Falls New York Police Athletic League	7	\$82,180.00	\$27,941.00	\$0.00	34.00%
Capital District Callers Inc	Food Pantries for the Capital District Inc	4	\$259,900.00	\$155,940.00	\$0.00	60.00%
Capital District Callers Inc	Hunger Action Network of New York State	4	\$116,308.00	\$63,969.40	\$0.00	55.00%
Capital District Callers Inc	Marine Corps League-Captain William Dale O'Brien Detachment	4	\$17,969.50	\$9,883.22	\$0.00	55.00%
Capital District Callers Inc	Marine Corps League-Electric City Detachment	4	\$20,779.00	\$11,428.45	\$0.00	55.00%

DATA OBTAINED FROM INTERIM AND CLOSING STATEMENTS FILED BY PROFESSIONAL FUND RAISERS

PROFESSIONAL FUND RAISER	CHARITABLE ORGANIZATION	GEO. AREA	GROSS RECEIPTS	NET TO CHARITY	UNCOLLECTED PLEDGES	% TO CHARITY
Capital District Callers Inc	Marine Corps League-Troy Detachment Inc	4	\$17,969.50	\$9,883.22	\$0.00	55.00%
<i>Capital District Callers Inc</i>	<i>National Federation of the Blind of New York State Inc</i>	1	<i>\$83,361.00</i>	<i>\$26,675.52</i>	<i>\$0.00</i>	<i>32.00%</i>
Capital District Callers Inc	Northeast Mobile Search and Rescue Inc	4	\$64,196.00	\$35,307.80	\$0.00	55.00%
Capital District Callers Inc	United Breast Cancer Foundation	2	\$112,717.00	\$56,358.50	\$0.00	50.00%
<i>Caring People Enterprises Inc</i>	<i>Central New York Firemen's Association Inc</i>	5	<i>\$90,078.95</i>	<i>\$27,023.68</i>	<i>\$0.00</i>	<i>30.00%</i>
Caring People Enterprises Inc	Children's Charity Fund Inc	8	\$52,721.50	\$10,544.30	\$0.00	20.00%
<i>Caring People Enterprises Inc</i>	<i>Cicero Police Benevolent Association Inc</i>	5	<i>\$47,703.00</i>	<i>\$15,741.99</i>	<i>\$0.00</i>	<i>33.00%</i>
Caring People Enterprises Inc	Dazzle School of Visual and Performing Arts Inc	6	\$53,022.26	\$13,255.56	\$0.00	25.00%
<i>Caring People Enterprises Inc</i>	<i>Defeat Diabetes Foundation Inc</i>	8	<i>\$105,382.03</i>	<i>\$21,076.41</i>	<i>\$0.00</i>	<i>20.00%</i>
Caring People Enterprises Inc	Herkimer County Volunteer Firemens Association Inc	5	\$25,338.00	\$6,334.50	\$0.00	25.00%
<i>Caring People Enterprises Inc</i>	<i>Hudson Valley Volunteer Firemens Association</i>	3	<i>\$79,463.75</i>	<i>\$23,839.12</i>	<i>\$0.00</i>	<i>30.00%</i>
<i>Caring People Enterprises Inc</i>	<i>Monroe County Volunteer Firemen's Association Inc</i>	6	<i>\$37,830.00</i>	<i>\$11,349.00</i>	<i>\$0.00</i>	<i>30.00%</i>
<i>Caring People Enterprises Inc</i>	<i>Northern New York Volunteer Firemens Association Inc</i>	5	<i>\$77,207.00</i>	<i>\$19,301.75</i>	<i>\$0.00</i>	<i>25.00%</i>
Caring People Enterprises Inc	Onondaga County Volunteer Firemen's Association Inc	5	\$113,701.87	\$34,110.56	\$0.00	30.00%
Caring People Enterprises Inc	Southside Cyclones Football Club Inc	6	\$26,586.00	\$6,646.50	\$0.00	25.00%
Caring People Enterprises Inc	VietNow National Headquarters	8	\$81,915.00	\$16,383.00	\$0.00	20.00%
Caring People Enterprises Inc	Western New York Volunteer Firemens Association	7	\$66,251.00	\$23,350.35	\$0.00	35.25%
<i>Civic Development Group LLC</i>	<i>Cancer Fund of America Inc</i>	8	<i>\$740,193.00</i>	<i>\$91,599.00</i>	<i>\$0.00</i>	<i>12.38%</i>
<i>Civic Development Group LLC</i>	<i>Fraternal Order of Police Empire State Lodge Inc</i>	2	<i>\$258,566.00</i>	<i>\$44,940.00</i>	<i>\$0.00</i>	<i>17.38%</i>
<i>Civic Partners (Warburton, Donald)</i>	<i>Cheektowaga Police Captains and Lieutenants Association</i>	7	<i>\$79,581.00</i>	<i>\$25,000.00</i>	<i>\$0.00</i>	<i>31.41%</i>
Civic Partners (Warburton, Donald)	Police Captains and Lieutenants Association of Erie County Inc	7	\$64,172.00	\$27,500.00	\$0.00	42.85%
Community Services Inc	Croton Police Association Inc	3	\$47,437.00	\$19,923.54	\$0.00	42.00%

DATA OBTAINED FROM INTERIM AND CLOSING STATEMENTS FILED BY PROFESSIONAL FUND RAISERS

PROFESSIONAL FUND RAISER	CHARITABLE ORGANIZATION	GEO. AREA	GROSS RECEIPTS	NET TO CHARITY	UNCOLLECTED PLEDGES	% TO CHARITY
<i>Community Services Inc</i>	<i>Putnam County Sheriff's Department Police Benevolent Association</i>	3	\$51,905.00	\$24,142.50	\$0.00	46.51%
Community Services Inc	Putnam County Volunteer Fireman's Association Inc	3	\$75,987.00	\$22,796.10	\$0.00	30.00%
<i>ComNet Marketing Group Inc</i>	<i>Brooklyn Botanic Garden Corporation</i>	1	\$5,940.00	\$3,072.71	\$0.00	51.73%
<i>ComNet Marketing Group Inc</i>	<i>International Center of Photography</i>	1	\$3,545.00	\$686.09	\$0.00	19.35%
<i>ComNet Marketing Group Inc</i>	<i>Mountain Lake Public Telecommunications Council Inc (WCFE)</i>	4	\$6,568.71	\$4,632.94	\$2,830.00	70.53%
ComNet Marketing Group Inc	National World War II Museum Inc (f/k/a The National D-Day Museum Foundation Inc)	8	\$2,736.00	\$2,736.00	\$212.00	100.00%
<i>ComNet Marketing Group Inc</i>	<i>Public Broadcasting Council of Central NY Inc (WCNY)</i>	5	\$54,502.00	\$33,661.11	\$0.00	61.76%
<i>ComNet Marketing Group Inc</i>	<i>St. Lawrence Valley Educational Television Council Inc</i>	5	\$15,627.00	\$6,330.05	\$0.00	40.51%
<i>ComNet Marketing Group Inc</i>	<i>Vermont ETV Inc</i>	8	\$63,431.43	\$39,862.19	\$0.00	62.84%
<i>ComNet Marketing Group Inc</i>	<i>Vermont Public Radio</i>	8	\$23,177.00	\$13,004.75	\$9,100.00	56.11%
<i>ComNet Marketing Group Inc</i>	<i>Wildlife Trust Inc</i>	1	\$1,750.00	(\$300.27)	\$305.00	-17.16%
<i>ComNet Marketing Group Inc</i>	<i>WMHT Educational Telecommunications Inc</i>	4	\$78,599.00	\$40,567.15	\$0.00	51.61%
<i>ComNet Marketing Group Inc</i>	<i>WSKG Public Telecommunications Council</i>	5	\$28,433.00	\$14,023.25	\$0.00	49.32%
<i>Contract Communications Inc</i>	<i>America's Athletes With Disabilities Inc</i>	8	\$504,507.00	\$85,766.00	\$12,675.00	17.00%
<i>Contract Communications Inc</i>	<i>Cancer Recovery Foundation of America</i>	8	\$2,145,416.00	\$429,083.00	\$696,272.00	20.00%
<i>Contract Communications Inc</i>	<i>National Foundation to Prevent Child Sexual Abuse Inc</i>	8	\$144,326.00	\$15,319.00	\$21,708.00	10.61%
<i>Contract Communications Inc</i>	<i>Operation Lookout National Center for Missing Youth</i>	8	\$556,106.00	\$61,172.00	\$299,855.00	11.00%
Cunningham & Moore Inc	Cyprus Temple of the A A O N M S of Albany New York	4	\$126,785.00	\$35,048.75	\$0.00	27.64%
Cunningham & Moore Inc	Oriental Temple AAONMS	4	\$151,472.39	\$40,177.50	\$0.00	26.52%
D & D Telemarketing Inc	Suffolk County Detective Investigators Police Benevolent Association	2	\$94,380.50	\$33,033.25	\$0.00	35.00%

DATA OBTAINED FROM INTERIM AND CLOSING STATEMENTS FILED BY PROFESSIONAL FUND RAISERS

PROFESSIONAL FUND RAISER	CHARITABLE ORGANIZATION	GEO. AREA	GROSS RECEIPTS	NET TO CHARITY	UNCOLLECTED PLEDGES	% TO CHARITY
<i>D & D Telemarketing Inc</i>	<i>Suffolk County Police Athletic League Inc</i>	2	\$114,488.50	\$46,403.40	\$0.00	40.53%
D & D Telemarketing Inc	Suffolk County Police Memorial Fund Inc	2	\$120,286.00	\$48,134.40	\$0.00	40.02%
<i>Data Communications Inc</i>	<i>American Breast Cancer Foundation Inc</i>	8	\$35,063.00	\$4,207.56	\$0.00	12.00%
<i>Data Communications Inc</i>	<i>Police Protective Fund</i>	8	\$39,965.28	\$4,795.83	\$0.00	12.00%
Data Communications Inc	Retired Police Association of the State of New York Inc	2	\$16,311.00	\$2,446.65	\$0.00	15.00%
<i>DCM Inc</i>	<i>Ballet Theatre Foundation Inc (American Ballet Theatre)</i>	1	\$808,723.00	\$598,772.90	\$0.00	74.04%
DCM Inc	Brooklyn Institute of Arts and Sciences (The Brooklyn Museum)	1	\$47,425.00	\$7,405.00	\$18,940.00	15.61%
DCM Inc	Brooklyn Institute of Arts and Sciences (The Brooklyn Museum)	1	\$220,196.35	\$96,013.85	\$212,358.65	43.60%
<i>DCM Inc</i>	<i>Connecticut Players Foundation Inc (Long Wharf Theatre)</i>	8	\$520,826.00	\$384,995.34	\$0.00	73.92%
DCM Inc	Jazz at Lincoln Center Inc	1	\$149,631.00	\$115,903.00	\$0.00	77.46%
<i>DCM Inc</i>	<i>New Jersey Symphony Orchestra</i>	8	\$358,423.00	\$122,124.00	\$0.00	34.07%
DCM Inc	New York City Opera Inc	1	\$246,295.00	\$130,215.48	\$0.00	52.87%
<i>DCM Inc</i>	<i>New York City Opera Inc</i>	1	\$1,542,078.00	\$1,087,506.80	\$0.00	70.52%
DCM Inc	New York Shakespeare Festival	1	\$171,437.00	\$105,966.03	\$0.00	61.81%
<i>DCM Inc</i>	<i>New York Shakespeare Festival</i>	1	\$81,215.50	\$20,074.95	\$0.00	24.72%
DCM Inc	Philharmonic-Symphony Society of New York Inc (New York Philharmonic Symphony Society)	1	\$1,443,449.00	\$968,370.10	\$70,470.00	67.09%
DCM Inc	Playwrights Horizons Inc	1	\$42,200.00	\$13,832.00	\$0.00	32.78%
DCM Inc	Playwrights Horizons Inc	1	\$253,451.00	\$153,391.70	\$0.00	60.52%
DCM Inc	Syracuse Symphony Orchestra Inc	5	\$193,458.00	\$97,003.47	\$0.00	50.14%
DCM Inc	Syracuse Symphony Orchestra Inc	5	\$155,563.00	\$74,357.72	\$0.00	47.80%
DialAmerica Marketing Inc	Mothers Against Drunk Driving	8	\$2,197,545.00	\$634,195.00	\$1,310,259.00	28.86%

DATA OBTAINED FROM INTERIM AND CLOSING STATEMENTS FILED BY PROFESSIONAL FUND RAISERS

PROFESSIONAL FUND RAISER	CHARITABLE ORGANIZATION	GEO. AREA	GROSS RECEIPTS	NET TO CHARITY	UNCOLLECTED PLEDGES	% TO CHARITY
Donor Services Group LLC	American Civil Liberties Union	1	\$87,572.00	(\$17,543.00)	\$95,038.00	-20.03%
Donor Services Group LLC	American Civil Liberties Union Foundation Inc	1	\$432,000.00	\$377,080.00	\$67,390.00	87.29%
Donor Services Group LLC	Anti-Defamation League of B'nai B'rith	1	\$510,980.00	\$208,256.00	\$0.00	40.76%
Donor Services Group LLC	Greenpeace Inc	8	\$1,174,125.00	\$446,158.00	\$650,693.00	38.00%
Donor Services Group LLC	Greenpeace Inc	8	\$736,737.00	\$116,759.00	\$629,535.00	15.85%
Donor Services Group LLC	National Trust for Historic Preservation in the United States	8	\$654,624.00	\$230,079.00	\$302,223.00	35.15%
Donor Services Group LLC	National Wildlife Federation	8	\$505,526.00	(\$158,843.00)	\$667,322.00	-31.42%
Donor Services Group LLC	Natural Resources Defense Council Inc	1	\$1,238,252.00	\$331,633.00	\$695,457.00	26.78%
<i>Donor Services Group LLC</i>	<i>Planned Parenthood Action Fund Inc</i>	<i>1</i>	<i>\$204,082.39</i>	<i>\$117,547.94</i>	<i>\$65,464.61</i>	<i>57.60%</i>
<i>Donor Services Group LLC</i>	<i>Planned Parenthood Federation of America Inc</i>	<i>1</i>	<i>\$2,187,820.47</i>	<i>\$1,434,714.96</i>	<i>\$227,182.53</i>	<i>65.58%</i>
<i>EARTHtel Inc</i>	<i>NARAL Pro-Choice America</i>	<i>8</i>	<i>\$743,831.00</i>	<i>\$458,857.45</i>	<i>\$0.00</i>	<i>61.69%</i>
<i>Event Marketing (Narde, James E)</i>	<i>Allegany County Deputy Sheriffs Association Inc</i>	<i>7</i>	<i>\$51,770.00</i>	<i>\$18,119.50</i>	<i>\$0.00</i>	<i>35.00%</i>
Event Marketing (Narde, James E)	Bath Police Benevolent Association	6	\$31,785.50	\$11,124.93	\$0.00	35.00%
<i>Event Marketing (Narde, James E)</i>	<i>Bath Police Benevolent Association</i>	<i>6</i>	<i>\$31,233.00</i>	<i>\$10,931.55</i>	<i>\$0.00</i>	<i>35.00%</i>
Event Marketing (Narde, James E)	Broome County Humane Society and Relief Association	5	\$26,528.00	\$7,958.40	\$0.00	30.00%
<i>Event Marketing (Narde, James E)</i>	<i>Cattaraugus County Sheriff's Employees' Benevolent Association</i>	<i>7</i>	<i>\$62,833.00</i>	<i>\$21,991.55</i>	<i>\$0.00</i>	<i>35.00%</i>
Event Marketing (Narde, James E)	Cattaraugus County Sheriff's Employees' Benevolent Association	7	\$64,808.00	\$22,682.80	\$0.00	35.00%
Event Marketing (Narde, James E)	Cayuga County Deputy Sheriff's Benevolent Association	5	\$48,523.00	\$20,379.66	\$0.00	42.00%
<i>Event Marketing (Narde, James E)</i>	<i>Chemung County Deputy Sheriffs Association</i>	<i>6</i>	<i>\$67,910.00</i>	<i>\$28,522.20</i>	<i>\$0.00</i>	<i>42.00%</i>
Event Marketing (Narde, James E)	Chenango County Law Enforcement Association	5	\$37,479.00	\$13,117.65	\$0.00	35.00%
Event Marketing (Narde, James E)	Crystal City Police Benevolent Association Inc	5	\$44,550.00	\$16,929.00	\$0.00	38.00%

DATA OBTAINED FROM INTERIM AND CLOSING STATEMENTS FILED BY PROFESSIONAL FUND RAISERS

PROFESSIONAL FUND RAISER	CHARITABLE ORGANIZATION	GEO. AREA	GROSS RECEIPTS	NET TO CHARITY	UNCOLLECTED PLEDGES	% TO CHARITY
Event Marketing (Narde, James E)	Deputies Association of the County of Steuben	6	\$68,309.00	\$30,739.05	\$0.00	45.00%
Event Marketing (Narde, James E)	Elmira Heights Police Benevolent Association Inc	6	\$42,395.00	\$16,110.10	\$0.00	38.00%
Event Marketing (Narde, James E)	Employees Union Tompkins County Sheriff Department	5	\$55,788.00	\$27,894.00	\$0.00	50.00%
Event Marketing (Narde, James E)	Endicott Police Benevolent Association Inc	5	\$33,259.00	\$12,638.42	\$0.00	38.00%
<i>Event Marketing (Narde, James E)</i>	<i>Horseheads Police Benevolent Association Inc</i>	6	<i>\$62,868.00</i>	<i>\$28,290.60</i>	<i>\$0.00</i>	<i>45.00%</i>
Event Marketing (Narde, James E)	Norwich Police Benevolent Association	5	\$21,662.00	\$10,831.00	\$0.00	50.00%
<i>Event Marketing (Narde, James E)</i>	<i>Oneonta Police Benevolent Association</i>	5	<i>\$46,960.00</i>	<i>\$17,844.80</i>	<i>\$0.00</i>	<i>38.00%</i>
<i>Event Marketing (Narde, James E)</i>	<i>Otsego County Deputy Sheriffs Police Benevolent Association</i>	5	<i>\$46,655.00</i>	<i>\$16,329.25</i>	<i>\$0.00</i>	<i>35.00%</i>
Event Marketing (Narde, James E)	Vestal Police Benevolent Association Inc	5	\$60,174.00	\$22,866.12	\$0.00	38.00%
Factor Direct Ltd	Children's Wish Foundation International Inc	8	\$867,297.00	\$236,045.00	\$73,117.00	27.22%
<i>Factor Direct Ltd</i>	<i>Colonial Williamsburg Foundation</i>	8	<i>\$695,057.00</i>	<i>\$289,182.00</i>	<i>\$260,067.00</i>	<i>41.61%</i>
<i>Factor Direct Ltd</i>	<i>Earthjustice</i>	8	<i>\$57,994.00</i>	<i>\$17,143.00</i>	<i>\$17,143.00</i>	<i>29.56%</i>
Factor Direct Ltd	Heritage Foundation Inc (DC)	8	\$690,424.00	\$74,528.00	\$0.00	10.79%
Factor Direct Ltd	Interfaith Alliance Inc	8	\$624,196.00	\$210,238.00	\$191,732.00	33.68%
Factor Direct Ltd	Lambda Legal Defense & Education Fund Inc	1	\$30,148.00	\$17,173.00	\$14,718.00	56.96%
Factor Direct Ltd	NARAL Pro-Choice America	8	\$748,647.00	\$415,843.00	\$213,765.00	55.55%
Factor Direct Ltd	National Parks Conservation Association	8	\$394,342.00	\$146,914.00	\$176,532.00	37.26%
Factor Direct Ltd	United States Association for United Nations High Commissioner for Refugees (UNHCR)	8	\$289,397.00	\$151,588.00	\$84,210.00	52.38%
Factor Direct Ltd	United States Fund for UNICEF	1	\$312,554.00	\$38,832.00	\$421,438.00	12.42%
Gelmar Ltd	Hope Cancer Fund	8	\$4,365.00	\$873.00	\$0.00	20.00%
<i>Gordon & Schwenkmeyer Inc</i>	<i>NARAL Pro-Choice America</i>	8	<i>\$506,065.12</i>	<i>\$11,344.04</i>	<i>\$0.00</i>	<i>2.24%</i>
Gordon & Schwenkmeyer Inc	National Organization for Women-NYS Inc	4	\$257,889.00	\$90,275.81	\$0.00	35.01%

DATA OBTAINED FROM INTERIM AND CLOSING STATEMENTS FILED BY PROFESSIONAL FUND RAISERS

PROFESSIONAL FUND RAISER	CHARITABLE ORGANIZATION	GEO. AREA	GROSS RECEIPTS	NET TO CHARITY	UNCOLLECTED PLEDGES	% TO CHARITY
Gordon & Schwenkmeyer Inc	National Organization for Women-NYS Foundation Inc	4	\$25,288.00	\$14,160.11	\$0.00	56.00%
<i>Gordon & Schwenkmeyer Inc</i>	<i>New York Cares Inc</i>	<i>1</i>	<i>\$91,248.00</i>	<i>\$62,554.48</i>	<i>\$0.00</i>	<i>68.55%</i>
<i>Gordon & Schwenkmeyer Inc</i>	<i>New York State Tenants & Neighbors Coalition Inc</i>	<i>1</i>	<i>\$125,741.85</i>	<i>\$71,462.37</i>	<i>\$0.00</i>	<i>56.83%</i>
Gordon & Schwenkmeyer Inc	Women's Campaign Forum	8	\$43,067.00	\$26,339.53	\$0.00	61.16%
Gotham Productions Inc	City of Rensselaer Police Officers Union Inc	4	\$26,427.00	\$6,606.75	\$0.00	25.00%
Gotham Productions Inc	Kingston Police Benevolent Association	3	\$57,169.00	\$14,292.25	\$0.00	25.00%
Gotham Productions Inc	Kingston Police Gold Shield Society	3	\$47,006.27	\$13,161.75	\$0.00	28.00%
Gotham Productions Inc	Orange County Deputy Sheriffs Police Benevolent Association	3	\$113,746.50	\$28,436.62	\$0.00	25.00%
Gotham Productions Inc	Orange County Deputy Sheriffs Police Benevolent Association	3	\$93,016.50	\$23,254.12	\$0.00	25.00%
<i>Gotham Productions Inc</i>	<i>Rensselaer County Deputy Sheriffs Police Benevolent Association</i>	<i>4</i>	<i>\$55,144.50</i>	<i>\$16,543.35</i>	<i>\$0.00</i>	<i>30.00%</i>
Gotham Productions Inc	Schenectady County Sheriffs Benevolent Association	4	\$114,964.00	\$34,489.20	\$0.00	30.00%
Gotham Productions Inc	Schenectady Police Benevolent Association	4	\$143,565.45	\$35,891.37	\$0.00	25.00%
Gotham Productions Inc	Scotia Patrolmens Benevolent Association Inc	4	\$25,214.00	\$7,564.20	\$0.00	30.00%
Gotham Productions Inc	Town of Newburgh Policemen's Benevolent Association	3	\$93,990.50	\$26,317.34	\$0.00	28.00%
Gotham Productions Inc	Town of Saugerties Police Benevolent Association	3	\$24,880.50	\$7,464.15	\$0.00	30.00%
Gotham Productions Inc	Village of Saugerties Police Benevolent Association	3	\$20,140.00	\$5,035.00	\$0.00	25.00%
<i>Harris Direct</i>	<i>Medecins Sans Frontieres USA Inc</i>	<i>1</i>	<i>\$1,853,314.00</i>	<i>\$1,171,901.90</i>	<i>\$767,147.00</i>	<i>63.23%</i>
Harris Direct	NARAL Pro-Choice America	8	\$89,054.25	\$5,718.25	\$33,827.75	6.42%
Harris Direct	Planetary Society	8	\$10,775.00	\$4,399.70	\$7,725.00	40.83%
Harris Direct	United Cerebral Palsy Associations Inc	8	\$16,943.00	\$6,401.00	\$2,104.00	37.78%
Harris Direct	Wilderness Society	8	\$335,476.00	\$207,550.63	\$56,750.00	61.87%

DATA OBTAINED FROM INTERIM AND CLOSING STATEMENTS FILED BY PROFESSIONAL FUND RAISERS

PROFESSIONAL FUND RAISER	CHARITABLE ORGANIZATION	GEO. AREA	GROSS RECEIPTS	NET TO CHARITY	UNCOLLECTED PLEDGES	% TO CHARITY
<i>Harris Direct</i>	<i>Wilderness Society</i>	8	\$264,456.00	\$160,657.45	\$52,734.00	60.75%
<i>Heritage Company Inc (The)</i>	<i>American Association of the Deaf-Blind</i>	8	\$974,380.70	\$301,596.63	\$312,185.47	30.95%
Heritage Company Inc (The)	Children's Wish Foundation International Inc	8	\$8,064,044.27	\$2,582,181.41	\$2,469,601.55	32.02%
Heritage Company Inc (The)	Empire State Association of the Deaf Inc	1	\$34,382.00	\$6,773.60	\$31,658.00	19.70%
<i>Heritage Company Inc (The)</i>	<i>Mothers Against Drunk Driving</i>	8	\$3,632,105.15	\$1,857,943.02	\$1,067,902.68	51.15%
<i>Heritage Company Inc (The)</i>	<i>Mothers Against Drunk Driving</i>	8	\$385,700.16	\$192,850.07	\$124,870.84	50.00%
<i>Heritage Company Inc (The)</i>	<i>Multiple Sclerosis Association of America Inc</i>	8	\$5,346,569.59	\$2,295,404.97	\$1,385,847.41	42.93%
<i>Heritage Company Inc (The)</i>	<i>National Children's Cancer Society Inc</i>	8	\$3,251,533.89	\$1,350,153.92	\$1,246,097.01	41.52%
<i>Heritage Company Inc (The)</i>	<i>Promenade Nationale Corporation</i>	8	\$101,144.00	\$17,906.19	\$32,114.00	17.70%
<i>Heritage Company Inc (The)</i>	<i>Special Olympics New York Inc</i>	4	\$1,436,878.10	\$806,547.85	\$469,744.55	56.13%
<i>Heritage Company Inc (The)</i>	<i>Vanished Children's Alliance</i>	4	\$952,557.93	\$237,037.77	\$510,482.89	24.88%
IDC Ltd	Amnesty International of the USA Inc	1	\$1,118,059.76	\$999,135.80	\$0.00	89.36%
IDC Ltd	Association of Graduates of the US Military Academy	3	\$69,525.00	\$19,905.43	\$0.00	28.63%
IDT Contact Services Inc	American Israel Public Affairs Committee	8	\$102,788.00	\$67,911.00	\$108,528.00	66.07%
IDT Contact Services Inc	AMIT Women Inc	1	\$10,667.00	\$7,269.50	\$0.00	68.15%
IDT Contact Services Inc	Jewish Federation of Rockland County	3	\$16,900.00	\$12,747.50	\$3,069.00	75.43%
IDT Contact Services Inc	Metropolitan New York Coordinating Council on Jewish Poverty	1	\$1,359.00	\$0.00	\$2,777.00	0.00%
IDT Contact Services Inc	United Jewish Federation of Northeastern NY Inc	4	\$10,935.00	\$6,680.00	\$3,213.00	61.09%
Infocision Management Corporation	Adventist Development and Relief Agency International	8	\$44,152.38	\$23,004.62	\$0.00	52.10%
Infocision Management Corporation	American Diabetes Association Inc	8	\$1,715,037.00	\$883,941.30	\$0.00	51.54%
Infocision Management Corporation	American Heart Association Inc	8	\$1,173,149.00	\$538,037.00	\$0.00	45.86%
Infocision Management Corporation	American Institute for Cancer Research Inc	8	\$1,396,001.64	\$358,683.00	\$0.00	25.69%

DATA OBTAINED FROM INTERIM AND CLOSING STATEMENTS FILED BY PROFESSIONAL FUND RAISERS

PROFESSIONAL FUND RAISER	CHARITABLE ORGANIZATION	GEO. AREA	GROSS RECEIPTS	NET TO CHARITY	UNCOLLECTED PLEDGES	% TO CHARITY
Infocision Management Corporation	American Kidney Fund Inc	8	\$1,200.00	\$0.00	\$0.00	0.00%
Infocision Management Corporation	American Lebanese Syrian Associated Charities Inc (a/k/a St Jude Children's Research Hospital)	8	\$5,472,235.40	\$3,832,450.40	\$0.00	70.03%
Infocision Management Corporation	American Lung Association Inc	1	\$356,177.82	\$158,474.75	\$0.00	44.49%
Infocision Management Corporation	Arthritis Foundation Inc	8	\$89,458.00	\$80,091.81	\$0.00	89.53%
Infocision Management Corporation	Christian Advocates Serving Evangelism Inc	8	\$6,884,568.14	\$5,403,018.15	\$0.00	78.48%
Infocision Management Corporation	Christian Research Institute Inc	8	\$256,233.15	\$57,674.80	\$0.00	22.51%
Infocision Management Corporation	Concerned Women for America	8	\$1,388,330.82	\$590,029.50	\$0.00	42.50%
Infocision Management Corporation	Easter Seals Inc	8	\$423,000.00	\$297.17	\$0.00	0.07%
Infocision Management Corporation	Epilepsy Foundation of America	8	\$151,130.28	\$25,793.09	\$0.00	17.07%
Infocision Management Corporation	International Fellowship of Christians and Jews Inc	8	\$1,426,012.54	\$1,076,186.80	\$0.00	75.47%
<i>Infocision Management Corporation</i>	<i>Leukemia and Lymphoma Society Inc</i>	3	<i>\$1,118,497.63</i>	<i>\$616,143.39</i>	<i>\$0.00</i>	<i>55.09%</i>
Infocision Management Corporation	National Center for Freedom & Renewal Inc	8	\$113,569.78	\$939.21	\$0.00	0.83%
Infocision Management Corporation	National Right to Life Committee Inc	8	\$432,331.58	\$123,497.57	\$0.00	28.57%
Infocision Management Corporation	Nora Lam Chinese Ministries International	8	\$112,692.20	\$50,157.74	\$0.00	44.51%
Infocision Management Corporation	Operation Smile Inc	8	\$98,919.11	\$60,363.01	\$0.00	61.02%
Infocision Management Corporation	Save the Children Federation Inc	8	\$49,841.00	\$14,160.00	\$0.00	28.41%
Infocision Management Corporation	Sojourners	8	\$43,762.15	\$3,191.39	\$0.00	7.29%
Infocision Management Corporation	United States Fund for UNICEF	1	\$296,640.00	\$169,437.69	\$0.00	57.12%
<i>Integral Resources Inc</i>	<i>American Council of the Blind Inc</i>	8	<i>\$376,566.95</i>	<i>\$150,000.00</i>	<i>\$177,855.05</i>	<i>39.83%</i>
<i>Integral Resources Inc</i>	<i>American Council of the Blind Inc</i>	8	<i>\$118,563.89</i>	<i>\$0.00</i>	<i>\$165,740.01</i>	<i>0.00%</i>
<i>Integral Resources Inc</i>	<i>Cancer Recovery Foundation of America</i>	8	<i>\$183,747.40</i>	<i>\$72,000.00</i>	<i>\$82,211.13</i>	<i>39.18%</i>
Island Marketing Concepts Inc	Hempstead Police Benevolent Association Inc	2	\$201,303.00	\$50,325.75	\$0.00	25.00%

DATA OBTAINED FROM INTERIM AND CLOSING STATEMENTS FILED BY PROFESSIONAL FUND RAISERS

PROFESSIONAL FUND RAISER	CHARITABLE ORGANIZATION	GEO. AREA	GROSS RECEIPTS	NET TO CHARITY	UNCOLLECTED PLEDGES	% TO CHARITY
Island Marketing Concepts Inc	Lynbrook Police Benevolent Association Inc	2	\$57,845.00	\$17,353.50	\$0.00	30.00%
Island Marketing Concepts Inc	Nassau County Detectives Law Enforcement Night Committee	2	\$56,434.00	\$14,108.50	\$0.00	25.00%
Island Marketing Concepts Inc	Village of Hempstead Police Activity League	2	\$39,473.00	\$11,841.90	\$0.00	30.00%
<i>J.E.K. Marketing Inc</i>	<i>Wishing Well Foundation USA Inc</i>	8	<i>\$358,863.27</i>	<i>\$73,309.13</i>	<i>\$0.00</i>	<i>20.43%</i>
JNK Enterprises Inc	Eastchester Police Benevolent Association	3	\$55,615.00	\$20,577.55	\$0.00	37.00%
JNK Enterprises Inc	Police Benevolent Association of Mount Kisco NY Inc	3	\$83,655.00	\$29,279.25	\$0.00	35.00%
JNK Enterprises Inc	Police Benevolent Association of the City of White Plains	3	\$126,975.00	\$50,790.00	\$0.00	40.00%
<i>LAS LLC</i>	<i>International Union of Police Associations AFL-CIO</i>	8	<i>\$1,054,365.38</i>	<i>\$245,000.00</i>	<i>\$0.00</i>	<i>23.24%</i>
LAS LLC	International Union of Police Associations AFL-CIO	8	\$2,438,309.50	\$375,000.00	\$0.00	15.38%
Lester Inc	Consumers Union of United States Inc	3	\$380,734.00	\$220,804.00	\$151,057.00	57.99%
Lester Inc	Empire State College Foundation Inc	4	\$119,542.47	\$62,321.47	\$68,433.43	52.13%
Lester Inc	Institute of Technology Foundation at Utica Rome Inc	5	\$38,805.62	\$11,437.62	\$21,158.88	29.47%
Lester Inc	Planned Parenthood Hudson Peconic Inc	3	\$12,953.00	\$4,974.00	\$7,248.00	38.40%
Lester Inc	Rye Country Day School	3	\$48,395.00	\$39,732.00	\$575.00	82.10%
Lester Inc	State University of New York New Paltz Foundation Inc	3	\$137,133.59	\$69,531.59	\$38,523.11	50.70%
<i>Mac Communications (MacDonald, John T)</i>	<i>New York State Association of PBA's Inc</i>	2	<i>\$170,275.87</i>	<i>\$51,303.49</i>	<i>\$17,765.00</i>	<i>30.13%</i>
Mako Enterprises (Grimm, Robert)	Sullivan County Patrolmans Benevolent Association	3	\$24,837.00	\$7,451.00	\$0.00	30.00%
Mako Enterprises (Grimm, Robert)	Town of Fallsburg Police Benevolent Association	3	\$18,097.00	\$5,562.00	\$0.00	30.73%
<i>Marketing Squad Inc</i>	<i>American Legion-Dunbar Post # 1642</i>	5	<i>\$8,726.00</i>	<i>\$1,745.00</i>	<i>\$0.00</i>	<i>20.00%</i>
<i>Marketing Squad Inc</i>	<i>Association for Firefighters and Paramedics Inc</i>	8	<i>\$19,043.00</i>	<i>\$1,904.00</i>	<i>\$0.00</i>	<i>10.00%</i>
<i>Marketing Squad Inc</i>	<i>Department of New York Veterans of Foreign Wars of the United States Inc</i>	4	<i>\$391,904.00</i>	<i>\$58,786.00</i>	<i>\$0.00</i>	<i>15.00%</i>
Marketing Squad Inc	Eastridge Kiwanis Charitable Foundation Inc	6	\$101,697.00	\$25,424.00	\$0.00	25.00%

DATA OBTAINED FROM INTERIM AND CLOSING STATEMENTS FILED BY PROFESSIONAL FUND RAISERS

PROFESSIONAL FUND RAISER	CHARITABLE ORGANIZATION	GEO. AREA	GROSS RECEIPTS	NET TO CHARITY	UNCOLLECTED PLEDGES	% TO CHARITY
Marketing Squad Inc	Empire State American Legion Convention Committee Inc	4	\$427,547.00	\$64,132.00	\$0.00	15.00%
Marketing Squad Inc	Greater Rochester Junior Chamber of Commerce Inc	6	\$79,168.00	\$22,755.00	\$0.00	28.74%
<i>Marketing Squad Inc</i>	<i>Green Acres of Rochester NY Inc</i>	6	<i>\$184,486.00</i>	<i>\$36,897.00</i>	<i>\$0.00</i>	<i>20.00%</i>
Marketing Squad Inc	Kiwanis Club of Rochester NY Inc	6	\$61,237.00	\$15,309.00	\$0.00	25.00%
Marketing Squad Inc	New York State Jaycees Inc	5	\$177,429.00	\$26,614.00	\$0.00	15.00%
<i>Marketing Squad Inc</i>	<i>Parents of Retarded Children Camp Fund Inc</i>	7	<i>\$283,858.00</i>	<i>\$56,772.00</i>	<i>\$0.00</i>	<i>20.00%</i>
<i>Marketing Squad Inc</i>	<i>Reserve Police Officers Association</i>	3	<i>\$115,134.00</i>	<i>\$17,270.00</i>	<i>\$0.00</i>	<i>15.00%</i>
Marketing Squad Inc	Self Help for Hard of Hearing People Western NY Chapter	7	\$5,168.00	\$775.00	\$0.00	15.00%
<i>Marketing Squad Inc</i>	<i>Southwest Rochester Kiwanis Foundation Inc</i>	6	<i>\$10,775.00</i>	<i>\$2,155.00</i>	<i>\$0.00</i>	<i>20.00%</i>
<i>Marketing Squad Inc</i>	<i>Stop the Violence Inc</i>	4	<i>\$88,350.00</i>	<i>\$17,375.00</i>	<i>\$0.00</i>	<i>19.67%</i>
<i>Marketing Squad Inc</i>	<i>Voice for the Children Inc</i>	8	<i>\$97,044.00</i>	<i>\$14,557.00</i>	<i>\$0.00</i>	<i>15.00%</i>
MDS Communications Corporation	American Leprosy Missions Inc	8	\$142,747.00	\$92,670.00	\$25,321.00	64.92%
MDS Communications Corporation	Christian Coalition of America Inc	8	\$380,659.00	\$140,584.00	\$138,884.00	36.93%
MDS Communications Corporation	Concerned Women for America	8	\$455,101.00	\$0.00	\$537,781.00	0.00%
MDS Communications Corporation	Cooperative for Assistance and Relief Everywhere Inc (CARE)	8	\$2,459,423.00	\$1,701,473.00	\$484,341.00	69.18%
MDS Communications Corporation	Educational Media Foundation	8	\$629,720.00	\$523,544.00	\$506,837.00	83.14%
MDS Communications Corporation	Food for the Hungry Inc	8	\$276,437.00	\$198,223.00	\$57,062.00	71.71%
MDS Communications Corporation	Holt International Children's Service Inc	8	\$50,416.00	\$26,262.00	\$24,648.00	52.09%
MDS Communications Corporation	Life Issues Institute Inc	8	\$108,489.00	\$49,959.00	\$43,894.00	46.05%
MDS Communications Corporation	Long Island Coalition for Life Inc	2	\$47,370.00	\$32,144.00	\$0.00	67.86%
MDS Communications Corporation	MAP International	8	\$42,400.00	\$27,859.00	\$16,903.00	65.71%
MDS Communications Corporation	Mercy Corps	8	\$488,559.00	\$338,495.00	\$164,400.00	69.28%

DATA OBTAINED FROM INTERIM AND CLOSING STATEMENTS FILED BY PROFESSIONAL FUND RAISERS

PROFESSIONAL FUND RAISER	CHARITABLE ORGANIZATION	GEO. AREA	GROSS RECEIPTS	NET TO CHARITY	UNCOLLECTED PLEDGES	% TO CHARITY
MDS Communications Corporation	National Right to Life Committee Inc	8	\$3,250,249.00	\$808,528.00	\$2,169,991.00	24.88%
MDS Communications Corporation	New York State Right to Life Committee Inc	4	\$351,869.00	\$194,713.00	\$120,877.00	55.34%
MDS Communications Corporation	Rutherford Institute	8	\$42,319.00	\$12,968.00	\$14,640.00	30.64%
MDS Communications Corporation	SAT 7 North America	8	\$13,700.00	\$7,406.00	\$3,090.00	54.06%
<i>Midwest Publishing-DN Inc</i>	<i>Caring For Our Children Foundation</i>	8	<i>\$447,648.68</i>	<i>\$44,764.88</i>	<i>\$0.00</i>	<i>10.00%</i>
<i>Midwest Publishing-DN Inc</i>	<i>Fire Victims Charitable Foundation Inc</i>	8	<i>\$219,883.11</i>	<i>\$32,982.42</i>	<i>\$0.00</i>	<i>15.00%</i>
<i>Midwest Publishing-DN Inc</i>	<i>National Narcotic Officers Associations Coalition</i>	8	<i>\$345,113.96</i>	<i>\$51,767.09</i>	<i>\$0.00</i>	<i>15.00%</i>
<i>Midwest Publishing-DN Inc</i>	<i>New York State Association of PBA's Inc</i>	2	<i>\$619,067.47</i>	<i>\$105,241.47</i>	<i>\$0.00</i>	<i>17.00%</i>
<i>Midwest Publishing-DN Inc</i>	<i>New York State Deputies Association Inc</i>	5	<i>\$372,156.42</i>	<i>\$63,266.59</i>	<i>\$0.00</i>	<i>17.00%</i>
<i>Midwest Publishing-DN Inc</i>	<i>Operation Lookout National Center for Missing Youth</i>	8	<i>\$150,917.20</i>	<i>\$22,637.58</i>	<i>\$0.00</i>	<i>15.00%</i>
MJM & Associates Inc	Planned Parenthood of the Rochester Syracuse Region Inc	6	\$20,439.00	\$11,906.16	\$10,375.00	58.25%
MJM & Associates Inc	Planned Parenthood of the Rochester Syracuse Region Inc	6	\$20,841.00	\$10,849.99	\$11,290.00	52.06%
Municipal Marketing (Forsyth, David)	Central Square Pop Warner Football Inc	5	\$23,540.00	\$4,708.00	\$0.00	20.00%
Municipal Marketing (Forsyth, David)	Central Square Recreation Baseball League Inc	5	\$25,753.00	\$7,725.90	\$0.00	30.00%
Municipal Marketing (Forsyth, David)	John E Creedon Police Benevolent Association of Utica NY Inc	5	\$108,501.00	\$32,995.60	\$0.00	30.41%
Municipal Marketing (Forsyth, David)	Mattydale Liverpool North Syracuse Vikings Inc	5	\$14,225.00	\$4,551.00	\$0.00	31.99%
Municipal Marketing (Forsyth, David)	North Syracuse Police Benevolent Association	5	\$11,795.00	\$3,413.75	\$0.00	28.94%
Municipal Marketing (Forsyth, David)	Onondaga County Deputy Sheriffs Police Association Inc	5	\$142,639.00	\$42,791.00	\$0.00	30.00%
Municipal Marketing (Forsyth, David)	Perry F Barrett Police Club	7	\$44,400.00	\$8,880.00	\$0.00	20.00%
Municipal Marketing (Forsyth, David)	Solvay Police Benevolent Association Inc	5	\$29,173.00	\$7,293.25	\$0.00	25.00%
Municipal Marketing (Forsyth, David)	Syracuse Police Benevolent Association	5	\$122,442.00	\$40,405.86	\$0.00	33.00%
<i>Mure Associates Inc</i>	<i>Bi-County Helpline for Abuse Against Women & Children</i>	2	<i>\$164,550.00</i>	<i>\$32,910.00</i>	<i>\$0.00</i>	<i>20.00%</i>

DATA OBTAINED FROM INTERIM AND CLOSING STATEMENTS FILED BY PROFESSIONAL FUND RAISERS

PROFESSIONAL FUND RAISER	CHARITABLE ORGANIZATION	GEO. AREA	GROSS RECEIPTS	NET TO CHARITY	UNCOLLECTED PLEDGES	% TO CHARITY
<i>Mure Associates Inc</i>	<i>Long Island Responds</i>	2	\$257,890.00	\$25,789.00	\$0.00	10.00%
<i>Mure Associates Inc</i>	<i>Suffolk County Veteran Halfway House Project Inc</i>	2	\$24,377.00	\$4,875.40	\$0.00	20.00%
<i>Mure Associates Inc</i>	<i>Vietnam Veterans of America-Chapter #11 Suffolk NY Inc</i>	2	\$107,439.50	\$21,487.90	\$0.00	20.00%
<i>National Benefit Company</i>	<i>Correction Officers Benevolent Association of Rockland County Inc</i>	3	\$75,276.00	\$26,346.60	\$0.00	35.00%
National Benefit Company	Rockland County Sheriffs Deputies Association Inc	3	\$103,163.00	\$36,107.05	\$0.00	35.00%
<i>National Benefit Company</i>	<i>Spring Valley Policemens Benevolent Association</i>	3	\$25,072.00	\$8,775.20	\$0.00	35.00%
<i>National Benefit Company</i>	<i>Village of Ossining Policemans Benevolent Association</i>	3	\$34,005.00	\$11,901.75	\$0.00	35.00%
<i>New Liberty Promotions Inc</i>	<i>Association for Firefighters and Paramedics Inc</i>	8	\$228,499.61	\$20,772.69	\$0.00	9.09%
<i>New Liberty Promotions Inc</i>	<i>National Police Defense Foundation Inc</i>	8	\$232,111.68	\$34,816.76	\$0.00	15.00%
<i>New Liberty Promotions Inc</i>	<i>New York Police Chief's Benevolent Association Inc</i>	3	\$1,098,234.83	\$175,717.57	\$0.00	16.00%
New Liberty Promotions Inc	New York State Association of PBA's Inc	2	\$164,366.08	\$24,654.92	\$0.00	15.00%
<i>Niagara Frontier Advertising Associates Inc</i>	<i>Batavia Police Benevolent Association</i>	7	\$15,000.00	\$10,000.00	\$0.00	66.67%
Niagara Frontier Advertising Associates Inc	Cheektowaga Police Club Inc	7	\$50,482.09	\$13,850.00	\$0.00	27.44%
<i>Niagara Frontier Advertising Associates Inc</i>	<i>City of Tonawanda Frontier Police Club</i>	7	\$11,735.00	\$10,000.00	\$0.00	85.22%
<i>Niagara Frontier Advertising Associates Inc</i>	<i>Kenmore Club Police Benevolent Association Inc</i>	7	\$16,306.03	\$13,000.00	\$0.00	79.73%
Nordel Publishing Inc	Albany County Deputy Sheriffs Police Benevolent Association	4	\$26,137.00	\$9,147.95	\$0.00	35.00%
Nordel Publishing Inc	Glenville Police Benevolent Association	4	\$39,252.50	\$17,663.62	\$0.00	45.00%
Nordel Publishing Inc	Niskayuna Police Benevolent Association Inc	4	\$66,073.00	\$26,059.50	\$0.00	39.44%
Nordel Publishing Inc	Saratoga County Deputy Sheriffs PBA	4	\$49,788.50	\$22,404.82	\$0.00	45.00%
Northeastern Advertising (Morgan, William J)	Binghamton Police Benevolent Association Inc	5	\$66,855.00	\$33,427.50	\$0.00	50.00%
Northeastern Advertising (Morgan, William J)	Binghamton Police Supervisors Association Inc	5	\$22,437.50	\$11,218.75	\$0.00	50.00%

DATA OBTAINED FROM INTERIM AND CLOSING STATEMENTS FILED BY PROFESSIONAL FUND RAISERS

PROFESSIONAL FUND RAISER	CHARITABLE ORGANIZATION	GEO. AREA	GROSS RECEIPTS	NET TO CHARITY	UNCOLLECTED PLEDGES	% TO CHARITY
Northeastern Advertising (Morgan, William J)	Broome County Sheriffs Law Enforcement Officers Association	5	\$44,437.50	\$22,218.75	\$0.00	50.00%
Northeastern Advertising (Morgan, William J)	Chemung County Corrections Officers Local #3978	6	\$29,140.00	\$10,199.00	\$0.00	35.00%
Northeastern Advertising (Morgan, William J)	Chemung County Emergency Protective Inc	6	\$14,745.00	\$4,423.50	\$0.00	30.00%
Northeastern Advertising (Morgan, William J)	Jefferson County Deputy Sheriff Association	5	\$50,720.00	\$23,000.00	\$0.00	45.35%
Northeastern Advertising (Morgan, William J)	Johnson City Police Association	5	\$26,515.00	\$10,606.00	\$0.00	40.00%
Northeastern Advertising (Morgan, William J)	New York State Park Police PBA Inc	2	\$12,030.00	\$4,812.00	\$0.00	40.00%
<i>Northeastern Advertising (Morgan, William J)</i>	<i>Police Benevolent Association of Elmira New York Inc</i>	<i>6</i>	<i>\$65,898.00</i>	<i>\$32,949.00</i>	<i>\$0.00</i>	<i>50.00%</i>
Northeastern Advertising (Morgan, William J)	Southern Tier Canine Association Inc	5	\$17,835.00	\$8,917.50	\$0.00	50.00%
Northeastern Advertising (Morgan, William J)	Watkins Glen Police Benevolent Association Inc	6	\$28,655.00	\$12,894.75	\$0.00	45.00%
Outreach Associates Inc	Alliance for Retired Americans	8	\$14,832.00	\$1,186.00	\$0.00	8.00%
Outreach Associates Inc	American Association of University Women Inc	8	\$169,307.00	\$3,099.00	\$0.00	1.83%
Outreach Associates Inc	American Society for the Prevention of Cruelty to Animals	1	\$544,904.00	\$265,676.00	\$0.00	48.76%
Outreach Associates Inc	Brady Campaign to Prevent Gun Violence	8	\$179,083.00	\$62,706.00	\$0.00	35.02%
Outreach Associates Inc	City Harvest Inc	1	\$173,966.00	\$111,183.00	\$0.00	63.91%
Outreach Associates Inc	Common Cause	8	\$389,421.00	\$165,698.00	\$0.00	42.55%
Outreach Associates Inc	Dian Fossey Gorilla Fund International Inc	8	\$35,701.00	\$14,287.00	\$0.00	40.02%
Outreach Associates Inc	Environmental Defense Action Fund	1	\$12,042.00	\$1,555.00	\$0.00	12.91%
Outreach Associates Inc	Environmental Defense Inc	1	\$624,833.00	\$339,150.00	\$0.00	54.28%
Outreach Associates Inc	Heifer Project International Inc	8	\$461,102.00	\$222,575.00	\$0.00	48.27%
Outreach Associates Inc	Hispanic Scholarship Fund	8	\$12,616.00	(\$309.00)	\$0.00	-2.45%
Outreach Associates Inc	Interfaith Alliance Inc	8	\$116,478.00	\$8,331.00	\$0.00	7.15%
Outreach Associates Inc	Jane Goodall Institute for Wildlife Research Education and Conservation	8	\$284,614.00	\$133,418.00	\$0.00	46.88%

DATA OBTAINED FROM INTERIM AND CLOSING STATEMENTS FILED BY PROFESSIONAL FUND RAISERS

PROFESSIONAL FUND RAISER	CHARITABLE ORGANIZATION	GEO. AREA	GROSS RECEIPTS	NET TO CHARITY	UNCOLLECTED PLEDGES	% TO CHARITY
Outreach Associates Inc	League of Women Voters of the United States	8	\$142,871.86	\$35,365.00	\$0.00	24.75%
Outreach Associates Inc	Lincoln Center for the Performing Arts Inc	1	\$886.00	(\$4,437.00)	\$0.00	-500.79%
Outreach Associates Inc	NARAL Pro-Choice America	8	\$399,960.00	\$48,679.00	\$0.00	12.17%
Outreach Associates Inc	National Gay & Lesbian Task Force Foundation	8	\$104,083.00	\$54,993.00	\$0.00	52.84%
Outreach Associates Inc	National Museum of Women in the Arts Inc	8	\$260,244.00	\$99,396.00	\$0.00	38.19%
Outreach Associates Inc	Parents, Families and Friends of Lesbians and Gays Inc	8	\$46,772.00	\$21,111.00	\$0.00	45.14%
Outreach Associates Inc	Parents, Families and Friends of Lesbians and Gays Inc	8	\$38,417.00	\$16,976.00	\$0.00	44.19%
Outreach Associates Inc	Phillips Collection	8	\$65,839.00	\$12,788.00	\$0.00	19.42%
Outreach Associates Inc	Physicians for Social Responsibility Inc	8	\$215,151.00	\$88,671.00	\$0.00	41.21%
Outreach Associates Inc	Sierra Club	8	\$3,415,381.00	\$1,979,617.00	\$0.00	57.96%
Outreach Associates Inc	Southern Poverty Law Center Inc	8	\$335,969.00	\$123,728.00	\$0.00	36.83%
Outreach Associates Inc	Western Pennsylvania Conservancy	8	\$50,506.50	(\$4,824.00)	\$0.00	-9.55%
Phoenix Resource Group Inc	Adirondack Historical Association (a/k/a Adirondack Museum)	4	\$71,718.00	\$37,713.19	\$19,005.00	52.59%
Phoenix Resource Group Inc	Buffalo Philharmonic Orchestra Society Inc	7	\$428,629.50	\$213,119.50	\$218,000.00	49.72%
Phoenix Resource Group Inc	Syracuse Symphony Orchestra Inc	5	\$79,084.00	\$36,084.00	\$26,558.00	45.63%
Phone Bank Systems Inc	National Aquarium in Baltimore Inc	8	\$89,573.00	\$60,872.59	\$39,464.00	67.96%
Phone Bank Systems Inc	National Aquarium in Baltimore Inc	8	\$32,555.00	\$27,460.32	\$1,336.00	84.35%
<i>Phone Bank Systems Inc</i>	<i>Western New York Public Broadcasting Association</i>	7	<i>\$180,583.58</i>	<i>\$98,418.76</i>	<i>\$12,755.12</i>	<i>54.50%</i>
<i>Phone Bank Systems Inc</i>	<i>WXXI Public Broadcasting Council</i>	6	<i>\$178,210.47</i>	<i>\$94,332.55</i>	<i>\$24,396.22</i>	<i>52.93%</i>
Public Interest Communications Inc	America's Athletes with Disabilities Inc	8	\$47,393.00	\$8,785.68	\$18,355.00	18.54%
Public Interest Communications Inc	Amnesty International of the USA Inc	1	\$387,615.00	\$190,306.00	\$0.00	49.10%
Public Interest Communications Inc	Cancer Recovery Foundation of America	8	\$100.00	(\$1,303.50)	\$200.00	-1303.50%

DATA OBTAINED FROM INTERIM AND CLOSING STATEMENTS FILED BY PROFESSIONAL FUND RAISERS

PROFESSIONAL FUND RAISER	CHARITABLE ORGANIZATION	GEO. AREA	GROSS RECEIPTS	NET TO CHARITY	UNCOLLECTED PLEDGES	% TO CHARITY
Public Interest Communications Inc	Christian Appalachian Project Inc	8	\$730,085.00	\$638,753.00	\$0.00	87.49%
Public Interest Communications Inc	Civil War Preservation Trust	8	\$74,738.91	\$7,921.05	\$62,880.09	10.60%
Public Interest Communications Inc	Common Cause	8	\$56,291.50	\$19,650.31	\$29,550.50	34.91%
Public Interest Communications Inc	Defenders of Wildlife Inc	8	\$635,730.50	(\$105,690.69)	\$94,707.00	-16.63%
Public Interest Communications Inc	Doris Day Animal League	8	\$159,499.00	\$102,750.74	\$0.00	64.42%
Public Interest Communications Inc	Interfaith Alliance Inc	8	\$13,484.00	\$2,395.82	\$0.00	17.77%
Public Interest Communications Inc	International Campaign for Tibet	8	\$170,242.00	\$25,952.76	\$42,613.00	15.24%
Public Interest Communications Inc	Mothers Against Drunk Driving	8	\$327,982.93	\$167,957.42	\$0.00	51.21%
Public Interest Communications Inc	NARAL Pro-Choice America	8	\$65,543.00	(\$13,876.68)	\$62,445.00	-21.17%
Public Interest Communications Inc	National Cancer Coalition Inc	8	\$68,351.68	\$25.78	\$96,231.00	0.04%
Public Interest Communications Inc	North Shore Animal League America Inc	2	\$297,650.74	\$118,130.94	\$0.00	39.69%
Public Interest Communications Inc	Ocean Conservancy Inc	8	\$87,551.75	\$74,002.71	\$0.00	84.52%
Public Interest Communications Inc	Planned Parenthood Action Fund Inc	1	\$79,727.72	\$27,610.18	\$56,508.28	34.63%
Public Interest Communications Inc	Planned Parenthood Federation of America Inc	1	\$556,204.50	\$182,794.07	\$154,459.00	32.86%
<i>Public Interest Communications Inc</i>	<i>Project Hope The People to People Health Foundation Inc</i>	8	<i>\$55,894.00</i>	<i>\$14,805.07</i>	<i>\$0.00</i>	<i>26.49%</i>
Public Interest Communications Inc	Rails-to-Trails Conservancy	8	\$35,568.00	\$2,102.63	\$12,070.00	5.91%
Public Interest Communications Inc	United States Ski Team Foundation	8	\$165,995.00	\$69,231.76	\$39,532.00	41.71%
Public Interest Communications Inc	Wilderness Society	8	\$27,694.00	\$3,621.52	\$0.00	13.08%
Public Interest Communications Inc	World Wildlife Fund Inc	8	\$438,188.00	\$112,514.21	\$307,920.00	25.68%
<i>Reese Teleservices Inc</i>	<i>American Breast Cancer Foundation Inc</i>	8	<i>\$239,322.00</i>	<i>\$28,719.00</i>	<i>\$1,318,429.00</i>	<i>12.00%</i>
<i>Reese Teleservices Inc</i>	<i>Kids Wish Network Inc</i>	8	<i>\$512,764.00</i>	<i>\$61,532.00</i>	<i>\$1,048,993.00</i>	<i>12.00%</i>
<i>Reese Teleservices Inc</i>	<i>National Caregiving Foundation</i>	8	<i>\$1,338,317.00</i>	<i>\$336,000.00</i>	<i>\$822,972.00</i>	<i>25.11%</i>
Royalty Services Inc	American Breast Cancer Foundation Inc	8	\$95,656.00	\$11,478.72	\$0.00	12.00%

DATA OBTAINED FROM INTERIM AND CLOSING STATEMENTS FILED BY PROFESSIONAL FUND RAISERS

PROFESSIONAL FUND RAISER	CHARITABLE ORGANIZATION	GEO. AREA	GROSS RECEIPTS	NET TO CHARITY	UNCOLLECTED PLEDGES	% TO CHARITY
Royalty Services Inc	Children's Charity Fund Inc	8	\$8,500.00	\$2,155.00	\$0.00	25.35%
<i>Royalty Services Inc</i>	<i>Cornerstone Soup Kitchen & Food Pantry Inc</i>	4	<i>\$205,137.00</i>	<i>\$61,541.10</i>	<i>\$0.00</i>	<i>30.00%</i>
<i>Royalty Services Inc</i>	<i>Reach Our Children Inc</i>	8	<i>\$25,388.00</i>	<i>\$3,808.20</i>	<i>\$0.00</i>	<i>15.00%</i>
Royalty Services Inc	South Glens Falls Police Benevolent Association	4	\$3,169.00	\$950.70	\$0.00	30.00%
Royalty Services Inc	Supplemental Food Providers Inc	4	\$20,111.00	\$6,033.30	\$0.00	30.00%
RuffaloCODY LLC	Queens College Foundation Inc	1	\$237,414.00	\$133,844.05	\$74,869.00	56.38%
S & E Marketing Ltd	American Veteran Relief Foundation	8	\$31,678.00	\$3,168.00	\$0.00	10.00%
S & E Marketing Ltd	Association for Disabled Firefighters Inc	8	\$298,901.00	\$29,890.10	\$0.00	10.00%
S & E Marketing Ltd	Coalition of Police and Sheriffs Inc	8	\$331,108.00	\$33,111.00	\$0.00	10.00%
S & E Marketing Ltd	Coalition of Police and Sheriffs Inc	8	\$268,389.63	\$26,838.97	\$0.00	10.00%
S & E Marketing Ltd	Disabled Firefighters Fund	8	\$682,785.56	\$68,278.56	\$0.00	10.00%
S & E Marketing Ltd	Disabled Firefighters Fund	8	\$327,784.00	\$32,778.00	\$0.00	10.00%
S & M Enterprises Inc	Greenburgh Uniformed Firefighters Association Inc	3	\$47,755.00	\$15,004.15	\$800.00	31.42%
<i>S & M Enterprises Inc</i>	<i>Lake Mohegan Professional Fire Fighters Association Inc</i>	3	<i>\$28,030.00</i>	<i>\$9,810.50</i>	<i>\$1,500.00</i>	<i>35.00%</i>
S & M Enterprises Inc	Pleasantville New York Police Benevolent Association Inc	3	\$44,045.00	\$13,653.95	\$1,700.00	31.00%
S & M Enterprises Inc	Policemen's Benevolent Association of Westchester County Inc	3	\$59,840.00	\$23,337.60	\$0.00	39.00%
<i>S & M Enterprises Inc</i>	<i>Sleepy Hollow Police Benevolent Association Inc</i>	3	<i>\$19,875.00</i>	<i>\$6,956.25</i>	<i>\$1,100.00</i>	<i>35.00%</i>
<i>S & M Enterprises Inc</i>	<i>Town of Mt Pleasant Policemen's Benevolent Association</i>	3	<i>\$55,755.00</i>	<i>\$17,284.05</i>	<i>\$600.00</i>	<i>31.00%</i>
<i>S & M Enterprises Inc</i>	<i>Town of Ossining PBA Inc</i>	3	<i>\$28,365.00</i>	<i>\$9,927.75</i>	<i>\$600.00</i>	<i>35.00%</i>
S & M Enterprises Inc	Town of Ossining PBA Inc	3	\$28,520.00	\$9,982.00	\$700.00	35.00%
<i>S & M Enterprises Inc</i>	<i>Uniformed Fire Fighters Association of the City of New Rochelle Inc</i>	3	<i>\$56,860.00</i>	<i>\$17,058.00</i>	<i>\$2,700.00</i>	<i>30.00%</i>
Safety Publications Inc	American Association of State Troopers Inc	8	\$558,100.48	\$111,620.10	\$35,000.00	20.00%

DATA OBTAINED FROM INTERIM AND CLOSING STATEMENTS FILED BY PROFESSIONAL FUND RAISERS

PROFESSIONAL FUND RAISER	CHARITABLE ORGANIZATION	GEO. AREA	GROSS RECEIPTS	NET TO CHARITY	UNCOLLECTED PLEDGES	% TO CHARITY
<i>Safety Publications Inc</i>	<i>VietNow National Headquarters</i>	8	\$328,818.24	\$65,763.65	\$48,000.00	20.00%
<i>Sage Group LLC (The)</i>	<i>WNYC Radio</i>	1	\$475,201.00	\$254,838.00	\$151,048.00	53.63%
SD&A Teleservices Inc	Boston Ballet Inc	8	\$300,882.00	\$170,735.00	\$42,475.00	56.74%
SD&A Teleservices Inc	Brady Campaign to Prevent Gun Violence	8	\$6,895.00	(\$2,353.00)	\$5,385.00	-34.13%
SD&A Teleservices Inc	Carnegie Hall Society Inc	1	\$2,612,296.00	\$1,979,902.00	\$178,799.50	75.79%
SD&A Teleservices Inc	NARAL Pro-Choice America	8	\$266,667.00	(\$56,974.00)	\$359,925.00	-21.37%
SD&A Teleservices Inc	New York City Ballet Inc	1	\$1,491,673.00	\$1,102,110.00	\$54,076.00	73.88%
SD&A Teleservices Inc	Washington National Opera	8	\$52,693.00	\$28,271.00	\$12,397.00	53.65%
Share Group Inc	Adirondack Council Inc	4	\$58,976.00	\$37,116.00	\$0.00	62.93%
Share Group Inc	AFS USA Inc	1	\$239,706.00	\$169,509.00	\$0.00	70.72%
Share Group Inc	Alley Cat Allies Inc	8	\$129,964.00	\$56,618.00	\$0.00	43.56%
Share Group Inc	American Civil Liberties Union	1	\$1,680,563.00	\$674,574.00	\$0.00	40.14%
Share Group Inc	American Farmland Trust	8	\$7,667.00	(\$2,903.00)	\$0.00	-37.86%
Share Group Inc	Amnesty International of the USA Inc	1	\$677,770.00	\$367,346.00	\$0.00	54.20%
Share Group Inc	Appalachian Mountain Club	8	\$301,694.00	\$133,428.00	\$0.00	44.23%
Share Group Inc	Brady Campaign to Prevent Gun Violence	8	\$301,781.00	\$144,845.00	\$0.00	48.00%
Share Group Inc	Bread for the World Inc	8	\$278,000.00	\$61,716.00	\$0.00	22.20%
Share Group Inc	Center for Victims of Torture	8	\$63,705.00	\$35,981.00	\$0.00	56.48%
Share Group Inc	Chesapeake Bay Foundation Inc	8	\$310,882.00	\$69,124.00	\$0.00	22.23%
Share Group Inc	Earthjustice	8	\$144,935.00	\$60,581.00	\$0.00	41.80%
Share Group Inc	Field Museum of Natural History	8	\$327,855.00	\$244,852.00	\$0.00	74.68%
Share Group Inc	Foundation for AIDS Research (f/k/a American Foundation for AIDS Research)	1	\$111,380.00	\$47,735.00	\$0.00	42.86%

DATA OBTAINED FROM INTERIM AND CLOSING STATEMENTS FILED BY PROFESSIONAL FUND RAISERS

PROFESSIONAL FUND RAISER	CHARITABLE ORGANIZATION	GEO. AREA	GROSS RECEIPTS	NET TO CHARITY	UNCOLLECTED PLEDGES	% TO CHARITY
Share Group Inc	Fund for Animals Inc	1	\$32,020.00	\$1,374.00	\$0.00	4.29%
Share Group Inc	Gay Mens Health Crisis Inc	1	\$106,745.00	\$57,049.00	\$0.00	53.44%
Share Group Inc	God's Love We Deliver Inc	1	\$57,570.00	\$22,421.00	\$0.00	38.95%
Share Group Inc	Human Rights Campaign Inc	8	\$1,571,605.00	\$801,261.00	\$0.00	50.98%
Share Group Inc	Humane Society of the United States Inc	8	\$1,562,814.00	\$113,686.00	\$0.00	7.27%
Share Group Inc	Interfaith Alliance Inc	8	\$28,987.00	\$16,824.00	\$0.00	58.04%
Share Group Inc	International Fund for Animal Welfare Inc	8	\$104,507.00	(\$32,048.00)	\$0.00	-30.67%
Share Group Inc	International Rescue Committee Inc	1	\$226,356.00	\$114,110.00	\$0.00	50.41%
Share Group Inc	League of Women Voters Education Fund	8	\$35,000.00	\$29,987.00	\$0.00	85.68%
Share Group Inc	League of Women Voters of the United States	8	\$78,605.00	\$48,478.00	\$0.00	61.67%
Share Group Inc	NARAL Pro-Choice America	8	\$969,296.00	\$692,490.00	\$0.00	71.44%
Share Group Inc	National Association for the Advancement of Colored People	8	\$428,682.00	\$190,523.00	\$0.00	44.44%
Share Group Inc	National Audubon Society Inc	1	\$582,649.00	\$194,528.00	\$0.00	33.39%
Share Group Inc	National Breast Cancer Coalition	8	\$62,525.00	\$36,162.00	\$0.00	57.84%
Share Group Inc	National Organization for Women Inc	8	\$1,083,764.00	\$530,739.00	\$0.00	48.97%
Share Group Inc	National Parks Conservation Association	8	\$311,850.00	\$56,650.00	\$0.00	18.17%
Share Group Inc	National Wildlife Federation	8	\$532,551.00	\$136,632.00	\$0.00	25.66%
Share Group Inc	Oxfam America Inc	8	\$795,741.00	\$426,243.00	\$0.00	53.57%
Share Group Inc	People for the American Way	8	\$527,876.00	\$183,775.00	\$0.00	34.81%
Share Group Inc	People for the Ethical Treatment of Animals Inc	8	\$332,950.00	\$50,975.00	\$0.00	15.31%
Share Group Inc	Perkins School for the Blind	8	\$22,180.00	\$10,212.00	\$0.00	46.04%
Share Group Inc	Planned Parenthood Action Fund Inc	1	\$223,166.27	\$139,421.45	\$0.00	62.47%

DATA OBTAINED FROM INTERIM AND CLOSING STATEMENTS FILED BY PROFESSIONAL FUND RAISERS

PROFESSIONAL FUND RAISER	CHARITABLE ORGANIZATION	GEO. AREA	GROSS RECEIPTS	NET TO CHARITY	UNCOLLECTED PLEDGES	% TO CHARITY
Share Group Inc	Planned Parenthood Federation of America Inc	1	\$465,923.86	\$242,445.44	\$0.00	52.04%
Share Group Inc	Population Connection	8	\$19,262.00	(\$1,700.00)	\$0.00	-8.83%
Share Group Inc	Religious Coalition for Reproductive Choice Inc	8	\$68,322.00	\$11,641.00	\$0.00	17.04%
Share Group Inc	Southern Poverty Law Center Inc	8	\$348,800.00	\$210,025.00	\$0.00	60.21%
Share Group Inc	Trout Unlimited Inc	8	\$32,071.00	(\$21,082.00)	\$0.00	-65.74%
Share Group Inc	Union of Concerned Scientists Inc	8	\$168,774.00	\$97,731.00	\$0.00	57.91%
Share Group Inc	Unitarian Universalist Service Committee Inc	8	\$240,577.00	\$168,888.00	\$0.00	70.20%
Share Group Inc	Vermont ETV Inc	8	\$124,206.00	\$41,254.00	\$0.00	33.21%
Share Group Inc	Wilderness Society	8	\$205,460.00	\$110,619.00	\$0.00	53.84%
Share Group Inc	World Wildlife Fund Inc	8	\$433,143.00	\$133,132.00	\$0.00	30.74%
<i>Spotlight Music Productions Inc</i>	<i>Albion Emergency Squad Inc</i>	7	<i>\$36,517.00</i>	<i>\$9,152.00</i>	<i>\$0.00</i>	<i>25.06%</i>
<i>Spotlight Music Productions Inc</i>	<i>Cayuga Club Police Benevolent Association Inc</i>	7	<i>\$57,375.00</i>	<i>\$19,001.00</i>	<i>\$0.00</i>	<i>33.12%</i>
Spotlight Music Productions Inc	Hickory Club Patrolmens Benevolent Association Inc	7	\$29,320.00	\$14,000.00	\$6,255.00	47.75%
Spotlight Music Productions Inc	Orleans County Deputy Sheriffs Association Inc	7	\$33,448.00	\$8,417.00	\$0.00	25.16%
<i>Spotlight Music Productions Inc</i>	<i>Orleans County Deputy Sheriffs Association Inc</i>	7	<i>\$33,524.00</i>	<i>\$8,500.00</i>	<i>\$0.00</i>	<i>25.36%</i>
Spotlight Music Productions Inc	Ossining Police Athletic League	3	\$63,610.00	\$19,083.00	\$0.00	30.00%
<i>Spotlight Music Productions Inc</i>	<i>South Lockport Fire Company Inc</i>	7	<i>\$52,334.00</i>	<i>\$13,084.00</i>	<i>\$0.00</i>	<i>25.00%</i>
Spotlight Music Productions Inc	Town of Wallkill Volunteer Ambulance Corps Inc	3	\$32,003.00	\$9,000.00	\$0.00	28.12%
<i>Spotlight Music Productions Inc</i>	<i>Wappingers Falls Police Benevolent Association</i>	3	<i>\$36,505.00</i>	<i>\$10,000.00</i>	<i>\$0.00</i>	<i>27.39%</i>
Spotlight Music Productions Inc	Wappingers Falls Police Benevolent Association	3	\$32,544.00	\$13,000.00	\$0.00	39.95%
<i>Stage Door Music Productions Inc</i>	<i>Albany County Sheriff's Union #775 AFSCME</i>	4	<i>\$152,734.50</i>	<i>\$40,364.43</i>	<i>\$0.00</i>	<i>26.43%</i>
Stage Door Music Productions Inc	Broome County Sheriffs Department Employees Local #2012 AFSCME AFL-CIO	5	\$117,493.00	\$29,373.25	\$0.00	25.00%

DATA OBTAINED FROM INTERIM AND CLOSING STATEMENTS FILED BY PROFESSIONAL FUND RAISERS

PROFESSIONAL FUND RAISER	CHARITABLE ORGANIZATION	GEO. AREA	GROSS RECEIPTS	NET TO CHARITY	UNCOLLECTED PLEDGES	% TO CHARITY
Stage Door Music Productions Inc	Cohoes Police Officers Union Inc	4	\$42,340.00	\$10,000.00	\$0.00	23.62%
Stage Door Music Productions Inc	Columbia County Correction Officers Local #3828	4	\$62,990.50	\$15,000.00	\$0.00	23.81%
Stage Door Music Productions Inc	Crime Prevention Association of Western New York Inc	7	\$35,209.00	\$8,098.07	\$0.00	23.00%
Stage Door Music Productions Inc	Deputy Sheriff's Benevolent Association of Onondaga County Inc	5	\$90,000.00	\$22,500.00	\$0.00	25.00%
Stage Door Music Productions Inc	Dutchess County Correction Officers Benevolent Association	3	\$115,480.10	\$22,996.02	\$0.00	19.91%
Stage Door Music Productions Inc	Fishkill Police Cadets Boy Scouts of America Post EP-49	3	\$29,136.00	\$4,953.12	\$0.00	17.00%
<i>Stage Door Music Productions Inc</i>	<i>Greece Police Gold Badge Club</i>	6	<i>\$117,852.81</i>	<i>\$30,334.54</i>	<i>\$0.00</i>	<i>25.74%</i>
Stage Door Music Productions Inc	Haverstraw Police Athletic League Inc	3	\$122,162.50	\$20,783.02	\$0.00	17.01%
<i>Stage Door Music Productions Inc</i>	<i>Hughsonville Fire Company</i>	3	<i>\$52,290.00</i>	<i>\$8,889.30</i>	<i>\$0.00</i>	<i>17.00%</i>
Stage Door Music Productions Inc	Jefferson County Deputy Sheriff Association	5	\$90,875.00	\$18,180.95	\$0.00	20.01%
Stage Door Music Productions Inc	Middletown Fire Police	3	\$57,604.22	\$11,520.84	\$0.00	20.00%
Stage Door Music Productions Inc	New York Law Enforcement Association Inc	6	\$197,031.19	\$42,317.17	\$0.00	21.48%
Stage Door Music Productions Inc	Niagara County Deputy Sheriffs Association Inc	7	\$167,707.80	\$33,541.56	\$0.00	20.00%
Stage Door Music Productions Inc	North Tonawanda Policemen Benevolent Association Inc	7	\$65,373.53	\$13,481.00	\$0.00	20.62%
Stage Door Music Productions Inc	Orange County K-9 Association Inc	3	\$88,512.69	\$17,663.44	\$0.00	19.96%
Stage Door Music Productions Inc	Potsdam Police Protective Association	5	\$35,768.00	\$6,438.24	\$0.00	18.00%
<i>Stage Door Music Productions Inc</i>	<i>Sheriff's Silver Star Association Inc</i>	5	<i>\$101,745.47</i>	<i>\$25,005.55</i>	<i>\$0.00</i>	<i>24.58%</i>
<i>Stage Door Music Productions Inc</i>	<i>Ulster County Correction Officers Benevolent Association</i>	3	<i>\$73,343.00</i>	<i>\$14,685.90</i>	<i>\$0.00</i>	<i>20.02%</i>
<i>Stage Door Music Productions Inc</i>	<i>Ulster County Sheriff's Employees Association</i>	3	<i>\$84,371.00</i>	<i>\$16,831.70</i>	<i>\$0.00</i>	<i>19.95%</i>
<i>Stage Door Music Productions Inc</i>	<i>Ulster County Volunteer Firemen's Association</i>	3	<i>\$76,375.50</i>	<i>\$15,275.10</i>	<i>\$0.00</i>	<i>20.00%</i>
Stage Door Music Productions Inc	Uniformed Professional Fire Fighters Association Tonawanda NY	7	\$37,961.00	\$5,728.97	\$0.00	15.09%

DATA OBTAINED FROM INTERIM AND CLOSING STATEMENTS FILED BY PROFESSIONAL FUND RAISERS

PROFESSIONAL FUND RAISER	CHARITABLE ORGANIZATION	GEO. AREA	GROSS RECEIPTS	NET TO CHARITY	UNCOLLECTED PLEDGES	% TO CHARITY
<i>Stage Door Music Productions Inc</i>	<i>United States Police Canine Association/Region #7</i>	2	\$322,803.83	\$74,472.70	\$0.00	23.07%
Stage Door Music Productions Inc	Village of Fishkill Police Benevolent Association	3	\$56,929.63	\$9,759.58	\$0.00	17.14%
Stage Door Music Productions Inc	Watertown Police Benevolent Association	5	\$87,440.00	\$17,519.67	\$0.00	20.04%
Standard Call (The) (Sandone, Michael A)	American Veteran Relief Foundation	8	\$12,261.00	\$2,084.37	\$0.00	17.00%
<i>Standard Call (The) (Sandone, Michael A)</i>	<i>Defeat Diabetes Foundation Inc</i>	8	\$4,650.00	\$1,206.00	\$0.00	25.94%
Starlet Music Productions (Corbett, Herbert)	Peekskill Police Association Inc	3	\$77,270.00	\$23,000.00	\$0.00	29.77%
Starlet Music Productions (Corbett, Herbert)	Town Police Fraternity Inc	3	\$44,025.00	\$13,207.50	\$0.00	30.00%
Suffolk Productions Inc	Crime Stoppers of Suffolk County Inc	2	\$17,970.00	\$4,492.00	\$0.00	25.00%
<i>Suffolk Productions Inc</i>	<i>New York State Association of Chiefs of Police Inc</i>	4	\$562,512.00	\$168,754.00	\$0.00	30.00%
<i>Suffolk Productions Inc</i>	<i>New York State Park Police PBA Inc</i>	2	\$99,248.00	\$24,812.00	\$0.00	25.00%
Suffolk Productions Inc	Patrolmen's Benevolent Association of Long Beach New York Inc	2	\$52,033.00	\$20,813.00	\$0.00	40.00%
<i>Suffolk Productions Inc</i>	<i>Police Athletic Team of Suffolk County Inc</i>	2	\$38,593.00	\$10,806.00	\$0.00	28.00%
Suffolk Productions Inc	Suffolk County Detectives Association Inc	2	\$198,614.00	\$69,515.00	\$0.00	35.00%
<i>Suffolk Productions Inc</i>	<i>Traditional Chinese Medicine World Foundation Inc</i>	1	\$40,050.00	\$10,013.00	\$0.00	25.00%
Suffolk Productions Inc	United Way of Long Island Inc	2	\$30,325.00	\$7,581.00	\$0.00	25.00%
Tan Productions Inc	Amityville Fire Department	2	\$15,410.00	\$8,475.50	\$0.00	55.00%
Tan Productions Inc	Amityville Patrolmen's Benevolent Association Inc	2	\$33,465.00	\$16,732.50	\$0.00	50.00%
Tan Productions Inc	Court Officers Benevolent Association of Nassau County	2	\$174,217.50	\$66,202.65	\$0.00	38.00%
<i>Tan Productions Inc</i>	<i>Freeport Police Benevolent Association</i>	2	\$43,220.00	\$21,610.00	\$0.00	50.00%
Tan Productions Inc	Glen Cove City Police Benevolent Association Inc	2	\$41,665.00	\$20,832.50	\$0.00	50.00%
Tan Productions Inc	New York State Court Clerks Association	1	\$99,545.00	\$29,863.50	\$0.00	30.00%
Tan Productions Inc	Patrolman's Benevolent Association of Southampton Town Inc	2	\$63,485.00	\$34,916.75	\$0.00	55.00%

DATA OBTAINED FROM INTERIM AND CLOSING STATEMENTS FILED BY PROFESSIONAL FUND RAISERS

PROFESSIONAL FUND RAISER	CHARITABLE ORGANIZATION	GEO. AREA	GROSS RECEIPTS	NET TO CHARITY	UNCOLLECTED PLEDGES	% TO CHARITY
<i>Tan Productions Inc</i>	<i>Port Washington Police Athletic League Inc</i>	2	\$27,642.00	\$13,821.00	\$0.00	50.00%
Tan Productions Inc	Port Washington Police Benevolent Association Inc	2	\$60,218.00	\$30,109.00	\$0.00	50.00%
Tan Productions Inc	Riverhead Police Benevolent Association Inc	2	\$37,265.00	\$19,005.15	\$0.00	51.00%
Tan Productions Inc	Suffolk County Deputy Sheriff's Benevolent Association	2	\$34,850.00	\$10,455.00	\$0.00	30.00%
Tan Productions Inc	Suffolk County Police Conference Inc	2	\$16,250.00	\$0.00	\$0.00	0.00%
Tan Productions Inc	Suffolk County Police Conference Inc	2	\$106,114.00	\$31,834.20	\$0.00	30.00%
Tan Productions Inc	Uniformed Court Officers Association of Suffolk County	2	\$136,401.00	\$40,920.30	\$0.00	30.00%
<i>TCB Enterprises Inc</i>	<i>Association for Firefighters and Paramedics Inc</i>	8	\$45,734.00	\$4,573.40	\$0.00	10.00%
<i>TCB Enterprises Inc</i>	<i>Junior Police Academy</i>	8	\$22,892.00	\$3,329.55	\$785.00	14.54%
<i>TCB Enterprises Inc</i>	<i>Police Association of the City of Yonkers Inc</i>	3	\$247,115.50	\$82,943.40	\$0.00	33.56%
TCB Enterprises Inc	Police Athletic League of Yonkers Foundation Inc	3	\$179,051.00	\$62,667.85	\$0.00	35.00%
<i>TCB Enterprises Inc</i>	<i>Police Protective Fund</i>	8	\$15,491.00	\$2,323.65	\$260.00	15.00%
<i>TCB Enterprises Inc</i>	<i>Uniformed Fire Fighters' Association of the City of Mount Vernon NY Inc</i>	3	\$94,166.00	\$32,958.10	\$0.00	35.00%
Tele-Response Center Inc	Miracle Flights for Kids	8	\$1,801,787.29	\$575,287.40	\$0.00	31.93%
Tele-Response Center Inc	Multiple Sclerosis Association of America Inc	8	\$471,715.37	\$129,943.05	\$0.00	27.55%
Tele-Response Center Inc	SADD Inc	8	\$2,135,817.91	\$1,001,267.34	\$0.00	46.88%
Tele-Response Center Inc	Veterans of Foreign Wars of the United States	8	\$1,336,272.40	\$400,941.36	\$0.00	30.00%
Telecomp Inc	New York and Presbyterian Hospital	1	\$561,605.00	\$263,537.31	\$0.00	46.93%
Telecomp Inc	Rochester Philharmonic Orchestra Inc	6	\$438,134.51	\$326,815.25	\$118,548.75	74.59%
Telecomp Inc	WMHT Educational Telecommunications Inc	4	\$661,187.00	\$340,691.02	\$594,701.38	51.53%
Telefund Inc	American Civil Liberties Union	1	\$759,536.00	(\$172,903.27)	\$2,603,869.00	-22.76%
Telefund Inc	American Society for the Prevention of Cruelty to Animals	1	\$1,235,766.00	\$669,110.07	\$997,490.00	54.15%

DATA OBTAINED FROM INTERIM AND CLOSING STATEMENTS FILED BY PROFESSIONAL FUND RAISERS

PROFESSIONAL FUND RAISER	CHARITABLE ORGANIZATION	GEO. AREA	GROSS RECEIPTS	NET TO CHARITY	UNCOLLECTED PLEDGES	% TO CHARITY
Telefund Inc	Amnesty International of the USA Inc	1	\$1,331,328.50	\$636,904.64	\$1,928,783.50	47.84%
Telefund Inc	AOPA Air Safety Foundation Inc	8	\$884,181.88	\$582,380.88	\$242,506.00	65.87%
Telefund Inc	B'nai B'rith	8	\$84,636.00	\$13,305.76	\$67,234.00	15.72%
Telefund Inc	Earthjustice	8	\$228,955.20	\$91,996.71	\$61,325.80	40.18%
Telefund Inc	Environmental Defense Inc	1	\$362,318.50	\$225,810.76	\$0.00	62.32%
Telefund Inc	Foundation for National Progress	8	\$187,635.00	\$7,966.83	\$229,370.00	4.25%
Telefund Inc	Human Rights Campaign Inc	8	\$2,471,301.19	\$1,568,138.89	\$0.00	63.45%
Telefund Inc	International Rescue Committee Inc	1	\$305,063.59	\$111,221.33	\$190,980.41	36.46%
Telefund Inc	League of Conservation Voters Inc	8	\$249,273.75	\$55,616.80	\$177,694.25	22.31%
Telefund Inc	Oxfam America Inc	8	\$345,598.58	\$208,824.93	\$80,198.42	60.42%
Telefund Inc	People for the American Way	8	\$253,194.00	\$49,411.55	\$251,038.00	19.52%
Telefund Inc	People for the Ethical Treatment of Animals Inc	8	\$46,982.84	(\$27,457.99)	\$116,571.16	-58.44%
Telefund Inc	Planned Parenthood Action Fund Inc	1	\$192,573.50	\$97,394.45	\$84,649.50	50.58%
Telefund Inc	Planned Parenthood Federation of America Inc	1	\$310,064.00	\$130,443.85	\$138,938.00	42.07%
Telefund Inc	Public Citizen Foundation Inc	8	\$87,981.00	\$62,898.84	\$68,374.00	71.49%
Telefund Inc	Public Citizen Inc	8	\$140,806.00	(\$92,123.14)	\$147,256.00	-65.43%
Telefund Inc	Sierra Club	8	\$1,489,245.90	\$1,227,395.85	\$0.00	82.42%
Telefund Inc	Southern Poverty Law Center Inc	8	\$538,928.25	\$256,077.30	\$354,995.75	47.52%
Theodore Productions Inc	Big Flats Masonic Lodge #378	6	\$8,080.00	\$1,000.00	\$2,660.00	12.38%
Treasure State Development Corporation	National Right to Life Committee Inc	8	\$51,469.00	\$34,484.23	\$0.00	67.00%
<i>Trooper Publishing Inc</i>	<i>NYST Benefit Fund Inc</i>	4	<i>\$560,504.87</i>	<i>\$139,716.95</i>	<i>\$0.00</i>	<i>24.93%</i>
Univision Marketing Group Inc	Foundation for a Christian Civilization Inc	8	\$55,269.00	\$19,431.32	\$4,329.00	35.16%
Univision Marketing Group Inc	National Right to Life Committee Inc	8	\$126,336.60	\$25,422.35	\$200,657.00	20.12%

DATA OBTAINED FROM INTERIM AND CLOSING STATEMENTS FILED BY PROFESSIONAL FUND RAISERS

PROFESSIONAL FUND RAISER	CHARITABLE ORGANIZATION	GEO. AREA	GROSS RECEIPTS	NET TO CHARITY	UNCOLLECTED PLEDGES	% TO CHARITY
Univision Marketing Group Inc	North Shore Animal League America Inc	2	\$125,435.00	(\$107,064.84)	\$0.00	-85.35%
Univision Marketing Group Inc	Save the Children Federation Inc	8	\$105,170.01	\$8,057.87	\$12,998.00	7.66%
Vee Concepts of New York Inc	Auburn Police Local #195	5	\$67,810.00	\$27,124.00	\$0.00	40.00%
Vee Concepts of New York Inc	Owego Police Benevolent Association	5	\$13,000.00	\$13,000.00	\$0.00	100.00%
<i>Xentel Inc</i>	<i>Childrens Leukemia Research Association Inc</i>	2	<i>\$1,307,589.00</i>	<i>\$192,721.80</i>	<i>\$1,164,518.52</i>	<i>14.74%</i>
Xentel Inc	Committee for Missing Children Inc	8	\$2,336,370.98	\$253,637.09	\$1,998,072.00	10.86%
<i>Xentel Inc</i>	<i>Department of New York Veterans of Foreign Wars of the United States Inc</i>	4	<i>\$424,713.83</i>	<i>\$63,707.07</i>	<i>\$0.00</i>	<i>15.00%</i>
Xentel Inc	National Cancer Coalition Inc	8	\$729,110.00	\$88,493.00	\$410,932.00	12.14%
Xentel Inc	New York AMVETS Inc	2	\$727,628.71	\$20,000.00	\$0.00	2.75%
<i>Xentel Inc</i>	<i>New York Organization of Narcotics Enforcers Inc</i>	1	<i>\$188,760.00</i>	<i>\$28,314.00</i>	<i>\$0.00</i>	<i>15.00%</i>
<i>Xentel Inc</i>	<i>New York State Association of Chiefs of Police Inc</i>	4	<i>\$374,427.00</i>	<i>\$74,885.40</i>	<i>\$804,518.00</i>	<i>20.00%</i>
<i>Xentel Inc</i>	<i>New York State Union of Police Associations Inc</i>	3	<i>\$630,961.48</i>	<i>\$154,275.00</i>	<i>\$0.00</i>	<i>24.45%</i>
<i>Xentel Inc</i>	<i>Police Conference of New York Inc</i>	4	<i>\$590,791.00</i>	<i>\$118,158.20</i>	<i>\$1,137,985.00</i>	<i>20.00%</i>
Xentel Inc	Police Officer Defense Fund of New York State Inc	3	\$95,744.69	\$63,000.00	\$97,001.81	65.80%
TOTALS		---	\$185,493,781.99	\$76,273,328.43	\$42,246,266.80	41.12%

DATA OBTAINED FROM INTERIM AND CLOSING STATEMENTS FILED BY PROFESSIONAL FUND RAISERS

TABLE 3
Charitable Organizations -
Net Percentage Of Revenues
Retained By Charity
2006 Telemarketing Campaigns

CHARITABLE ORGANIZATION	PROFESSIONAL FUND RAISER	GEO. AREA	GROSS RECEIPTS	NET TO CHARITY	UNCOLLECTED PLEDGES	% TO CHARITY
National World War II Museum Inc (f/k/a The National D-Day Museum Foundation Inc)	ComNet Marketing Group Inc	8	\$2,736.00	\$2,736.00	\$212.00	100.00%
Owego Police Benevolent Association	Vee Concepts of New York Inc	5	\$13,000.00	\$13,000.00	\$0.00	100.00%
Arthritis Foundation Inc	Infocision Management Corporation	8	\$89,458.00	\$80,091.81	\$0.00	89.53%
Amnesty International of the USA Inc	IDC Ltd	1	\$1,118,059.76	\$999,135.80	\$0.00	89.36%
Christian Appalachian Project Inc	Public Interest Communications Inc	8	\$730,085.00	\$638,753.00	\$0.00	87.49%
American Civil Liberties Union Foundation Inc	Donor Services Group LLC	1	\$432,000.00	\$377,080.00	\$67,390.00	87.29%
League of Women Voters Education Fund	Share Group Inc	8	\$35,000.00	\$29,987.00	\$0.00	85.68%
<i>City of Tonawanda Frontier Police Club</i>	<i>Niagara Frontier Advertising Associates Inc</i>	7	<i>\$11,735.00</i>	<i>\$10,000.00</i>	<i>\$0.00</i>	<i>85.22%</i>
Ocean Conservancy Inc	Public Interest Communications Inc	8	\$87,551.75	\$74,002.71	\$0.00	84.52%
National Aquarium in Baltimore Inc	Phone Bank Systems Inc	8	\$32,555.00	\$27,460.32	\$1,336.00	84.35%
Educational Media Foundation	MDS Communications Corporation	8	\$629,720.00	\$523,544.00	\$506,837.00	83.14%
Sierra Club	Telefund Inc	8	\$1,489,245.90	\$1,227,395.85	\$0.00	82.42%
Rye Country Day School	Lester Inc	3	\$48,395.00	\$39,732.00	\$575.00	82.10%
<i>Kenmore Club Police Benevolent Association Inc</i>	<i>Niagara Frontier Advertising Associates Inc</i>	7	<i>\$16,306.03</i>	<i>\$13,000.00</i>	<i>\$0.00</i>	<i>79.73%</i>
Christian Advocates Serving Evangelism Inc	Infocision Management Corporation	8	\$6,884,568.14	\$5,403,018.15	\$0.00	78.48%
Jazz at Lincoln Center Inc	DCM Inc	1	\$149,631.00	\$115,903.00	\$0.00	77.46%
Carnegie Hall Society Inc	SD&A Teleservices Inc	1	\$2,612,296.00	\$1,979,902.00	\$178,799.50	75.79%
International Fellowship of Christians and Jews Inc	Infocision Management Corporation	8	\$1,426,012.54	\$1,076,186.80	\$0.00	75.47%
Jewish Federation of Rockland County	IDT Contact Services Inc	3	\$16,900.00	\$12,747.50	\$3,069.00	75.43%
Field Museum of Natural History	Share Group Inc	8	\$327,855.00	\$244,852.00	\$0.00	74.68%
Rochester Philharmonic Orchestra Inc	Telecomp Inc	6	\$438,134.51	\$326,815.25	\$118,548.75	74.59%
<i>Ballet Theatre Foundation Inc (American Ballet Theatre)</i>	<i>DCM Inc</i>	<i>1</i>	<i>\$808,723.00</i>	<i>\$598,772.90</i>	<i>\$0.00</i>	<i>74.04%</i>

DATA OBTAINED FROM INTERIM AND CLOSING STATEMENTS FILED BY PROFESSIONAL FUND RAISERS

CHARITABLE ORGANIZATION	PROFESSIONAL FUND RAISER	GEO. AREA	GROSS RECEIPTS	NET TO CHARITY	UNCOLLECTED PLEDGES	% TO CHARITY
<i>Connecticut Players Foundation Inc (Long Wharf Theatre)</i>	<i>DCM Inc</i>	8	\$520,826.00	\$384,995.34	\$0.00	73.92%
New York City Ballet Inc	SD&A Teleservices Inc	1	\$1,491,673.00	\$1,102,110.00	\$54,076.00	73.88%
Food for the Hungry Inc	MDS Communications Corporation	8	\$276,437.00	\$198,223.00	\$57,062.00	71.71%
Public Citizen Foundation Inc	Telefund Inc	8	\$87,981.00	\$62,898.84	\$68,374.00	71.49%
NARAL Pro-Choice America	Share Group Inc	8	\$969,296.00	\$692,490.00	\$0.00	71.44%
AFS USA Inc	Share Group Inc	1	\$239,706.00	\$169,509.00	\$0.00	70.72%
<i>Mountain Lake Public Telecommunications Council Inc (WCFE)</i>	<i>ComNet Marketing Group Inc</i>	4	\$6,568.71	\$4,632.94	\$2,830.00	70.53%
<i>New York City Opera Inc</i>	<i>DCM Inc</i>	1	\$1,542,078.00	\$1,087,506.80	\$0.00	70.52%
Unitarian Universalist Service Committee Inc	Share Group Inc	8	\$240,577.00	\$168,888.00	\$0.00	70.20%
American Lebanese Syrian Associated Charities Inc (a/k/a St Jude Children's Research Hospital)	Infocision Management Corporation	8	\$5,472,235.40	\$3,832,450.40	\$0.00	70.03%
Mercy Corps	MDS Communications Corporation	8	\$488,559.00	\$338,495.00	\$164,400.00	69.28%
Cooperative for Assistance and Relief Everywhere Inc (CARE)	MDS Communications Corporation	8	\$2,459,423.00	\$1,701,473.00	\$484,341.00	69.18%
<i>New York Cares Inc</i>	<i>Gordon & Schwenkmeyer Inc</i>	1	\$91,248.00	\$62,554.48	\$0.00	68.55%
AMIT Women Inc	IDT Contact Services Inc	1	\$10,667.00	\$7,269.50	\$0.00	68.15%
National Aquarium in Baltimore Inc	Phone Bank Systems Inc	8	\$89,573.00	\$60,872.59	\$39,464.00	67.96%
Long Island Coalition for Life Inc	MDS Communications Corporation	2	\$47,370.00	\$32,144.00	\$0.00	67.86%
Greenpeace Fund Inc.	Aria Communications Corporation	8	\$110,714.64	\$74,984.82	\$38,838.36	67.73%
Philharmonic-Symphony Society of New York Inc (New York Philharmonic Symphony Society)	DCM Inc	1	\$1,443,449.00	\$968,370.10	\$70,470.00	67.09%
National Right to Life Committee Inc	Treasure State Development Corporation	8	\$51,469.00	\$34,484.23	\$0.00	67.00%
<i>Batavia Police Benevolent Association</i>	<i>Niagara Frontier Advertising Associates Inc</i>	7	\$15,000.00	\$10,000.00	\$0.00	66.67%

DATA OBTAINED FROM INTERIM AND CLOSING STATEMENTS FILED BY PROFESSIONAL FUND RAISERS

CHARITABLE ORGANIZATION	PROFESSIONAL FUND RAISER	GEO. AREA	GROSS RECEIPTS	NET TO CHARITY	UNCOLLECTED PLEDGES	% TO CHARITY
American Israel Public Affairs Committee	IDT Contact Services Inc	8	\$102,788.00	\$67,911.00	\$108,528.00	66.07%
AOPA Air Safety Foundation Inc	Telefund Inc	8	\$884,181.88	\$582,380.88	\$242,506.00	65.87%
Police Officer Defense Fund of New York State Inc	Xentel Inc	3	\$95,744.69	\$63,000.00	\$97,001.81	65.80%
MAP International	MDS Communications Corporation	8	\$42,400.00	\$27,859.00	\$16,903.00	65.71%
<i>Planned Parenthood Federation of America Inc</i>	<i>Donor Services Group LLC</i>	<i>1</i>	<i>\$2,187,820.47</i>	<i>\$1,434,714.96</i>	<i>\$227,182.53</i>	<i>65.58%</i>
American Leprosy Missions Inc	MDS Communications Corporation	8	\$142,747.00	\$92,670.00	\$25,321.00	64.92%
Doris Day Animal League	Public Interest Communications Inc	8	\$159,499.00	\$102,750.74	\$0.00	64.42%
City Harvest Inc	Outreach Associates Inc	1	\$173,966.00	\$111,183.00	\$0.00	63.91%
Human Rights Campaign Inc	Telefund Inc	8	\$2,471,301.19	\$1,568,138.89	\$0.00	63.45%
<i>Medecins Sans Frontieres USA Inc</i>	<i>Harris Direct</i>	<i>1</i>	<i>\$1,853,314.00</i>	<i>\$1,171,901.90</i>	<i>\$767,147.00</i>	<i>63.23%</i>
Adirondack Council Inc	Share Group Inc	4	\$58,976.00	\$37,116.00	\$0.00	62.93%
<i>Vermont ETV Inc</i>	<i>ComNet Marketing Group Inc</i>	<i>8</i>	<i>\$63,431.43</i>	<i>\$39,862.19</i>	<i>\$0.00</i>	<i>62.84%</i>
Planned Parenthood Action Fund Inc	Share Group Inc	1	\$223,166.27	\$139,421.45	\$0.00	62.47%
Environmental Defense Inc	Telefund Inc	1	\$362,318.50	\$225,810.76	\$0.00	62.32%
Wilderness Society	Harris Direct	8	\$335,476.00	\$207,550.63	\$56,750.00	61.87%
New York Shakespeare Festival	DCM Inc	1	\$171,437.00	\$105,966.03	\$0.00	61.81%
<i>Public Broadcasting Council of Central NY Inc (WCNY)</i>	<i>ComNet Marketing Group Inc</i>	<i>5</i>	<i>\$54,502.00</i>	<i>\$33,661.11</i>	<i>\$0.00</i>	<i>61.76%</i>
<i>NARAL Pro-Choice America</i>	<i>EARTHtel Inc</i>	<i>8</i>	<i>\$743,831.00</i>	<i>\$458,857.45</i>	<i>\$0.00</i>	<i>61.69%</i>
League of Women Voters of the United States	Share Group Inc	8	\$78,605.00	\$48,478.00	\$0.00	61.67%
Women's Campaign Forum	Gordon & Schwenkmeyer Inc	8	\$43,067.00	\$26,339.53	\$0.00	61.16%
United Jewish Federation of Northeastern NY Inc	IDT Contact Services Inc	4	\$10,935.00	\$6,680.00	\$3,213.00	61.09%
Operation Smile Inc	Infocision Management Corporation	8	\$98,919.11	\$60,363.01	\$0.00	61.02%
<i>Wilderness Society</i>	<i>Harris Direct</i>	<i>8</i>	<i>\$264,456.00</i>	<i>\$160,657.45</i>	<i>\$52,734.00</i>	<i>60.75%</i>

DATA OBTAINED FROM INTERIM AND CLOSING STATEMENTS FILED BY PROFESSIONAL FUND RAISERS

CHARITABLE ORGANIZATION	PROFESSIONAL FUND RAISER	GEO. AREA	GROSS RECEIPTS	NET TO CHARITY	UNCOLLECTED PLEDGES	% TO CHARITY
Playwrights Horizons Inc	DCM Inc	1	\$253,451.00	\$153,391.70	\$0.00	60.52%
Oxfam America Inc	Telefund Inc	8	\$345,598.58	\$208,824.93	\$80,198.42	60.42%
Southern Poverty Law Center Inc	Share Group Inc	8	\$348,800.00	\$210,025.00	\$0.00	60.21%
Food Pantries for the Capital District Inc	Capital District Callers Inc	4	\$259,900.00	\$155,940.00	\$0.00	60.00%
Planned Parenthood of the Rochester Syracuse Region Inc	MJM & Associates Inc	6	\$20,439.00	\$11,906.16	\$10,375.00	58.25%
Interfaith Alliance Inc	Share Group Inc	8	\$28,987.00	\$16,824.00	\$0.00	58.04%
Consumers Union of United States Inc	Lester Inc	3	\$380,734.00	\$220,804.00	\$151,057.00	57.99%
Sierra Club	Outreach Associates Inc	8	\$3,415,381.00	\$1,979,617.00	\$0.00	57.96%
Union of Concerned Scientists Inc	Share Group Inc	8	\$168,774.00	\$97,731.00	\$0.00	57.91%
National Breast Cancer Coalition	Share Group Inc	8	\$62,525.00	\$36,162.00	\$0.00	57.84%
<i>Planned Parenthood Action Fund Inc</i>	<i>Donor Services Group LLC</i>	<i>1</i>	<i>\$204,082.39</i>	<i>\$117,547.94</i>	<i>\$65,464.61</i>	<i>57.60%</i>
United States Fund for UNICEF	Infocision Management Corporation	1	\$296,640.00	\$169,437.69	\$0.00	57.12%
Lambda Legal Defense & Education Fund Inc	Factor Direct Ltd	1	\$30,148.00	\$17,173.00	\$14,718.00	56.96%
<i>New York State Tenants & Neighbors Coalition Inc</i>	<i>Gordon & Schwenkmeyer Inc</i>	<i>1</i>	<i>\$125,741.85</i>	<i>\$71,462.37</i>	<i>\$0.00</i>	<i>56.83%</i>
Boston Ballet Inc	SD&A Teleservices Inc	8	\$300,882.00	\$170,735.00	\$42,475.00	56.74%
Center for Victims of Torture	Share Group Inc	8	\$63,705.00	\$35,981.00	\$0.00	56.48%
Queens College Foundation Inc	RuffaloCODY LLC	1	\$237,414.00	\$133,844.05	\$74,869.00	56.38%
<i>Special Olympics New York Inc</i>	<i>Heritage Company Inc (The)</i>	<i>4</i>	<i>\$1,436,878.10</i>	<i>\$806,547.85</i>	<i>\$469,744.55</i>	<i>56.13%</i>
<i>Vermont Public Radio</i>	<i>ComNet Marketing Group Inc</i>	<i>8</i>	<i>\$23,177.00</i>	<i>\$13,004.75</i>	<i>\$9,100.00</i>	<i>56.11%</i>
National Organization for Women-NYS Foundation Inc	Gordon & Schwenkmeyer Inc	4	\$25,288.00	\$14,160.11	\$0.00	56.00%
NARAL Pro-Choice America	Factor Direct Ltd	8	\$748,647.00	\$415,843.00	\$213,765.00	55.55%
New York State Right to Life Committee Inc	MDS Communications Corporation	4	\$351,869.00	\$194,713.00	\$120,877.00	55.34%
<i>Leukemia and Lymphoma Society Inc</i>	<i>Infocision Management Corporation</i>	<i>3</i>	<i>\$1,118,497.63</i>	<i>\$616,143.39</i>	<i>\$0.00</i>	<i>55.09%</i>

DATA OBTAINED FROM INTERIM AND CLOSING STATEMENTS FILED BY PROFESSIONAL FUND RAISERS

CHARITABLE ORGANIZATION	PROFESSIONAL FUND RAISER	GEO. AREA	GROSS RECEIPTS	NET TO CHARITY	UNCOLLECTED PLEDGES	% TO CHARITY
Amityville Fire Department	Tan Productions Inc	2	\$15,410.00	\$8,475.50	\$0.00	55.00%
Hunger Action Network of New York State	Capital District Callers Inc	4	\$116,308.00	\$63,969.40	\$0.00	55.00%
Marine Corps League-Captain William Dale O'Brien Detachment	Capital District Callers Inc	4	\$17,969.50	\$9,883.22	\$0.00	55.00%
Marine Corps League-Electric City Detachment	Capital District Callers Inc	4	\$20,779.00	\$11,428.45	\$0.00	55.00%
Marine Corps League-Troy Detachment Inc	Capital District Callers Inc	4	\$17,969.50	\$9,883.22	\$0.00	55.00%
Northeast Mobile Search and Rescue Inc	Capital District Callers Inc	4	\$64,196.00	\$35,307.80	\$0.00	55.00%
Patrolman's Benevolent Association of Southampton Town Inc	Tan Productions Inc	2	\$63,485.00	\$34,916.75	\$0.00	55.00%
<i>Western New York Public Broadcasting Association</i>	<i>Phone Bank Systems Inc</i>	7	<i>\$180,583.58</i>	<i>\$98,418.76</i>	<i>\$12,755.12</i>	<i>54.50%</i>
Environmental Defense Inc	Outreach Associates Inc	1	\$624,833.00	\$339,150.00	\$0.00	54.28%
Amnesty International of the USA Inc	Share Group Inc	1	\$677,770.00	\$367,346.00	\$0.00	54.20%
American Society for the Prevention of Cruelty to Animals	Telefund Inc	1	\$1,235,766.00	\$669,110.07	\$997,490.00	54.15%
SAT 7 North America	MDS Communications Corporation	8	\$13,700.00	\$7,406.00	\$3,090.00	54.06%
Wilderness Society	Share Group Inc	8	\$205,460.00	\$110,619.00	\$0.00	53.84%
Washington National Opera	SD&A Teleservices Inc	8	\$52,693.00	\$28,271.00	\$12,397.00	53.65%
<i>WNYC Radio</i>	<i>Sage Group LLC (The)</i>	1	<i>\$475,201.00</i>	<i>\$254,838.00</i>	<i>\$151,048.00</i>	<i>53.63%</i>
Oxfam America Inc	Share Group Inc	8	\$795,741.00	\$426,243.00	\$0.00	53.57%
Gay Mens Health Crisis Inc	Share Group Inc	1	\$106,745.00	\$57,049.00	\$0.00	53.44%
<i>WXXI Public Broadcasting Council</i>	<i>Phone Bank Systems Inc</i>	6	<i>\$178,210.47</i>	<i>\$94,332.55</i>	<i>\$24,396.22</i>	<i>52.93%</i>
New York City Opera Inc	DCM Inc	1	\$246,295.00	\$130,215.48	\$0.00	52.87%
National Gay & Lesbian Task Force Foundation	Outreach Associates Inc	8	\$104,083.00	\$54,993.00	\$0.00	52.84%
Adirondack Historical Association (a/k/a Adirondack Museum)	Phoenix Resource Group Inc	4	\$71,718.00	\$37,713.19	\$19,005.00	52.59%

DATA OBTAINED FROM INTERIM AND CLOSING STATEMENTS FILED BY PROFESSIONAL FUND RAISERS

CHARITABLE ORGANIZATION	PROFESSIONAL FUND RAISER	GEO. AREA	GROSS RECEIPTS	NET TO CHARITY	UNCOLLECTED PLEDGES	% TO CHARITY
United States Association for United Nations High Commissioner for Refugees (UNHCR)	Facter Direct Ltd	8	\$289,397.00	\$151,588.00	\$84,210.00	52.38%
Empire State College Foundation Inc	Lester Inc	4	\$119,542.47	\$62,321.47	\$68,433.43	52.13%
Adventist Development and Relief Agency International	Infocision Management Corporation	8	\$44,152.38	\$23,004.62	\$0.00	52.10%
Holt International Children's Service Inc	MDS Communications Corporation	8	\$50,416.00	\$26,262.00	\$24,648.00	52.09%
Planned Parenthood of the Rochester Syracuse Region Inc	MJM & Associates Inc	6	\$20,841.00	\$10,849.99	\$11,290.00	52.06%
Planned Parenthood Federation of America Inc	Share Group Inc	1	\$465,923.86	\$242,445.44	\$0.00	52.04%
<i>Brooklyn Botanic Garden Corporation</i>	<i>ComNet Marketing Group Inc</i>	<i>1</i>	<i>\$5,940.00</i>	<i>\$3,072.71</i>	<i>\$0.00</i>	<i>51.73%</i>
<i>WMHT Educational Telecommunications Inc</i>	<i>ComNet Marketing Group Inc</i>	<i>4</i>	<i>\$78,599.00</i>	<i>\$40,567.15</i>	<i>\$0.00</i>	<i>51.61%</i>
American Diabetes Association Inc	Infocision Management Corporation	8	\$1,715,037.00	\$883,941.30	\$0.00	51.54%
WMHT Educational Telecommunications Inc	Telecomp Inc	4	\$661,187.00	\$340,691.02	\$594,701.38	51.53%
Mothers Against Drunk Driving	Public Interest Communications Inc	8	\$327,982.93	\$167,957.42	\$0.00	51.21%
<i>Mothers Against Drunk Driving</i>	<i>Heritage Company Inc (The)</i>	<i>8</i>	<i>\$3,632,105.15</i>	<i>\$1,857,943.02</i>	<i>\$1,067,902.68</i>	<i>51.15%</i>
Riverhead Police Benevolent Association Inc	Tan Productions Inc	2	\$37,265.00	\$19,005.15	\$0.00	51.00%
Human Rights Campaign Inc	Share Group Inc	8	\$1,571,605.00	\$801,261.00	\$0.00	50.98%
State University of New York New Paltz Foundation Inc	Lester Inc	3	\$137,133.59	\$69,531.59	\$38,523.11	50.70%
Planned Parenthood Action Fund Inc	Telefund Inc	1	\$192,573.50	\$97,394.45	\$84,649.50	50.58%
International Rescue Committee Inc	Share Group Inc	1	\$226,356.00	\$114,110.00	\$0.00	50.41%
Syracuse Symphony Orchestra Inc	DCM Inc	5	\$193,458.00	\$97,003.47	\$0.00	50.14%
Amityville Patrolmen's Benevolent Association Inc	Tan Productions Inc	2	\$33,465.00	\$16,732.50	\$0.00	50.00%
Binghamton Police Benevolent Association Inc	Northeastern Advertising (Morgan, William J)	5	\$66,855.00	\$33,427.50	\$0.00	50.00%
Binghamton Police Supervisors Association Inc	Northeastern Advertising (Morgan, William J)	5	\$22,437.50	\$11,218.75	\$0.00	50.00%
Broome County Sheriffs Law Enforcement Officers Association	Northeastern Advertising (Morgan, William J)	5	\$44,437.50	\$22,218.75	\$0.00	50.00%

DATA OBTAINED FROM INTERIM AND CLOSING STATEMENTS FILED BY PROFESSIONAL FUND RAISERS

CHARITABLE ORGANIZATION	PROFESSIONAL FUND RAISER	GEO. AREA	GROSS RECEIPTS	NET TO CHARITY	UNCOLLECTED PLEDGES	% TO CHARITY
Employees Union Tompkins County Sheriff Department	Event Marketing (Narde, James E)	5	\$55,788.00	\$27,894.00	\$0.00	50.00%
<i>Freeport Police Benevolent Association</i>	<i>Tan Productions Inc</i>	2	<i>\$43,220.00</i>	<i>\$21,610.00</i>	<i>\$0.00</i>	<i>50.00%</i>
Glen Cove City Police Benevolent Association Inc	Tan Productions Inc	2	\$41,665.00	\$20,832.50	\$0.00	50.00%
<i>Mothers Against Drunk Driving</i>	<i>Heritage Company Inc (The)</i>	8	<i>\$385,700.16</i>	<i>\$192,850.07</i>	<i>\$124,870.84</i>	<i>50.00%</i>
Norwich Police Benevolent Association	Event Marketing (Narde, James E)	5	\$21,662.00	\$10,831.00	\$0.00	50.00%
<i>Police Benevolent Association of Elmira New York Inc</i>	<i>Northeastern Advertising (Morgan, William J)</i>	6	<i>\$65,898.00</i>	<i>\$32,949.00</i>	<i>\$0.00</i>	<i>50.00%</i>
<i>Port Washington Police Athletic League Inc</i>	<i>Tan Productions Inc</i>	2	<i>\$27,642.00</i>	<i>\$13,821.00</i>	<i>\$0.00</i>	<i>50.00%</i>
Port Washington Police Benevolent Association Inc	Tan Productions Inc	2	\$60,218.00	\$30,109.00	\$0.00	50.00%
Southern Tier Canine Association Inc	Northeastern Advertising (Morgan, William J)	5	\$17,835.00	\$8,917.50	\$0.00	50.00%
United Breast Cancer Foundation	Capital District Callers Inc	2	\$112,717.00	\$56,358.50	\$0.00	50.00%
WNYC Radio	Aria Communications Corporation	1	\$185,728.50	\$92,696.62	\$81,009.00	49.91%
Buffalo Philharmonic Orchestra Society Inc	Phoenix Resource Group Inc	7	\$428,629.50	\$213,119.50	\$218,000.00	49.72%
<i>WSKG Public Telecommunications Council</i>	<i>ComNet Marketing Group Inc</i>	5	<i>\$28,433.00</i>	<i>\$14,023.25</i>	<i>\$0.00</i>	<i>49.32%</i>
Amnesty International of the USA Inc	Public Interest Communications Inc	1	\$387,615.00	\$190,306.00	\$0.00	49.10%
National Organization for Women Inc	Share Group Inc	8	\$1,083,764.00	\$530,739.00	\$0.00	48.97%
American Society for the Prevention of Cruelty to Animals	Outreach Associates Inc	1	\$544,904.00	\$265,676.00	\$0.00	48.76%
Heifer Project International Inc	Outreach Associates Inc	8	\$461,102.00	\$222,575.00	\$0.00	48.27%
Brady Campaign to Prevent Gun Violence	Share Group Inc	8	\$301,781.00	\$144,845.00	\$0.00	48.00%
Amnesty International of the USA Inc	Telefund Inc	1	\$1,331,328.50	\$636,904.64	\$1,928,783.50	47.84%
Syracuse Symphony Orchestra Inc	DCM Inc	5	\$155,563.00	\$74,357.72	\$0.00	47.80%
Hickory Club Patrolmens Benevolent Association Inc	Spotlight Music Productions Inc	7	\$29,320.00	\$14,000.00	\$6,255.00	47.75%
Southern Poverty Law Center Inc	Telefund Inc	8	\$538,928.25	\$256,077.30	\$354,995.75	47.52%
New York and Presbyterian Hospital	Telecomp Inc	1	\$561,605.00	\$263,537.31	\$0.00	46.93%

DATA OBTAINED FROM INTERIM AND CLOSING STATEMENTS FILED BY PROFESSIONAL FUND RAISERS

CHARITABLE ORGANIZATION	PROFESSIONAL FUND RAISER	GEO. AREA	GROSS RECEIPTS	NET TO CHARITY	UNCOLLECTED PLEDGES	% TO CHARITY
Jane Goodall Institute for Wildlife Research Education and Conservation	Outreach Associates Inc	8	\$284,614.00	\$133,418.00	\$0.00	46.88%
SADD Inc	Tele-Response Center Inc	8	\$2,135,817.91	\$1,001,267.34	\$0.00	46.88%
<i>Putnam County Sheriff's Department Police Benevolent Association</i>	<i>Community Services Inc</i>	3	<i>\$51,905.00</i>	<i>\$24,142.50</i>	<i>\$0.00</i>	<i>46.51%</i>
Life Issues Institute Inc	MDS Communications Corporation	8	\$108,489.00	\$49,959.00	\$43,894.00	46.05%
Perkins School for the Blind	Share Group Inc	8	\$22,180.00	\$10,212.00	\$0.00	46.04%
American Heart Association Inc	Infocision Management Corporation	8	\$1,173,149.00	\$538,037.00	\$0.00	45.86%
Syracuse Symphony Orchestra Inc	Phoenix Resource Group Inc	5	\$79,084.00	\$36,084.00	\$26,558.00	45.63%
Jefferson County Deputy Sheriff Association	Northeastern Advertising (Morgan, William J)	5	\$50,720.00	\$23,000.00	\$0.00	45.35%
Parents, Families and Friends of Lesbians and Gays Inc	Outreach Associates Inc	8	\$46,772.00	\$21,111.00	\$0.00	45.14%
Deputies Association of the County of Steuben	Event Marketing (Narde, James E)	6	\$68,309.00	\$30,739.05	\$0.00	45.00%
Glenville Police Benevolent Association	Nordel Publishing Inc	4	\$39,252.50	\$17,663.62	\$0.00	45.00%
<i>Horseheads Police Benevolent Association Inc</i>	<i>Event Marketing (Narde, James E)</i>	<i>6</i>	<i>\$62,868.00</i>	<i>\$28,290.60</i>	<i>\$0.00</i>	<i>45.00%</i>
Saratoga County Deputy Sheriffs PBA	Nordel Publishing Inc	4	\$49,788.50	\$22,404.82	\$0.00	45.00%
Watkins Glen Police Benevolent Association Inc	Northeastern Advertising (Morgan, William J)	6	\$28,655.00	\$12,894.75	\$0.00	45.00%
Nora Lam Chinese Ministries International	Infocision Management Corporation	8	\$112,692.20	\$50,157.74	\$0.00	44.51%
American Lung Association Inc	Infocision Management Corporation	1	\$356,177.82	\$158,474.75	\$0.00	44.49%
National Association for the Advancement of Colored People	Share Group Inc	8	\$428,682.00	\$190,523.00	\$0.00	44.44%
Appalachian Mountain Club	Share Group Inc	8	\$301,694.00	\$133,428.00	\$0.00	44.23%
Parents, Families and Friends of Lesbians and Gays Inc	Outreach Associates Inc	8	\$38,417.00	\$16,976.00	\$0.00	44.19%
Brooklyn Institute of Arts and Sciences (The Brooklyn Museum)	DCM Inc	1	\$220,196.35	\$96,013.85	\$212,358.65	43.60%

DATA OBTAINED FROM INTERIM AND CLOSING STATEMENTS FILED BY PROFESSIONAL FUND RAISERS

CHARITABLE ORGANIZATION	PROFESSIONAL FUND RAISER	GEO. AREA	GROSS RECEIPTS	NET TO CHARITY	UNCOLLECTED PLEDGES	% TO CHARITY
Alley Cat Allies Inc	Share Group Inc	8	\$129,964.00	\$56,618.00	\$0.00	43.56%
<i>Multiple Sclerosis Association of America Inc</i>	<i>Heritage Company Inc (The)</i>	8	<i>\$5,346,569.59</i>	<i>\$2,295,404.97</i>	<i>\$1,385,847.41</i>	<i>42.93%</i>
Foundation for AIDS Research (f/k/a American Foundation for AIDS Research)	Share Group Inc	1	\$111,380.00	\$47,735.00	\$0.00	42.86%
Police Captains and Lieutenants Association of Erie County Inc	Civic Partners (Warburton, Donald)	7	\$64,172.00	\$27,500.00	\$0.00	42.85%
Common Cause	Outreach Associates Inc	8	\$389,421.00	\$165,698.00	\$0.00	42.55%
Concerned Women for America	Infocision Management Corporation	8	\$1,388,330.82	\$590,029.50	\$0.00	42.50%
Planned Parenthood Federation of America Inc	Telefund Inc	1	\$310,064.00	\$130,443.85	\$138,938.00	42.07%
Cayuga County Deputy Sheriff's Benevolent Association	Event Marketing (Narde, James E)	5	\$48,523.00	\$20,379.66	\$0.00	42.00%
<i>Chemung County Deputy Sheriffs Association</i>	<i>Event Marketing (Narde, James E)</i>	<i>6</i>	<i>\$67,910.00</i>	<i>\$28,522.20</i>	<i>\$0.00</i>	<i>42.00%</i>
Croton Police Association Inc	Community Services Inc	3	\$47,437.00	\$19,923.54	\$0.00	42.00%
Earthjustice	Share Group Inc	8	\$144,935.00	\$60,581.00	\$0.00	41.80%
United States Ski Team Foundation	Public Interest Communications Inc	8	\$165,995.00	\$69,231.76	\$39,532.00	41.71%
<i>Colonial Williamsburg Foundation</i>	<i>Factor Direct Ltd</i>	<i>8</i>	<i>\$695,057.00</i>	<i>\$289,182.00</i>	<i>\$260,067.00</i>	<i>41.61%</i>
<i>National Children's Cancer Society Inc</i>	<i>Heritage Company Inc (The)</i>	<i>8</i>	<i>\$3,251,533.89</i>	<i>\$1,350,153.92</i>	<i>\$1,246,097.01</i>	<i>41.52%</i>
Physicians for Social Responsibility Inc	Outreach Associates Inc	8	\$215,151.00	\$88,671.00	\$0.00	41.21%
Planetary Society	Harris Direct	8	\$10,775.00	\$4,399.70	\$7,725.00	40.83%
Anti-Defamation League of B'nai B'rith	Donor Services Group LLC	1	\$510,980.00	\$208,256.00	\$0.00	40.76%
<i>Suffolk County Police Athletic League Inc</i>	<i>D & D Telemarketing Inc</i>	<i>2</i>	<i>\$114,488.50</i>	<i>\$46,403.40</i>	<i>\$0.00</i>	<i>40.53%</i>
<i>St. Lawrence Valley Educational Television Council Inc</i>	<i>ComNet Marketing Group Inc</i>	<i>5</i>	<i>\$15,627.00</i>	<i>\$6,330.05</i>	<i>\$0.00</i>	<i>40.51%</i>
Earthjustice	Telefund Inc	8	\$228,955.20	\$91,996.71	\$61,325.80	40.18%
American Civil Liberties Union	Share Group Inc	1	\$1,680,563.00	\$674,574.00	\$0.00	40.14%
Dian Fossey Gorilla Fund International Inc	Outreach Associates Inc	8	\$35,701.00	\$14,287.00	\$0.00	40.02%

DATA OBTAINED FROM INTERIM AND CLOSING STATEMENTS FILED BY PROFESSIONAL FUND RAISERS

CHARITABLE ORGANIZATION	PROFESSIONAL FUND RAISER	GEO. AREA	GROSS RECEIPTS	NET TO CHARITY	UNCOLLECTED PLEDGES	% TO CHARITY
Suffolk County Police Memorial Fund Inc	D & D Telemarketing Inc	2	\$120,286.00	\$48,134.40	\$0.00	40.02%
Auburn Police Local #195	Vee Concepts of New York Inc	5	\$67,810.00	\$27,124.00	\$0.00	40.00%
Johnson City Police Association	Northeastern Advertising (Morgan, William J)	5	\$26,515.00	\$10,606.00	\$0.00	40.00%
New York State Park Police PBA Inc	Northeastern Advertising (Morgan, William J)	2	\$12,030.00	\$4,812.00	\$0.00	40.00%
Patrolmen's Benevolent Association of Long Beach New York Inc	Suffolk Productions Inc	2	\$52,033.00	\$20,813.00	\$0.00	40.00%
Police Benevolent Association of the City of White Plains	JNK Enterprises Inc	3	\$126,975.00	\$50,790.00	\$0.00	40.00%
Wappingers Falls Police Benevolent Association	Spotlight Music Productions Inc	3	\$32,544.00	\$13,000.00	\$0.00	39.95%
<i>American Council of the Blind Inc</i>	<i>Integral Resources Inc</i>	8	<i>\$376,566.95</i>	<i>\$150,000.00</i>	<i>\$177,855.05</i>	<i>39.83%</i>
North Shore Animal League America Inc	Public Interest Communications Inc	2	\$297,650.74	\$118,130.94	\$0.00	39.69%
Niskayuna Police Benevolent Association Inc	Nordel Publishing Inc	4	\$66,073.00	\$26,059.50	\$0.00	39.44%
<i>Cancer Recovery Foundation of America</i>	<i>Integral Resources Inc</i>	8	<i>\$183,747.40</i>	<i>\$72,000.00</i>	<i>\$82,211.13</i>	<i>39.18%</i>
Policemen's Benevolent Association of Westchester County Inc	S & M Enterprises Inc	3	\$59,840.00	\$23,337.60	\$0.00	39.00%
God's Love We Deliver Inc	Share Group Inc	1	\$57,570.00	\$22,421.00	\$0.00	38.95%
Planned Parenthood Hudson Peconic Inc	Lester Inc	3	\$12,953.00	\$4,974.00	\$7,248.00	38.40%
National Museum of Women in the Arts Inc	Outreach Associates Inc	8	\$260,244.00	\$99,396.00	\$0.00	38.19%
Court Officers Benevolent Association of Nassau County	Tan Productions Inc	2	\$174,217.50	\$66,202.65	\$0.00	38.00%
Crystal City Police Benevolent Association Inc	Event Marketing (Narde, James E)	5	\$44,550.00	\$16,929.00	\$0.00	38.00%
Elmira Heights Police Benevolent Association Inc	Event Marketing (Narde, James E)	6	\$42,395.00	\$16,110.10	\$0.00	38.00%
Endicott Police Benevolent Association Inc	Event Marketing (Narde, James E)	5	\$33,259.00	\$12,638.42	\$0.00	38.00%
Greenpeace Inc	Donor Services Group LLC	8	\$1,174,125.00	\$446,158.00	\$650,693.00	38.00%
<i>Oneonta Police Benevolent Association</i>	<i>Event Marketing (Narde, James E)</i>	5	<i>\$46,960.00</i>	<i>\$17,844.80</i>	<i>\$0.00</i>	<i>38.00%</i>
Vestal Police Benevolent Association Inc	Event Marketing (Narde, James E)	5	\$60,174.00	\$22,866.12	\$0.00	38.00%

DATA OBTAINED FROM INTERIM AND CLOSING STATEMENTS FILED BY PROFESSIONAL FUND RAISERS

CHARITABLE ORGANIZATION	PROFESSIONAL FUND RAISER	GEO. AREA	GROSS RECEIPTS	NET TO CHARITY	UNCOLLECTED PLEDGES	% TO CHARITY
United Cerebral Palsy Associations Inc	Harris Direct	8	\$16,943.00	\$6,401.00	\$2,104.00	37.78%
National Parks Conservation Association	Factor Direct Ltd	8	\$394,342.00	\$146,914.00	\$176,532.00	37.26%
Eastchester Police Benevolent Association	JNK Enterprises Inc	3	\$55,615.00	\$20,577.55	\$0.00	37.00%
Christian Coalition of America Inc	MDS Communications Corporation	8	\$380,659.00	\$140,584.00	\$138,884.00	36.93%
Southern Poverty Law Center Inc	Outreach Associates Inc	8	\$335,969.00	\$123,728.00	\$0.00	36.83%
International Rescue Committee Inc	Telefund Inc	1	\$305,063.59	\$111,221.33	\$190,980.41	36.46%
Western New York Volunteer Firemens Association	Caring People Enterprises Inc	7	\$66,251.00	\$23,350.35	\$0.00	35.25%
Foundation for a Christian Civilization Inc	Univision Marketing Group Inc	8	\$55,269.00	\$19,431.32	\$4,329.00	35.16%
National Trust for Historic Preservation in the United States	Donor Services Group LLC	8	\$654,624.00	\$230,079.00	\$302,223.00	35.15%
Brady Campaign to Prevent Gun Violence	Outreach Associates Inc	8	\$179,083.00	\$62,706.00	\$0.00	35.02%
National Organization for Women-NYS Inc	Gordon & Schwenkmeyer Inc	4	\$257,889.00	\$90,275.81	\$0.00	35.01%
Albany County Deputy Sheriffs Police Benevolent Association	Nordel Publishing Inc	4	\$26,137.00	\$9,147.95	\$0.00	35.00%
<i>Allegany County Deputy Sheriffs Association Inc</i>	<i>Event Marketing (Narde, James E)</i>	<i>7</i>	<i>\$51,770.00</i>	<i>\$18,119.50</i>	<i>\$0.00</i>	<i>35.00%</i>
<i>Bath Police Benevolent Association</i>	<i>Event Marketing (Narde, James E)</i>	<i>6</i>	<i>\$31,233.00</i>	<i>\$10,931.55</i>	<i>\$0.00</i>	<i>35.00%</i>
Bath Police Benevolent Association	Event Marketing (Narde, James E)	6	\$31,785.50	\$11,124.93	\$0.00	35.00%
<i>Cattaraugus County Sheriff's Employees' Benevolent Association</i>	<i>Event Marketing (Narde, James E)</i>	<i>7</i>	<i>\$62,833.00</i>	<i>\$21,991.55</i>	<i>\$0.00</i>	<i>35.00%</i>
Cattaraugus County Sheriff's Employees' Benevolent Association	Event Marketing (Narde, James E)	7	\$64,808.00	\$22,682.80	\$0.00	35.00%
Chemung County Corrections Officers Local #3978	Northeastern Advertising (Morgan, William J)	6	\$29,140.00	\$10,199.00	\$0.00	35.00%
Chenango County Law Enforcement Association	Event Marketing (Narde, James E)	5	\$37,479.00	\$13,117.65	\$0.00	35.00%
<i>Correction Officers Benevolent Association of Rockland County Inc</i>	<i>National Benefit Company</i>	<i>3</i>	<i>\$75,276.00</i>	<i>\$26,346.60</i>	<i>\$0.00</i>	<i>35.00%</i>

DATA OBTAINED FROM INTERIM AND CLOSING STATEMENTS FILED BY PROFESSIONAL FUND RAISERS

CHARITABLE ORGANIZATION	PROFESSIONAL FUND RAISER	GEO. AREA	GROSS RECEIPTS	NET TO CHARITY	UNCOLLECTED PLEDGES	% TO CHARITY
Fulton Police Benevolent Association	Badge Publications (Littlejohn, James N)	5	\$36,426.00	\$12,749.10	\$0.00	35.00%
Lake City Police Club	Badge Publications (Littlejohn, James N)	5	\$38,766.00	\$13,568.10	\$0.00	35.00%
<i>Lake Mohegan Professional Fire Fighters Association Inc</i>	<i>S & M Enterprises Inc</i>	3	<i>\$28,030.00</i>	<i>\$9,810.50</i>	<i>\$1,500.00</i>	<i>35.00%</i>
<i>Otsego County Deputy Sheriffs Police Benevolent Association</i>	<i>Event Marketing (Narde, James E)</i>	5	<i>\$46,655.00</i>	<i>\$16,329.25</i>	<i>\$0.00</i>	<i>35.00%</i>
Police Athletic League of Yonkers Foundation Inc	TCB Enterprises Inc	3	\$179,051.00	\$62,667.85	\$0.00	35.00%
Police Benevolent Association of Mount Kisco NY Inc	JNK Enterprises Inc	3	\$83,655.00	\$29,279.25	\$0.00	35.00%
Rockland County Sheriffs Deputies Association Inc	National Benefit Company	3	\$103,163.00	\$36,107.05	\$0.00	35.00%
<i>Sleepy Hollow Police Benevolent Association Inc</i>	<i>S & M Enterprises Inc</i>	3	<i>\$19,875.00</i>	<i>\$6,956.25</i>	<i>\$1,100.00</i>	<i>35.00%</i>
<i>Spring Valley Policemens Benevolent Association</i>	<i>National Benefit Company</i>	3	<i>\$25,072.00</i>	<i>\$8,775.20</i>	<i>\$0.00</i>	<i>35.00%</i>
Suffolk County Detective Investigators Police Benevolent Association	D & D Telemarketing Inc	2	\$94,380.50	\$33,033.25	\$0.00	35.00%
Suffolk County Detectives Association Inc	Suffolk Productions Inc	2	\$198,614.00	\$69,515.00	\$0.00	35.00%
Town of Ossining PBA Inc	S & M Enterprises Inc	3	\$28,520.00	\$9,982.00	\$700.00	35.00%
<i>Town of Ossining PBA Inc</i>	<i>S & M Enterprises Inc</i>	3	<i>\$28,365.00</i>	<i>\$9,927.75</i>	<i>\$600.00</i>	<i>35.00%</i>
<i>Uniformed Fire Fighters' Association of the City of Mount Vernon NY Inc</i>	<i>TCB Enterprises Inc</i>	3	<i>\$94,166.00</i>	<i>\$32,958.10</i>	<i>\$0.00</i>	<i>35.00%</i>
<i>Village of Ossining Policemans Benevolent Association</i>	<i>National Benefit Company</i>	3	<i>\$34,005.00</i>	<i>\$11,901.75</i>	<i>\$0.00</i>	<i>35.00%</i>
Common Cause	Public Interest Communications Inc	8	\$56,291.50	\$19,650.31	\$29,550.50	34.91%
People for the American Way	Share Group Inc	8	\$527,876.00	\$183,775.00	\$0.00	34.81%
Planned Parenthood Action Fund Inc	Public Interest Communications Inc	1	\$79,727.72	\$27,610.18	\$56,508.28	34.63%
<i>New Jersey Symphony Orchestra</i>	<i>DCM Inc</i>	8	<i>\$358,423.00</i>	<i>\$122,124.00</i>	<i>\$0.00</i>	<i>34.07%</i>
Niagara Falls New York Police Athletic League	Campaign Headquarters Inc	7	\$82,180.00	\$27,941.00	\$0.00	34.00%
Interfaith Alliance Inc	Facter Direct Ltd	8	\$624,196.00	\$210,238.00	\$191,732.00	33.68%

DATA OBTAINED FROM INTERIM AND CLOSING STATEMENTS FILED BY PROFESSIONAL FUND RAISERS

CHARITABLE ORGANIZATION	PROFESSIONAL FUND RAISER	GEO. AREA	GROSS RECEIPTS	NET TO CHARITY	UNCOLLECTED PLEDGES	% TO CHARITY
<i>Police Association of the City of Yonkers Inc</i>	<i>TCB Enterprises Inc</i>	3	\$247,115.50	\$82,943.40	\$0.00	33.56%
National Audubon Society Inc	Share Group Inc	1	\$582,649.00	\$194,528.00	\$0.00	33.39%
Vermont ETV Inc	Share Group Inc	8	\$124,206.00	\$41,254.00	\$0.00	33.21%
<i>Cayuga Club Police Benevolent Association Inc</i>	<i>Spotlight Music Productions Inc</i>	7	\$57,375.00	\$19,001.00	\$0.00	33.12%
<i>Badge and Shield Club Inc</i>	<i>Campaign Headquarters Inc</i>	7	\$86,926.00	\$28,685.58	\$0.00	33.00%
<i>Cicero Police Benevolent Association Inc</i>	<i>Caring People Enterprises Inc</i>	5	\$47,703.00	\$15,741.99	\$0.00	33.00%
Syracuse Police Benevolent Association	Municipal Marketing (Forsyth, David)	5	\$122,442.00	\$40,405.86	\$0.00	33.00%
Planned Parenthood Federation of America Inc	Public Interest Communications Inc	1	\$556,204.50	\$182,794.07	\$154,459.00	32.86%
Playwrights Horizons Inc	DCM Inc	1	\$42,200.00	\$13,832.00	\$0.00	32.78%
Children's Wish Foundation International Inc	Heritage Company Inc (The)	8	\$8,064,044.27	\$2,582,181.41	\$2,469,601.55	32.02%
<i>National Federation of the Blind of New York State Inc</i>	<i>Capital District Callers Inc</i>	1	\$83,361.00	\$26,675.52	\$0.00	32.00%
Mattydale Liverpool North Syracuse Vikings Inc	Municipal Marketing (Forsyth, David)	5	\$14,225.00	\$4,551.00	\$0.00	31.99%
Miracle Flights for Kids	Tele-Response Center Inc	8	\$1,801,787.29	\$575,287.40	\$0.00	31.93%
Greenburgh Uniformed Firefighters Association Inc	S & M Enterprises Inc	3	\$47,755.00	\$15,004.15	\$800.00	31.42%
<i>Cheektowaga Police Captains and Lieutenants Association</i>	<i>Civic Partners (Warburton, Donald)</i>	7	\$79,581.00	\$25,000.00	\$0.00	31.41%
Pleasantville New York Police Benevolent Association Inc	S & M Enterprises Inc	3	\$44,045.00	\$13,653.95	\$1,700.00	31.00%
<i>Town of Mt Pleasant Policemen's Benevolent Association</i>	<i>S & M Enterprises Inc</i>	3	\$55,755.00	\$17,284.05	\$600.00	31.00%
<i>American Association of the Deaf-Blind</i>	<i>Heritage Company Inc (The)</i>	8	\$974,380.70	\$301,596.63	\$312,185.47	30.95%
World Wildlife Fund Inc	Share Group Inc	8	\$433,143.00	\$133,132.00	\$0.00	30.74%
Town of Fallsburg Police Benevolent Association	Mako Enterprises (Grimm, Robert)	3	\$18,097.00	\$5,562.00	\$0.00	30.73%
Rutherford Institute	MDS Communications Corporation	8	\$42,319.00	\$12,968.00	\$14,640.00	30.64%
John E Creedon Police Benevolent Association of Utica NY Inc	Municipal Marketing (Forsyth, David)	5	\$108,501.00	\$32,995.60	\$0.00	30.41%

DATA OBTAINED FROM INTERIM AND CLOSING STATEMENTS FILED BY PROFESSIONAL FUND RAISERS

CHARITABLE ORGANIZATION	PROFESSIONAL FUND RAISER	GEO. AREA	GROSS RECEIPTS	NET TO CHARITY	UNCOLLECTED PLEDGES	% TO CHARITY
<i>New York State Association of PBA's Inc</i>	<i>Mac Communications (MacDonald, John T)</i>	2	\$170,275.87	\$51,303.49	\$17,765.00	30.13%
Broome County Humane Society and Relief Association	Event Marketing (Narde, James E)	5	\$26,528.00	\$7,958.40	\$0.00	30.00%
<i>Central New York Firemen's Association Inc</i>	<i>Caring People Enterprises Inc</i>	5	\$90,078.95	\$27,023.68	\$0.00	30.00%
Central Square Recreation Baseball League Inc	Municipal Marketing (Forsyth, David)	5	\$25,753.00	\$7,725.90	\$0.00	30.00%
Chemung County Emergency Protective Inc	Northeastern Advertising (Morgan, William J)	6	\$14,745.00	\$4,423.50	\$0.00	30.00%
<i>Cornerstone Soup Kitchen & Food Pantry Inc</i>	<i>Royalty Services Inc</i>	4	\$205,137.00	\$61,541.10	\$0.00	30.00%
<i>Hudson Valley Volunteer Firemens Association</i>	<i>Caring People Enterprises Inc</i>	3	\$79,463.75	\$23,839.12	\$0.00	30.00%
Lynbrook Police Benevolent Association Inc	Island Marketing Concepts Inc	2	\$57,845.00	\$17,353.50	\$0.00	30.00%
<i>Monroe County Volunteer Firemen's Association Inc</i>	<i>Caring People Enterprises Inc</i>	6	\$37,830.00	\$11,349.00	\$0.00	30.00%
<i>New York State Association of Chiefs of Police Inc</i>	<i>Suffolk Productions Inc</i>	4	\$562,512.00	\$168,754.00	\$0.00	30.00%
New York State Court Clerks Association	Tan Productions Inc	1	\$99,545.00	\$29,863.50	\$0.00	30.00%
Onondaga County Deputy Sheriffs Police Association Inc	Municipal Marketing (Forsyth, David)	5	\$142,639.00	\$42,791.00	\$0.00	30.00%
Onondaga County Volunteer Firemen's Association Inc	Caring People Enterprises Inc	5	\$113,701.87	\$34,110.56	\$0.00	30.00%
Ossining Police Athletic League	Spotlight Music Productions Inc	3	\$63,610.00	\$19,083.00	\$0.00	30.00%
Putnam County Volunteer Fireman's Association Inc	Community Services Inc	3	\$75,987.00	\$22,796.10	\$0.00	30.00%
<i>Rensselaer County Deputy Sheriffs Police Benevolent Association</i>	<i>Gotham Productions Inc</i>	4	\$55,144.50	\$16,543.35	\$0.00	30.00%
Schenectady County Sheriffs Benevolent Association	Gotham Productions Inc	4	\$114,964.00	\$34,489.20	\$0.00	30.00%
Scotia Patrolmens Benevolent Association Inc	Gotham Productions Inc	4	\$25,214.00	\$7,564.20	\$0.00	30.00%
South Glens Falls Police Benevolent Association	Royalty Services Inc	4	\$3,169.00	\$950.70	\$0.00	30.00%
Suffolk County Deputy Sheriff's Benevolent Association	Tan Productions Inc	2	\$34,850.00	\$10,455.00	\$0.00	30.00%
Suffolk County Police Conference Inc	Tan Productions Inc	2	\$106,114.00	\$31,834.20	\$0.00	30.00%
Sullivan County Patrolmans Benevolent Association	Mako Enterprises (Grimm, Robert)	3	\$24,837.00	\$7,451.00	\$0.00	30.00%

DATA OBTAINED FROM INTERIM AND CLOSING STATEMENTS FILED BY PROFESSIONAL FUND RAISERS

CHARITABLE ORGANIZATION	PROFESSIONAL FUND RAISER	GEO. AREA	GROSS RECEIPTS	NET TO CHARITY	UNCOLLECTED PLEDGES	% TO CHARITY
Supplemental Food Providers Inc	Royalty Services Inc	4	\$20,111.00	\$6,033.30	\$0.00	30.00%
Town of Saugerties Police Benevolent Association	Gotham Productions Inc	3	\$24,880.50	\$7,464.15	\$0.00	30.00%
Town Police Fraternity Inc	Starlet Music Productions (Corbett, Herbert)	3	\$44,025.00	\$13,207.50	\$0.00	30.00%
Uniformed Court Officers Association of Suffolk County	Tan Productions Inc	2	\$136,401.00	\$40,920.30	\$0.00	30.00%
<i>Uniformed Fire Fighters Association of the City of New Rochelle Inc</i>	<i>S & M Enterprises Inc</i>	3	<i>\$56,860.00</i>	<i>\$17,058.00</i>	<i>\$2,700.00</i>	<i>30.00%</i>
Veterans of Foreign Wars of the United States	Tele-Response Center Inc	8	\$1,336,272.40	\$400,941.36	\$0.00	30.00%
Village of Hempstead Police Activity League	Island Marketing Concepts Inc	2	\$39,473.00	\$11,841.90	\$0.00	30.00%
Peeckskill Police Association Inc	Starlet Music Productions (Corbett, Herbert)	3	\$77,270.00	\$23,000.00	\$0.00	29.77%
<i>Earthjustice</i>	<i>Factor Direct Ltd</i>	8	<i>\$57,994.00</i>	<i>\$17,143.00</i>	<i>\$17,143.00</i>	<i>29.56%</i>
Institute of Technology Foundation at Utica Rome Inc	Lester Inc	5	\$38,805.62	\$11,437.62	\$21,158.88	29.47%
North Syracuse Police Benevolent Association	Municipal Marketing (Forsyth, David)	5	\$11,795.00	\$3,413.75	\$0.00	28.94%
Mothers Against Drunk Driving	DialAmerica Marketing Inc	8	\$2,197,545.00	\$634,195.00	\$1,310,259.00	28.86%
Greater Rochester Junior Chamber of Commerce Inc	Marketing Squad Inc	6	\$79,168.00	\$22,755.00	\$0.00	28.74%
Association of Graduates of the US Military Academy	IDC Ltd	3	\$69,525.00	\$19,905.43	\$0.00	28.63%
National Right to Life Committee Inc	Infocision Management Corporation	8	\$432,331.58	\$123,497.57	\$0.00	28.57%
Save the Children Federation Inc	Infocision Management Corporation	8	\$49,841.00	\$14,160.00	\$0.00	28.41%
Town of Wallkill Volunteer Ambulance Corps Inc	Spotlight Music Productions Inc	3	\$32,003.00	\$9,000.00	\$0.00	28.12%
Kingston Police Gold Shield Society	Gotham Productions Inc	3	\$47,006.27	\$13,161.75	\$0.00	28.00%
<i>Police Athletic Team of Suffolk County Inc</i>	<i>Suffolk Productions Inc</i>	2	<i>\$38,593.00</i>	<i>\$10,806.00</i>	<i>\$0.00</i>	<i>28.00%</i>
Town of Newburgh Policemen's Benevolent Association	Gotham Productions Inc	3	\$93,990.50	\$26,317.34	\$0.00	28.00%
Cyprus Temple of the A A O N M S of Albany New York	Cunningham & Moore Inc	4	\$126,785.00	\$35,048.75	\$0.00	27.64%
Multiple Sclerosis Association of America Inc	Tele-Response Center Inc	8	\$471,715.37	\$129,943.05	\$0.00	27.55%

DATA OBTAINED FROM INTERIM AND CLOSING STATEMENTS FILED BY PROFESSIONAL FUND RAISERS

CHARITABLE ORGANIZATION	PROFESSIONAL FUND RAISER	GEO. AREA	GROSS RECEIPTS	NET TO CHARITY	UNCOLLECTED PLEDGES	% TO CHARITY
Cheektowaga Police Club Inc	Niagara Frontier Advertising Associates Inc	7	\$50,482.09	\$13,850.00	\$0.00	27.44%
<i>Wappingers Falls Police Benevolent Association</i>	<i>Spotlight Music Productions Inc</i>	3	<i>\$36,505.00</i>	<i>\$10,000.00</i>	<i>\$0.00</i>	<i>27.39%</i>
Children's Wish Foundation International Inc	Facter Direct Ltd	8	\$867,297.00	\$236,045.00	\$73,117.00	27.22%
Natural Resources Defense Council Inc	Donor Services Group LLC	1	\$1,238,252.00	\$331,633.00	\$695,457.00	26.78%
Oriental Temple AAOONS	Cunningham & Moore Inc	4	\$151,472.39	\$40,177.50	\$0.00	26.52%
<i>Project Hope The People to People Health Foundation Inc</i>	<i>Public Interest Communications Inc</i>	8	<i>\$55,894.00</i>	<i>\$14,805.07</i>	<i>\$0.00</i>	<i>26.49%</i>
<i>Albany County Sheriff's Union #775 AFSCME</i>	<i>Stage Door Music Productions Inc</i>	4	<i>\$152,734.50</i>	<i>\$40,364.43</i>	<i>\$0.00</i>	<i>26.43%</i>
<i>Defeat Diabetes Foundation Inc</i>	<i>Standard Call (The) (Sandone, Michael A)</i>	8	<i>\$4,650.00</i>	<i>\$1,206.00</i>	<i>\$0.00</i>	<i>25.94%</i>
<i>Greece Police Gold Badge Club</i>	<i>Stage Door Music Productions Inc</i>	6	<i>\$117,852.81</i>	<i>\$30,334.54</i>	<i>\$0.00</i>	<i>25.74%</i>
American Institute for Cancer Research Inc	Infocision Management Corporation	8	\$1,396,001.64	\$358,683.00	\$0.00	25.69%
World Wildlife Fund Inc	Public Interest Communications Inc	8	\$438,188.00	\$112,514.21	\$307,920.00	25.68%
National Wildlife Federation	Share Group Inc	8	\$532,551.00	\$136,632.00	\$0.00	25.66%
<i>Orleans County Deputy Sheriffs Association Inc</i>	<i>Spotlight Music Productions Inc</i>	7	<i>\$33,524.00</i>	<i>\$8,500.00</i>	<i>\$0.00</i>	<i>25.36%</i>
Children's Charity Fund Inc	Royalty Services Inc	8	\$8,500.00	\$2,155.00	\$0.00	25.35%
Orleans County Deputy Sheriffs Association Inc	Spotlight Music Productions Inc	7	\$33,448.00	\$8,417.00	\$0.00	25.16%
<i>National Caregiving Foundation</i>	<i>Reese Teleservices Inc</i>	8	<i>\$1,338,317.00</i>	<i>\$336,000.00</i>	<i>\$822,972.00</i>	<i>25.11%</i>
<i>Albion Emergency Squad Inc</i>	<i>Spotlight Music Productions Inc</i>	7	<i>\$36,517.00</i>	<i>\$9,152.00</i>	<i>\$0.00</i>	<i>25.06%</i>
Broome County Sheriffs Department Employees Local #2012 AFSCME AFL-CIO	Stage Door Music Productions Inc	5	\$117,493.00	\$29,373.25	\$0.00	25.00%
City of Rensselaer Police Officers Union Inc	Gotham Productions Inc	4	\$26,427.00	\$6,606.75	\$0.00	25.00%
Crime Stoppers of Suffolk County Inc	Suffolk Productions Inc	2	\$17,970.00	\$4,492.00	\$0.00	25.00%
Dazzle School of Visual and Performing Arts Inc	Caring People Enterprises Inc	6	\$53,022.26	\$13,255.56	\$0.00	25.00%
Defeat Diabetes Foundation Inc	All Star Productions (Messmore, Barbara)	8	\$12,170.00	\$3,042.50	\$0.00	25.00%

DATA OBTAINED FROM INTERIM AND CLOSING STATEMENTS FILED BY PROFESSIONAL FUND RAISERS

CHARITABLE ORGANIZATION	PROFESSIONAL FUND RAISER	GEO. AREA	GROSS RECEIPTS	NET TO CHARITY	UNCOLLECTED PLEDGES	% TO CHARITY
Deputy Sheriff's Benevolent Association of Onondaga County Inc	Stage Door Music Productions Inc	5	\$90,000.00	\$22,500.00	\$0.00	25.00%
Eastridge Kiwanis Charitable Foundation Inc	Marketing Squad Inc	6	\$101,697.00	\$25,424.00	\$0.00	25.00%
Hempstead Police Benevolent Association Inc	Island Marketing Concepts Inc	2	\$201,303.00	\$50,325.75	\$0.00	25.00%
Herkimer County Volunteer Firemens Association Inc	Caring People Enterprises Inc	5	\$25,338.00	\$6,334.50	\$0.00	25.00%
Kingston Police Benevolent Association	Gotham Productions Inc	3	\$57,169.00	\$14,292.25	\$0.00	25.00%
Kiwanis Club of Rochester NY Inc	Marketing Squad Inc	6	\$61,237.00	\$15,309.00	\$0.00	25.00%
<i>Long Island State Park Police Benevolent Association Inc</i>	<i>Campaign Center Inc (The)</i>	2	<i>\$185,708.00</i>	<i>\$46,427.00</i>	<i>\$0.00</i>	<i>25.00%</i>
<i>Marine Corps League-Huntington Long Island Detachment</i>	<i>Campaign Center Inc (The)</i>	2	<i>\$47,062.00</i>	<i>\$11,765.50</i>	<i>\$0.00</i>	<i>25.00%</i>
Nassau County Detectives Law Enforcement Night Committee	Island Marketing Concepts Inc	2	\$56,434.00	\$14,108.50	\$0.00	25.00%
<i>New York State Park Police PBA Inc</i>	<i>Suffolk Productions Inc</i>	2	<i>\$99,248.00</i>	<i>\$24,812.00</i>	<i>\$0.00</i>	<i>25.00%</i>
<i>Northern New York Volunteer Firemens Association Inc</i>	<i>Caring People Enterprises Inc</i>	5	<i>\$77,207.00</i>	<i>\$19,301.75</i>	<i>\$0.00</i>	<i>25.00%</i>
Orange County Deputy Sheriffs Police Benevolent Association	Gotham Productions Inc	3	\$93,016.50	\$23,254.12	\$0.00	25.00%
Orange County Deputy Sheriffs Police Benevolent Association	Gotham Productions Inc	3	\$113,746.50	\$28,436.62	\$0.00	25.00%
Schenectady Police Benevolent Association	Gotham Productions Inc	4	\$143,565.45	\$35,891.37	\$0.00	25.00%
Solvay Police Benevolent Association Inc	Municipal Marketing (Forsyth, David)	5	\$29,173.00	\$7,293.25	\$0.00	25.00%
<i>South Lockport Fire Company Inc</i>	<i>Spotlight Music Productions Inc</i>	7	<i>\$52,334.00</i>	<i>\$13,084.00</i>	<i>\$0.00</i>	<i>25.00%</i>
Southside Cyclones Football Club Inc	Caring People Enterprises Inc	6	\$26,586.00	\$6,646.50	\$0.00	25.00%
<i>Suffolk County Police Athletic League Inc</i>	<i>Campaign Center Inc (The)</i>	2	<i>\$216,729.00</i>	<i>\$54,182.00</i>	<i>\$0.00</i>	<i>25.00%</i>
<i>Traditional Chinese Medicine World Foundation Inc</i>	<i>Suffolk Productions Inc</i>	1	<i>\$40,050.00</i>	<i>\$10,013.00</i>	<i>\$0.00</i>	<i>25.00%</i>
United Way of Long Island Inc	Suffolk Productions Inc	2	\$30,325.00	\$7,581.00	\$0.00	25.00%

DATA OBTAINED FROM INTERIM AND CLOSING STATEMENTS FILED BY PROFESSIONAL FUND RAISERS

CHARITABLE ORGANIZATION	PROFESSIONAL FUND RAISER	GEO. AREA	GROSS RECEIPTS	NET TO CHARITY	UNCOLLECTED PLEDGES	% TO CHARITY
Village of Saugerties Police Benevolent Association	Gotham Productions Inc	3	\$20,140.00	\$5,035.00	\$0.00	25.00%
<i>NYST Benefit Fund Inc</i>	<i>Trooper Publishing Inc</i>	4	\$560,504.87	\$139,716.95	\$0.00	24.93%
National Right to Life Committee Inc	MDS Communications Corporation	8	\$3,250,249.00	\$808,528.00	\$2,169,991.00	24.88%
<i>Vanished Children's Alliance</i>	<i>Heritage Company Inc (The)</i>	4	\$952,557.93	\$237,037.77	\$510,482.89	24.88%
League of Women Voters of the United States	Outreach Associates Inc	8	\$142,871.86	\$35,365.00	\$0.00	24.75%
<i>New York Shakespeare Festival</i>	<i>DCM Inc</i>	1	\$81,215.50	\$20,074.95	\$0.00	24.72%
<i>Sheriff's Silver Star Association Inc</i>	<i>Stage Door Music Productions Inc</i>	5	\$101,745.47	\$25,005.55	\$0.00	24.58%
<i>New York State Union of Police Associations Inc</i>	<i>Xentel Inc</i>	3	\$630,961.48	\$154,275.00	\$0.00	24.45%
Columbia County Correction Officers Local #3828	Stage Door Music Productions Inc	4	\$62,990.50	\$15,000.00	\$0.00	23.81%
Cohoes Police Officers Union Inc	Stage Door Music Productions Inc	4	\$42,340.00	\$10,000.00	\$0.00	23.62%
<i>International Union of Police Associations AFL-CIO</i>	<i>LAS LLC</i>	8	\$1,054,365.38	\$245,000.00	\$0.00	23.24%
<i>United States Police Canine Association/Region #7</i>	<i>Stage Door Music Productions Inc</i>	2	\$322,803.83	\$74,472.70	\$0.00	23.07%
Crime Prevention Association of Western New York Inc	Stage Door Music Productions Inc	7	\$35,209.00	\$8,098.07	\$0.00	23.00%
Christian Research Institute Inc	Infocision Management Corporation	8	\$256,233.15	\$57,674.80	\$0.00	22.51%
American Diabetes Association Inc	A. D. P. Publications Inc	8	\$112,224.00	\$25,250.40	\$0.00	22.50%
League of Conservation Voters Inc	Telefund Inc	8	\$249,273.75	\$55,616.80	\$177,694.25	22.31%
Chesapeake Bay Foundation Inc	Share Group Inc	8	\$310,882.00	\$69,124.00	\$0.00	22.23%
Bread for the World Inc	Share Group Inc	8	\$278,000.00	\$61,716.00	\$0.00	22.20%
<i>Niagara Falls New York Police Athletic League</i>	<i>Campaign Headquarters Inc</i>	7	\$72,552.50	\$15,961.50	\$0.00	22.00%
Knights of Columbus-Monsignor Delaney Council #5983	Campaign Center Inc (The)	2	\$6,010.00	\$1,315.00	\$0.00	21.88%
New York Law Enforcement Association Inc	Stage Door Music Productions Inc	6	\$197,031.19	\$42,317.17	\$0.00	21.48%
North Tonawanda Policemen Benevolent Association Inc	Stage Door Music Productions Inc	7	\$65,373.53	\$13,481.00	\$0.00	20.62%
<i>Wishing Well Foundation USA Inc</i>	<i>J.E.K. Marketing Inc</i>	8	\$358,863.27	\$73,309.13	\$0.00	20.43%

DATA OBTAINED FROM INTERIM AND CLOSING STATEMENTS FILED BY PROFESSIONAL FUND RAISERS

CHARITABLE ORGANIZATION	PROFESSIONAL FUND RAISER	GEO. AREA	GROSS RECEIPTS	NET TO CHARITY	UNCOLLECTED PLEDGES	% TO CHARITY
National Right to Life Committee Inc	Univision Marketing Group Inc	8	\$126,336.60	\$25,422.35	\$200,657.00	20.12%
Watertown Police Benevolent Association	Stage Door Music Productions Inc	5	\$87,440.00	\$17,519.67	\$0.00	20.04%
<i>Ulster County Correction Officers Benevolent Association</i>	<i>Stage Door Music Productions Inc</i>	3	<i>\$73,343.00</i>	<i>\$14,685.90</i>	<i>\$0.00</i>	<i>20.02%</i>
Jefferson County Deputy Sheriff Association	Stage Door Music Productions Inc	5	\$90,875.00	\$18,180.95	\$0.00	20.01%
American Association of State Troopers Inc	Safety Publications Inc	8	\$558,100.48	\$111,620.10	\$35,000.00	20.00%
<i>American Foundation for Disabled Children Inc</i>	<i>Campaign Center Inc (The)</i>	<i>1</i>	<i>\$12,337.00</i>	<i>\$2,467.00</i>	<i>\$0.00</i>	<i>20.00%</i>
<i>American Legion-Dunbar Post # 1642</i>	<i>Marketing Squad Inc</i>	<i>5</i>	<i>\$8,726.00</i>	<i>\$1,745.00</i>	<i>\$0.00</i>	<i>20.00%</i>
<i>Bi-County Helpline for Abuse Against Women & Children</i>	<i>Mure Associates Inc</i>	<i>2</i>	<i>\$164,550.00</i>	<i>\$32,910.00</i>	<i>\$0.00</i>	<i>20.00%</i>
<i>Cancer Recovery Foundation of America</i>	<i>Contract Communications Inc</i>	<i>8</i>	<i>\$2,145,416.00</i>	<i>\$429,083.00</i>	<i>\$696,272.00</i>	<i>20.00%</i>
Central Square Pop Warner Football Inc	Municipal Marketing (Forsyth, David)	5	\$23,540.00	\$4,708.00	\$0.00	20.00%
Children's Charity Fund Inc	All Star Productions (Messmore, Barbara)	8	\$4,990.00	\$998.00	\$0.00	20.00%
Children's Charity Fund Inc	Caring People Enterprises Inc	8	\$52,721.50	\$10,544.30	\$0.00	20.00%
<i>Coalition Against Breast Cancer Inc</i>	<i>Campaign Center Inc (The)</i>	<i>2</i>	<i>\$716,455.00</i>	<i>\$143,291.00</i>	<i>\$0.00</i>	<i>20.00%</i>
<i>Defeat Diabetes Foundation Inc</i>	<i>Campaign Center Inc (The)</i>	<i>8</i>	<i>\$166,946.00</i>	<i>\$33,390.00</i>	<i>\$0.00</i>	<i>20.00%</i>
<i>Defeat Diabetes Foundation Inc</i>	<i>Caring People Enterprises Inc</i>	<i>8</i>	<i>\$105,382.03</i>	<i>\$21,076.41</i>	<i>\$0.00</i>	<i>20.00%</i>
Disabled Veterans of America Inc-PFC Salvatore J Armato	Campaign Center Inc (The)	2	\$1,308.75	\$261.75	\$0.00	20.00%
<i>East End Detachment Marine Corps League Inc</i>	<i>Campaign Center Inc (The)</i>	<i>2</i>	<i>\$34,505.00</i>	<i>\$6,901.00</i>	<i>\$0.00</i>	<i>20.00%</i>
<i>Green Acres of Rochester NY Inc</i>	<i>Marketing Squad Inc</i>	<i>6</i>	<i>\$184,486.00</i>	<i>\$36,897.00</i>	<i>\$0.00</i>	<i>20.00%</i>
Hope Cancer Fund	Gelmar Ltd	8	\$4,365.00	\$873.00	\$0.00	20.00%
<i>Manor Park Seniors Ltd</i>	<i>Campaign Center Inc (The)</i>	<i>2</i>	<i>\$30,501.00</i>	<i>\$6,100.00</i>	<i>\$0.00</i>	<i>20.00%</i>
Middletown Fire Police	Stage Door Music Productions Inc	3	\$57,604.22	\$11,520.84	\$0.00	20.00%
<i>Nassau County Council Veterans of Foreign Wars of the United States Inc</i>	<i>Campaign Center Inc (The)</i>	<i>2</i>	<i>\$181,006.00</i>	<i>\$36,201.00</i>	<i>\$0.00</i>	<i>20.00%</i>

DATA OBTAINED FROM INTERIM AND CLOSING STATEMENTS FILED BY PROFESSIONAL FUND RAISERS

CHARITABLE ORGANIZATION	PROFESSIONAL FUND RAISER	GEO. AREA	GROSS RECEIPTS	NET TO CHARITY	UNCOLLECTED PLEDGES	% TO CHARITY
<i>New York State Association of Chiefs of Police Inc</i>	<i>Xentel Inc</i>	4	\$374,427.00	\$74,885.40	\$804,518.00	20.00%
Niagara County Deputy Sheriffs Association Inc	Stage Door Music Productions Inc	7	\$167,707.80	\$33,541.56	\$0.00	20.00%
Our American Veterans Inc	All Star Productions (Messmore, Barbara)	8	\$5,696.00	\$1,139.20	\$0.00	20.00%
<i>Parents of Retarded Children Camp Fund Inc</i>	<i>Marketing Squad Inc</i>	7	\$283,858.00	\$56,772.00	\$0.00	20.00%
Perry F Barrett Police Club	Municipal Marketing (Forsyth, David)	7	\$44,400.00	\$8,880.00	\$0.00	20.00%
<i>Police Conference of New York Inc</i>	<i>Xentel Inc</i>	4	\$590,791.00	\$118,158.20	\$1,137,985.00	20.00%
<i>Southwest Rochester Kiwanis Foundation Inc</i>	<i>Marketing Squad Inc</i>	6	\$10,775.00	\$2,155.00	\$0.00	20.00%
<i>Suffolk County Council Veterans of Foreign Wars of the United States Inc</i>	<i>Campaign Center Inc (The)</i>	2	\$171,489.00	\$34,298.00	\$0.00	20.00%
<i>Suffolk County Detachment Marine Corps League</i>	<i>Campaign Center Inc (The)</i>	2	\$207,082.00	\$41,416.00	\$0.00	20.00%
<i>Suffolk County Veteran Halfway House Project Inc</i>	<i>Mure Associates Inc</i>	2	\$24,377.00	\$4,875.40	\$0.00	20.00%
<i>Ulster County Volunteer Firemen's Association</i>	<i>Stage Door Music Productions Inc</i>	3	\$76,375.50	\$15,275.10	\$0.00	20.00%
<i>Vietnam Veterans of America-Chapter #11 Suffolk NY Inc</i>	<i>Mure Associates Inc</i>	2	\$107,439.50	\$21,487.90	\$0.00	20.00%
VietNow National Headquarters	Caring People Enterprises Inc	8	\$81,915.00	\$16,383.00	\$0.00	20.00%
<i>VietNow National Headquarters</i>	<i>Safety Publications Inc</i>	8	\$328,818.24	\$65,763.65	\$48,000.00	20.00%
Orange County K-9 Association Inc	Stage Door Music Productions Inc	3	\$88,512.69	\$17,663.44	\$0.00	19.96%
<i>Ulster County Sheriff's Employees Association</i>	<i>Stage Door Music Productions Inc</i>	3	\$84,371.00	\$16,831.70	\$0.00	19.95%
Dutchess County Correction Officers Benevolent Association	Stage Door Music Productions Inc	3	\$115,480.10	\$22,996.02	\$0.00	19.91%
Empire State Association of the Deaf Inc	Heritage Company Inc (The)	1	\$34,382.00	\$6,773.60	\$31,658.00	19.70%
<i>Stop the Violence Inc</i>	<i>Marketing Squad Inc</i>	4	\$88,350.00	\$17,375.00	\$0.00	19.67%
People for the American Way	Telefund Inc	8	\$253,194.00	\$49,411.55	\$251,038.00	19.52%
Phillips Collection	Outreach Associates Inc	8	\$65,839.00	\$12,788.00	\$0.00	19.42%
<i>International Center of Photography</i>	<i>ComNet Marketing Group Inc</i>	1	\$3,545.00	\$686.09	\$0.00	19.35%

DATA OBTAINED FROM INTERIM AND CLOSING STATEMENTS FILED BY PROFESSIONAL FUND RAISERS

CHARITABLE ORGANIZATION	PROFESSIONAL FUND RAISER	GEO. AREA	GROSS RECEIPTS	NET TO CHARITY	UNCOLLECTED PLEDGES	% TO CHARITY
America's Athletes with Disabilities Inc	Public Interest Communications Inc	8	\$47,393.00	\$8,785.68	\$18,355.00	18.54%
National Parks Conservation Association	Share Group Inc	8	\$311,850.00	\$56,650.00	\$0.00	18.17%
Potsdam Police Protective Association	Stage Door Music Productions Inc	5	\$35,768.00	\$6,438.24	\$0.00	18.00%
Farm Sanctuary Inc	Aria Communications Corporation	6	\$37,613.08	\$6,684.58	\$16,885.92	17.77%
Interfaith Alliance Inc	Public Interest Communications Inc	8	\$13,484.00	\$2,395.82	\$0.00	17.77%
<i>Promenade Nationale Corporation</i>	<i>Heritage Company Inc (The)</i>	8	<i>\$101,144.00</i>	<i>\$17,906.19</i>	<i>\$32,114.00</i>	<i>17.70%</i>
<i>American Breast Cancer Foundation Inc</i>	<i>Bristol Marketing Associates Inc</i>	8	<i>\$48,265.66</i>	<i>\$8,497.94</i>	<i>\$83,899.50</i>	<i>17.61%</i>
<i>Fraternal Order of Police Empire State Lodge Inc</i>	<i>Civic Development Group LLC</i>	2	<i>\$258,566.00</i>	<i>\$44,940.00</i>	<i>\$0.00</i>	<i>17.38%</i>
Village of Fishkill Police Benevolent Association	Stage Door Music Productions Inc	3	\$56,929.63	\$9,759.58	\$0.00	17.14%
Epilepsy Foundation of America	Infocision Management Corporation	8	\$151,130.28	\$25,793.09	\$0.00	17.07%
Religious Coalition for Reproductive Choice Inc	Share Group Inc	8	\$68,322.00	\$11,641.00	\$0.00	17.04%
Haverstraw Police Athletic League Inc	Stage Door Music Productions Inc	3	\$122,162.50	\$20,783.02	\$0.00	17.01%
<i>America's Athletes With Disabilities Inc</i>	<i>Contract Communications Inc</i>	8	<i>\$504,507.00</i>	<i>\$85,766.00</i>	<i>\$12,675.00</i>	<i>17.00%</i>
American Veteran Relief Foundation	Standard Call (The) (Sandone, Michael A)	8	\$12,261.00	\$2,084.37	\$0.00	17.00%
Fishkill Police Cadets Boy Scouts of America Post EP-49	Stage Door Music Productions Inc	3	\$29,136.00	\$4,953.12	\$0.00	17.00%
<i>Hughsonville Fire Company</i>	<i>Stage Door Music Productions Inc</i>	3	<i>\$52,290.00</i>	<i>\$8,889.30</i>	<i>\$0.00</i>	<i>17.00%</i>
<i>New York State Association of PBA's Inc</i>	<i>Midwest Publishing-DN Inc</i>	2	<i>\$619,067.47</i>	<i>\$105,241.47</i>	<i>\$0.00</i>	<i>17.00%</i>
<i>New York State Deputies Association Inc</i>	<i>Midwest Publishing-DN Inc</i>	5	<i>\$372,156.42</i>	<i>\$63,266.59</i>	<i>\$0.00</i>	<i>17.00%</i>
<i>Heart Support of America Inc</i>	<i>Bee LC</i>	8	<i>\$442,259.78</i>	<i>\$71,984.25</i>	<i>\$284,984.72</i>	<i>16.28%</i>
<i>New York Police Chief's Benevolent Association Inc</i>	<i>New Liberty Promotions Inc</i>	3	<i>\$1,098,234.83</i>	<i>\$175,717.57</i>	<i>\$0.00</i>	<i>16.00%</i>
<i>VietNow National Headquarters</i>	<i>ABC Productions (Cowan, Christopher & Pitt, Terry)</i>	8	<i>\$18,151.00</i>	<i>\$2,904.16</i>	<i>\$0.00</i>	<i>16.00%</i>
<i>VietNow National Headquarters</i>	<i>Barry E Schmoyer & Associates Inc</i>	8	<i>\$24,755.00</i>	<i>\$3,960.80</i>	<i>\$37,185.00</i>	<i>16.00%</i>

DATA OBTAINED FROM INTERIM AND CLOSING STATEMENTS FILED BY PROFESSIONAL FUND RAISERS

CHARITABLE ORGANIZATION	PROFESSIONAL FUND RAISER	GEO. AREA	GROSS RECEIPTS	NET TO CHARITY	UNCOLLECTED PLEDGES	% TO CHARITY
Greenpeace Inc	Donor Services Group LLC	8	\$736,737.00	\$116,759.00	\$629,535.00	15.85%
B'nai B'rith	Telefund Inc	8	\$84,636.00	\$13,305.76	\$67,234.00	15.72%
Brooklyn Institute of Arts and Sciences (The Brooklyn Museum)	DCM Inc	1	\$47,425.00	\$7,405.00	\$18,940.00	15.61%
International Union of Police Associations AFL-CIO	LAS LLC	8	\$2,438,309.50	\$375,000.00	\$0.00	15.38%
People for the Ethical Treatment of Animals Inc	Share Group Inc	8	\$332,950.00	\$50,975.00	\$0.00	15.31%
International Campaign for Tibet	Public Interest Communications Inc	8	\$170,242.00	\$25,952.76	\$42,613.00	15.24%
Uniformed Professional Fire Fighters Association Tonawanda NY	Stage Door Music Productions Inc	7	\$37,961.00	\$5,728.97	\$0.00	15.09%
Cancer Fund of America Inc	Barry E Schmoyer & Associates Inc	8	\$27,440.00	\$4,116.00	\$58,765.00	15.00%
<i>Department of New York Veterans of Foreign Wars of the United States Inc</i>	<i>Marketing Squad Inc</i>	<i>4</i>	<i>\$391,904.00</i>	<i>\$58,786.00</i>	<i>\$0.00</i>	<i>15.00%</i>
<i>Department of New York Veterans of Foreign Wars of the United States Inc</i>	<i>Xentel Inc</i>	<i>4</i>	<i>\$424,713.83</i>	<i>\$63,707.07</i>	<i>\$0.00</i>	<i>15.00%</i>
Empire State American Legion Convention Committee Inc	Marketing Squad Inc	4	\$427,547.00	\$64,132.00	\$0.00	15.00%
<i>Fire Victims Charitable Foundation Inc</i>	<i>Midwest Publishing-DN Inc</i>	<i>8</i>	<i>\$219,883.11</i>	<i>\$32,982.42</i>	<i>\$0.00</i>	<i>15.00%</i>
<i>National Narcotic Officers Associations Coalition</i>	<i>Midwest Publishing-DN Inc</i>	<i>8</i>	<i>\$345,113.96</i>	<i>\$51,767.09</i>	<i>\$0.00</i>	<i>15.00%</i>
<i>National Police Defense Foundation Inc</i>	<i>New Liberty Promotions Inc</i>	<i>8</i>	<i>\$232,111.68</i>	<i>\$34,816.76</i>	<i>\$0.00</i>	<i>15.00%</i>
<i>New York Organization of Narcotics Enforcers Inc</i>	<i>Xentel Inc</i>	<i>1</i>	<i>\$188,760.00</i>	<i>\$28,314.00</i>	<i>\$0.00</i>	<i>15.00%</i>
New York State Association of PBA's Inc	New Liberty Promotions Inc	2	\$164,366.08	\$24,654.92	\$0.00	15.00%
New York State Jaycees Inc	Marketing Squad Inc	5	\$177,429.00	\$26,614.00	\$0.00	15.00%
<i>Operation Lookout National Center for Missing Youth</i>	<i>Midwest Publishing-DN Inc</i>	<i>8</i>	<i>\$150,917.20</i>	<i>\$22,637.58</i>	<i>\$0.00</i>	<i>15.00%</i>
<i>Police Protective Fund</i>	<i>TCB Enterprises Inc</i>	<i>8</i>	<i>\$15,491.00</i>	<i>\$2,323.65</i>	<i>\$260.00</i>	<i>15.00%</i>
<i>Reach Our Children Inc</i>	<i>Royalty Services Inc</i>	<i>8</i>	<i>\$25,388.00</i>	<i>\$3,808.20</i>	<i>\$0.00</i>	<i>15.00%</i>

DATA OBTAINED FROM INTERIM AND CLOSING STATEMENTS FILED BY PROFESSIONAL FUND RAISERS

CHARITABLE ORGANIZATION	PROFESSIONAL FUND RAISER	GEO. AREA	GROSS RECEIPTS	NET TO CHARITY	UNCOLLECTED PLEDGES	% TO CHARITY
<i>Reserve Police Officers Association</i>	<i>Marketing Squad Inc</i>	3	\$115,134.00	\$17,270.00	\$0.00	15.00%
Retired Police Association of the State of New York Inc	Data Communications Inc	2	\$16,311.00	\$2,446.65	\$0.00	15.00%
Self Help for Hard of Hearing People Western NY Chapter	Marketing Squad Inc	7	\$5,168.00	\$775.00	\$0.00	15.00%
<i>Voice for the Children Inc</i>	<i>Marketing Squad Inc</i>	8	\$97,044.00	\$14,557.00	\$0.00	15.00%
<i>Childrens Leukemia Research Association Inc</i>	<i>Xentel Inc</i>	2	\$1,307,589.00	\$192,721.80	\$1,164,518.52	14.74%
<i>Junior Police Academy</i>	<i>TCB Enterprises Inc</i>	8	\$22,892.00	\$3,329.55	\$785.00	14.54%
Wilderness Society	Public Interest Communications Inc	8	\$27,694.00	\$3,621.52	\$0.00	13.08%
Environmental Defense Action Fund	Outreach Associates Inc	1	\$12,042.00	\$1,555.00	\$0.00	12.91%
<i>National Veterans Services Fund Inc</i>	<i>Bee LC</i>	8	\$375,820.17	\$47,141.46	\$46,169.33	12.54%
United States Fund for UNICEF	Factor Direct Ltd	1	\$312,554.00	\$38,832.00	\$421,438.00	12.42%
Big Flats Masonic Lodge #378	Theodore Productions Inc	6	\$8,080.00	\$1,000.00	\$2,660.00	12.38%
<i>Cancer Fund of America Inc</i>	<i>Civic Development Group LLC</i>	8	\$740,193.00	\$91,599.00	\$0.00	12.38%
<i>Project Cure Inc</i>	<i>Bee LC</i>	8	\$705,934.83	\$86,456.41	\$74,868.17	12.25%
Roger Wyburn-Mason & Jack M Blount Foundation for Eradication of Rheumatoid Disease Inc	Bee LC	8	\$178,036.22	\$21,768.02	\$92,204.78	12.23%
NARAL Pro-Choice America	Outreach Associates Inc	8	\$399,960.00	\$48,679.00	\$0.00	12.17%
National Cancer Coalition Inc	Xentel Inc	8	\$729,110.00	\$88,493.00	\$410,932.00	12.14%
<i>American Breast Cancer Foundation Inc</i>	<i>Allan C Hill Productions Inc</i>	8	\$31,135.00	\$3,736.20	\$9,202.00	12.00%
<i>American Breast Cancer Foundation Inc</i>	<i>Data Communications Inc</i>	8	\$35,063.00	\$4,207.56	\$0.00	12.00%
<i>American Breast Cancer Foundation Inc</i>	<i>Reese Teleservices Inc</i>	8	\$239,322.00	\$28,719.00	\$1,318,429.00	12.00%
American Breast Cancer Foundation Inc	Royalty Services Inc	8	\$95,656.00	\$11,478.72	\$0.00	12.00%
<i>Kids Wish Network Inc</i>	<i>Reese Teleservices Inc</i>	8	\$512,764.00	\$61,532.00	\$1,048,993.00	12.00%
<i>Police Protective Fund</i>	<i>Data Communications Inc</i>	8	\$39,965.28	\$4,795.83	\$0.00	12.00%

DATA OBTAINED FROM INTERIM AND CLOSING STATEMENTS FILED BY PROFESSIONAL FUND RAISERS

CHARITABLE ORGANIZATION	PROFESSIONAL FUND RAISER	GEO. AREA	GROSS RECEIPTS	NET TO CHARITY	UNCOLLECTED PLEDGES	% TO CHARITY
<i>Operation Lookout National Center for Missing Youth</i>	<i>Contract Communications Inc</i>	8	\$556,106.00	\$61,172.00	\$299,855.00	11.00%
Committee for Missing Children Inc	Xentel Inc	8	\$2,336,370.98	\$253,637.09	\$1,998,072.00	10.86%
Heritage Foundation Inc (DC)	Facter Direct Ltd	8	\$690,424.00	\$74,528.00	\$0.00	10.79%
<i>National Foundation to Prevent Child Sexual Abuse Inc</i>	<i>Contract Communications Inc</i>	8	\$144,326.00	\$15,319.00	\$21,708.00	10.61%
Civil War Preservation Trust	Public Interest Communications Inc	8	\$74,738.91	\$7,921.05	\$62,880.09	10.60%
<i>Cancer Center for Detection and Prevention</i>	<i>Bee LC</i>	8	\$698,068.07	\$70,701.16	\$305,006.93	10.13%
<i>Cancer Fund of America Inc</i>	<i>Bee LC</i>	8	\$524,044.42	\$52,958.01	\$74,677.58	10.11%
American Veteran Relief Foundation	S & E Marketing Ltd	8	\$31,678.00	\$3,168.00	\$0.00	10.00%
Association for Disabled Firefighters Inc	S & E Marketing Ltd	8	\$298,901.00	\$29,890.10	\$0.00	10.00%
<i>Association for Firefighters and Paramedics Inc</i>	<i>Marketing Squad Inc</i>	8	\$19,043.00	\$1,904.00	\$0.00	10.00%
<i>Association for Firefighters and Paramedics Inc</i>	<i>TCB Enterprises Inc</i>	8	\$45,734.00	\$4,573.40	\$0.00	10.00%
<i>Caring For Our Children Foundation</i>	<i>Midwest Publishing-DN Inc</i>	8	\$447,648.68	\$44,764.88	\$0.00	10.00%
Coalition of Police and Sheriffs Inc	S & E Marketing Ltd	8	\$268,389.63	\$26,838.97	\$0.00	10.00%
Coalition of Police and Sheriffs Inc	S & E Marketing Ltd	8	\$331,108.00	\$33,111.00	\$0.00	10.00%
Disabled Firefighters Fund	S & E Marketing Ltd	8	\$682,785.56	\$68,278.56	\$0.00	10.00%
Disabled Firefighters Fund	S & E Marketing Ltd	8	\$327,784.00	\$32,778.00	\$0.00	10.00%
<i>Long Island Responds</i>	<i>Mure Associates Inc</i>	2	\$257,890.00	\$25,789.00	\$0.00	10.00%
<i>Association for Firefighters and Paramedics Inc</i>	<i>New Liberty Promotions Inc</i>	8	\$228,499.61	\$20,772.69	\$0.00	9.09%
Alliance for Retired Americans	Outreach Associates Inc	8	\$14,832.00	\$1,186.00	\$0.00	8.00%
Save the Children Federation Inc	Univision Marketing Group Inc	8	\$105,170.01	\$8,057.87	\$12,998.00	7.66%
Sojourners	Infocision Management Corporation	8	\$43,762.15	\$3,191.39	\$0.00	7.29%
Humane Society of the United States Inc	Share Group Inc	8	\$1,562,814.00	\$113,686.00	\$0.00	7.27%
Interfaith Alliance Inc	Outreach Associates Inc	8	\$116,478.00	\$8,331.00	\$0.00	7.15%

DATA OBTAINED FROM INTERIM AND CLOSING STATEMENTS FILED BY PROFESSIONAL FUND RAISERS

CHARITABLE ORGANIZATION	PROFESSIONAL FUND RAISER	GEO. AREA	GROSS RECEIPTS	NET TO CHARITY	UNCOLLECTED PLEDGES	% TO CHARITY
NARAL Pro-Choice America	Harris Direct	8	\$89,054.25	\$5,718.25	\$33,827.75	6.42%
Rails-to-Trails Conservancy	Public Interest Communications Inc	8	\$35,568.00	\$2,102.63	\$12,070.00	5.91%
Fund for Animals Inc	Share Group Inc	1	\$32,020.00	\$1,374.00	\$0.00	4.29%
Foundation for National Progress	Telefund Inc	8	\$187,635.00	\$7,966.83	\$229,370.00	4.25%
New York AMVETS Inc	Xentel Inc	2	\$727,628.71	\$20,000.00	\$0.00	2.75%
<i>NARAL Pro-Choice America</i>	<i>Gordon & Schwenkmeyer Inc</i>	8	<i>\$506,065.12</i>	<i>\$11,344.04</i>	<i>\$0.00</i>	<i>2.24%</i>
American Association of University Women Inc	Outreach Associates Inc	8	\$169,307.00	\$3,099.00	\$0.00	1.83%
National Center for Freedom & Renewal Inc	Infocision Management Corporation	8	\$113,569.78	\$939.21	\$0.00	0.83%
Easter Seals Inc	Infocision Management Corporation	8	\$423,000.00	\$297.17	\$0.00	0.07%
National Cancer Coalition Inc	Public Interest Communications Inc	8	\$68,351.68	\$25.78	\$96,231.00	0.04%
<i>American Council of the Blind Inc</i>	<i>Integral Resources Inc</i>	8	<i>\$118,563.89</i>	<i>\$0.00</i>	<i>\$165,740.01</i>	<i>0.00%</i>
American Kidney Fund Inc	Infocision Management Corporation	8	\$1,200.00	\$0.00	\$0.00	0.00%
Concerned Women for America	MDS Communications Corporation	8	\$455,101.00	\$0.00	\$537,781.00	0.00%
Metropolitan New York Coordinating Council on Jewish Poverty	IDT Contact Services Inc	1	\$1,359.00	\$0.00	\$2,777.00	0.00%
Suffolk County Police Conference Inc	Tan Productions Inc	2	\$16,250.00	\$0.00	\$0.00	0.00%
Hispanic Scholarship Fund	Outreach Associates Inc	8	\$12,616.00	(\$309.00)	\$0.00	-2.45%
Population Connection	Share Group Inc	8	\$19,262.00	(\$1,700.00)	\$0.00	-8.83%
Western Pennsylvania Conservancy	Outreach Associates Inc	8	\$50,506.50	(\$4,824.00)	\$0.00	-9.55%
Trust for Public Land	Aria Communications Corporation	8	\$23,654.00	(\$2,984.85)	\$8,730.00	-12.62%
Defenders of Wildlife Inc	Public Interest Communications Inc	8	\$635,730.50	(\$105,690.69)	\$94,707.00	-16.63%
<i>Wildlife Trust Inc</i>	<i>ComNet Marketing Group Inc</i>	<i>1</i>	<i>\$1,750.00</i>	<i>(\$300.27)</i>	<i>\$305.00</i>	<i>-17.16%</i>
American Civil Liberties Union	Donor Services Group LLC	1	\$87,572.00	(\$17,543.00)	\$95,038.00	-20.03%

DATA OBTAINED FROM INTERIM AND CLOSING STATEMENTS FILED BY PROFESSIONAL FUND RAISERS

CHARITABLE ORGANIZATION	PROFESSIONAL FUND RAISER	GEO. AREA	GROSS RECEIPTS	NET TO CHARITY	UNCOLLECTED PLEDGES	% TO CHARITY
NARAL Pro-Choice America	Public Interest Communications Inc	8	\$65,543.00	(\$13,876.68)	\$62,445.00	-21.17%
NARAL Pro-Choice America	SD&A Teleservices Inc	8	\$266,667.00	(\$56,974.00)	\$359,925.00	-21.37%
American Civil Liberties Union	Telefund Inc	1	\$759,536.00	(\$172,903.27)	\$2,603,869.00	-22.76%
International Fund for Animal Welfare Inc	Share Group Inc	8	\$104,507.00	(\$32,048.00)	\$0.00	-30.67%
National Wildlife Federation	Donor Services Group LLC	8	\$505,526.00	(\$158,843.00)	\$667,322.00	-31.42%
Brady Campaign to Prevent Gun Violence	SD&A Teleservices Inc	8	\$6,895.00	(\$2,353.00)	\$5,385.00	-34.13%
American Farmland Trust	Share Group Inc	8	\$7,667.00	(\$2,903.00)	\$0.00	-37.86%
People for the Ethical Treatment of Animals Inc	Telefund Inc	8	\$46,982.84	(\$27,457.99)	\$116,571.16	-58.44%
Public Citizen Inc	Telefund Inc	8	\$140,806.00	(\$92,123.14)	\$147,256.00	-65.43%
Trout Unlimited Inc	Share Group Inc	8	\$32,071.00	(\$21,082.00)	\$0.00	-65.74%
North Shore Animal League America Inc	Univision Marketing Group Inc	2	\$125,435.00	(\$107,064.84)	\$0.00	-85.35%
Lincoln Center for the Performing Arts Inc	Outreach Associates Inc	1	\$886.00	(\$4,437.00)	\$0.00	-500.79%
Cancer Recovery Foundation of America	Public Interest Communications Inc	8	\$100.00	(\$1,303.50)	\$200.00	-1303.50%
TOTALS		---	\$185,493,781.99	\$76,273,328.43	\$42,246,266.80	41.12%

DATA OBTAINED FROM INTERIM AND CLOSING STATEMENTS FILED BY PROFESSIONAL FUND RAISERS

TABLE 4
Charitable Organizations-
Alphabetical Order
Within Geographic Locations
2006 Telemarketing Campaigns

CHARITABLE ORGANIZATION	PROFESSIONAL FUND RAISER	GEO. AREA	GROSS RECEIPTS	NET TO CHARITY	UNCOLLECTED PLEDGES	% TO CHARITY
AFS USA Inc	Share Group Inc	1	\$239,706.00	\$169,509.00	\$0.00	70.72%
American Civil Liberties Union	Donor Services Group LLC	1	\$87,572.00	(\$17,543.00)	\$95,038.00	-20.03%
American Civil Liberties Union	Share Group Inc	1	\$1,680,563.00	\$674,574.00	\$0.00	40.14%
American Civil Liberties Union	Telefund Inc	1	\$759,536.00	(\$172,903.27)	\$2,603,869.00	-22.76%
American Civil Liberties Union Foundation Inc	Donor Services Group LLC	1	\$432,000.00	\$377,080.00	\$67,390.00	87.29%
<i>American Foundation for Disabled Children Inc</i>	<i>Campaign Center Inc (The)</i>	<i>1</i>	<i>\$12,337.00</i>	<i>\$2,467.00</i>	<i>\$0.00</i>	<i>20.00%</i>
American Lung Association Inc	Infocision Management Corporation	1	\$356,177.82	\$158,474.75	\$0.00	44.49%
American Society for the Prevention of Cruelty to Animals	Outreach Associates Inc	1	\$544,904.00	\$265,676.00	\$0.00	48.76%
American Society for the Prevention of Cruelty to Animals	Telefund Inc	1	\$1,235,766.00	\$669,110.07	\$997,490.00	54.15%
AMIT Women Inc	IDT Contact Services Inc	1	\$10,667.00	\$7,269.50	\$0.00	68.15%
Amnesty International of the USA Inc	IDC Ltd	1	\$1,118,059.76	\$999,135.80	\$0.00	89.36%
Amnesty International of the USA Inc	Public Interest Communications Inc	1	\$387,615.00	\$190,306.00	\$0.00	49.10%
Amnesty International of the USA Inc	Share Group Inc	1	\$677,770.00	\$367,346.00	\$0.00	54.20%
Amnesty International of the USA Inc	Telefund Inc	1	\$1,331,328.50	\$636,904.64	\$1,928,783.50	47.84%
Anti-Defamation League of B'nai B'rith	Donor Services Group LLC	1	\$510,980.00	\$208,256.00	\$0.00	40.76%
<i>Ballet Theatre Foundation Inc (American Ballet Theatre)</i>	<i>DCM Inc</i>	<i>1</i>	<i>\$808,723.00</i>	<i>\$598,772.90</i>	<i>\$0.00</i>	<i>74.04%</i>
<i>Brooklyn Botanic Garden Corporation</i>	<i>ComNet Marketing Group Inc</i>	<i>1</i>	<i>\$5,940.00</i>	<i>\$3,072.71</i>	<i>\$0.00</i>	<i>51.73%</i>
Brooklyn Institute of Arts and Sciences (The Brooklyn Museum)	DCM Inc	1	\$220,196.35	\$96,013.85	\$212,358.65	43.60%
Brooklyn Institute of Arts and Sciences (The Brooklyn Museum)	DCM Inc	1	\$47,425.00	\$7,405.00	\$18,940.00	15.61%
Carnegie Hall Society Inc	SD&A Teleservices Inc	1	\$2,612,296.00	\$1,979,902.00	\$178,799.50	75.79%
City Harvest Inc	Outreach Associates Inc	1	\$173,966.00	\$111,183.00	\$0.00	63.91%

DATA OBTAINED FROM INTERIM AND CLOSING STATEMENTS FILED BY PROFESSIONAL FUND RAISERS

CHARITABLE ORGANIZATION	PROFESSIONAL FUND RAISER	GEO. AREA	GROSS RECEIPTS	NET TO CHARITY	UNCOLLECTED PLEDGES	% TO CHARITY
Empire State Association of the Deaf Inc	Heritage Company Inc (The)	1	\$34,382.00	\$6,773.60	\$31,658.00	19.70%
Environmental Defense Action Fund	Outreach Associates Inc	1	\$12,042.00	\$1,555.00	\$0.00	12.91%
Environmental Defense Inc	Outreach Associates Inc	1	\$624,833.00	\$339,150.00	\$0.00	54.28%
Environmental Defense Inc	Telefund Inc	1	\$362,318.50	\$225,810.76	\$0.00	62.32%
Foundation for AIDS Research (f/k/a American Foundation for AIDS Research)	Share Group Inc	1	\$111,380.00	\$47,735.00	\$0.00	42.86%
Fund for Animals Inc	Share Group Inc	1	\$32,020.00	\$1,374.00	\$0.00	4.29%
Gay Mens Health Crisis Inc	Share Group Inc	1	\$106,745.00	\$57,049.00	\$0.00	53.44%
God's Love We Deliver Inc	Share Group Inc	1	\$57,570.00	\$22,421.00	\$0.00	38.95%
<i>International Center of Photography</i>	<i>ComNet Marketing Group Inc</i>	<i>1</i>	<i>\$3,545.00</i>	<i>\$686.09</i>	<i>\$0.00</i>	<i>19.35%</i>
International Rescue Committee Inc	Share Group Inc	1	\$226,356.00	\$114,110.00	\$0.00	50.41%
International Rescue Committee Inc	Telefund Inc	1	\$305,063.59	\$111,221.33	\$190,980.41	36.46%
Jazz at Lincoln Center Inc	DCM Inc	1	\$149,631.00	\$115,903.00	\$0.00	77.46%
Lambda Legal Defense & Education Fund Inc	Facter Direct Ltd	1	\$30,148.00	\$17,173.00	\$14,718.00	56.96%
Lincoln Center for the Performing Arts Inc	Outreach Associates Inc	1	\$886.00	(\$4,437.00)	\$0.00	-500.79%
<i>Medecins Sans Frontieres USA Inc</i>	<i>Harris Direct</i>	<i>1</i>	<i>\$1,853,314.00</i>	<i>\$1,171,901.90</i>	<i>\$767,147.00</i>	<i>63.23%</i>
Metropolitan New York Coordinating Council on Jewish Poverty	IDT Contact Services Inc	1	\$1,359.00	\$0.00	\$2,777.00	0.00%
National Audubon Society Inc	Share Group Inc	1	\$582,649.00	\$194,528.00	\$0.00	33.39%
<i>National Federation of the Blind of New York State Inc</i>	<i>Capital District Callers Inc</i>	<i>1</i>	<i>\$83,361.00</i>	<i>\$26,675.52</i>	<i>\$0.00</i>	<i>32.00%</i>
Natural Resources Defense Council Inc	Donor Services Group LLC	1	\$1,238,252.00	\$331,633.00	\$695,457.00	26.78%
New York and Presbyterian Hospital	Telecomp Inc	1	\$561,605.00	\$263,537.31	\$0.00	46.93%
<i>New York Cares Inc</i>	<i>Gordon & Schwenkmeyer Inc</i>	<i>1</i>	<i>\$91,248.00</i>	<i>\$62,554.48</i>	<i>\$0.00</i>	<i>68.55%</i>

DATA OBTAINED FROM INTERIM AND CLOSING STATEMENTS FILED BY PROFESSIONAL FUND RAISERS

CHARITABLE ORGANIZATION	PROFESSIONAL FUND RAISER	GEO. AREA	GROSS RECEIPTS	NET TO CHARITY	UNCOLLECTED PLEDGES	% TO CHARITY
New York City Ballet Inc	SD&A Teleservices Inc	1	\$1,491,673.00	\$1,102,110.00	\$54,076.00	73.88%
New York City Opera Inc	DCM Inc	1	\$246,295.00	\$130,215.48	\$0.00	52.87%
<i>New York City Opera Inc</i>	<i>DCM Inc</i>	<i>1</i>	<i>\$1,542,078.00</i>	<i>\$1,087,506.80</i>	<i>\$0.00</i>	<i>70.52%</i>
<i>New York Organization of Narcotics Enforcers Inc</i>	<i>Xentel Inc</i>	<i>1</i>	<i>\$188,760.00</i>	<i>\$28,314.00</i>	<i>\$0.00</i>	<i>15.00%</i>
New York Shakespeare Festival	DCM Inc	1	\$171,437.00	\$105,966.03	\$0.00	61.81%
<i>New York Shakespeare Festival</i>	<i>DCM Inc</i>	<i>1</i>	<i>\$81,215.50</i>	<i>\$20,074.95</i>	<i>\$0.00</i>	<i>24.72%</i>
New York State Court Clerks Association	Tan Productions Inc	1	\$99,545.00	\$29,863.50	\$0.00	30.00%
<i>New York State Tenants & Neighbors Coalition Inc</i>	<i>Gordon & Schwenkmeyer Inc</i>	<i>1</i>	<i>\$125,741.85</i>	<i>\$71,462.37</i>	<i>\$0.00</i>	<i>56.83%</i>
Philharmonic-Symphony Society of New York Inc (New York Philharmonic Symphony Society)	DCM Inc	1	\$1,443,449.00	\$968,370.10	\$70,470.00	67.09%
<i>Planned Parenthood Action Fund Inc</i>	<i>Donor Services Group LLC</i>	<i>1</i>	<i>\$204,082.39</i>	<i>\$117,547.94</i>	<i>\$65,464.61</i>	<i>57.60%</i>
Planned Parenthood Action Fund Inc	Public Interest Communications Inc	1	\$79,727.72	\$27,610.18	\$56,508.28	34.63%
Planned Parenthood Action Fund Inc	Share Group Inc	1	\$223,166.27	\$139,421.45	\$0.00	62.47%
Planned Parenthood Action Fund Inc	Telefund Inc	1	\$192,573.50	\$97,394.45	\$84,649.50	50.58%
<i>Planned Parenthood Federation of America Inc</i>	<i>Donor Services Group LLC</i>	<i>1</i>	<i>\$2,187,820.47</i>	<i>\$1,434,714.96</i>	<i>\$227,182.53</i>	<i>65.58%</i>
Planned Parenthood Federation of America Inc	Public Interest Communications Inc	1	\$556,204.50	\$182,794.07	\$154,459.00	32.86%
Planned Parenthood Federation of America Inc	Share Group Inc	1	\$465,923.86	\$242,445.44	\$0.00	52.04%
Planned Parenthood Federation of America Inc	Telefund Inc	1	\$310,064.00	\$130,443.85	\$138,938.00	42.07%
Playwrights Horizons Inc	DCM Inc	1	\$253,451.00	\$153,391.70	\$0.00	60.52%
Playwrights Horizons Inc	DCM Inc	1	\$42,200.00	\$13,832.00	\$0.00	32.78%
Queens College Foundation Inc	RuffaloCODY LLC	1	\$237,414.00	\$133,844.05	\$74,869.00	56.38%
<i>Traditional Chinese Medicine World Foundation Inc</i>	<i>Suffolk Productions Inc</i>	<i>1</i>	<i>\$40,050.00</i>	<i>\$10,013.00</i>	<i>\$0.00</i>	<i>25.00%</i>
United States Fund for UNICEF	Facter Direct Ltd	1	\$312,554.00	\$38,832.00	\$421,438.00	12.42%

DATA OBTAINED FROM INTERIM AND CLOSING STATEMENTS FILED BY PROFESSIONAL FUND RAISERS

CHARITABLE ORGANIZATION	PROFESSIONAL FUND RAISER	GEO. AREA	GROSS RECEIPTS	NET TO CHARITY	UNCOLLECTED PLEDGES	% TO CHARITY
United States Fund for UNICEF	Infocision Management Corporation	1	\$296,640.00	\$169,437.69	\$0.00	57.12%
<i>Wildlife Trust Inc</i>	<i>ComNet Marketing Group Inc</i>	<i>1</i>	<i>\$1,750.00</i>	<i>(\$300.27)</i>	<i>\$305.00</i>	<i>-17.16%</i>
WNYC Radio	Aria Communications Corporation	1	\$185,728.50	\$92,696.62	\$81,009.00	49.91%
<i>WNYC Radio</i>	<i>Sage Group LLC (The)</i>	<i>1</i>	<i>\$475,201.00</i>	<i>\$254,838.00</i>	<i>\$151,048.00</i>	<i>53.63%</i>
Amityville Fire Department	Tan Productions Inc	2	\$15,410.00	\$8,475.50	\$0.00	55.00%
Amityville Patrolmen's Benevolent Association Inc	Tan Productions Inc	2	\$33,465.00	\$16,732.50	\$0.00	50.00%
<i>Bi-County Helpline for Abuse Against Women & Children</i>	<i>Mure Associates Inc</i>	<i>2</i>	<i>\$164,550.00</i>	<i>\$32,910.00</i>	<i>\$0.00</i>	<i>20.00%</i>
<i>Childrens Leukemia Research Association Inc</i>	<i>Xentel Inc</i>	<i>2</i>	<i>\$1,307,589.00</i>	<i>\$192,721.80</i>	<i>\$1,164,518.52</i>	<i>14.74%</i>
<i>Coalition Against Breast Cancer Inc</i>	<i>Campaign Center Inc (The)</i>	<i>2</i>	<i>\$716,455.00</i>	<i>\$143,291.00</i>	<i>\$0.00</i>	<i>20.00%</i>
Court Officers Benevolent Association of Nassau County	Tan Productions Inc	2	\$174,217.50	\$66,202.65	\$0.00	38.00%
Crime Stoppers of Suffolk County Inc	Suffolk Productions Inc	2	\$17,970.00	\$4,492.00	\$0.00	25.00%
Disabled Veterans of America Inc-PFC Salvatore J Armato	Campaign Center Inc (The)	2	\$1,308.75	\$261.75	\$0.00	20.00%
<i>East End Detachment Marine Corps League Inc</i>	<i>Campaign Center Inc (The)</i>	<i>2</i>	<i>\$34,505.00</i>	<i>\$6,901.00</i>	<i>\$0.00</i>	<i>20.00%</i>
<i>Fraternal Order of Police Empire State Lodge Inc</i>	<i>Civic Development Group LLC</i>	<i>2</i>	<i>\$258,566.00</i>	<i>\$44,940.00</i>	<i>\$0.00</i>	<i>17.38%</i>
<i>Freeport Police Benevolent Association</i>	<i>Tan Productions Inc</i>	<i>2</i>	<i>\$43,220.00</i>	<i>\$21,610.00</i>	<i>\$0.00</i>	<i>50.00%</i>
Glen Cove City Police Benevolent Association Inc	Tan Productions Inc	2	\$41,665.00	\$20,832.50	\$0.00	50.00%
Hempstead Police Benevolent Association Inc	Island Marketing Concepts Inc	2	\$201,303.00	\$50,325.75	\$0.00	25.00%
Knights of Columbus-Monsignor Delaney Council #5983	Campaign Center Inc (The)	2	\$6,010.00	\$1,315.00	\$0.00	21.88%
Long Island Coalition for Life Inc	MDS Communications Corporation	2	\$47,370.00	\$32,144.00	\$0.00	67.86%
<i>Long Island Responds</i>	<i>Mure Associates Inc</i>	<i>2</i>	<i>\$257,890.00</i>	<i>\$25,789.00</i>	<i>\$0.00</i>	<i>10.00%</i>
<i>Long Island State Park Police Benevolent Association Inc</i>	<i>Campaign Center Inc (The)</i>	<i>2</i>	<i>\$185,708.00</i>	<i>\$46,427.00</i>	<i>\$0.00</i>	<i>25.00%</i>
Lynbrook Police Benevolent Association Inc	Island Marketing Concepts Inc	2	\$57,845.00	\$17,353.50	\$0.00	30.00%
<i>Manor Park Seniors Ltd</i>	<i>Campaign Center Inc (The)</i>	<i>2</i>	<i>\$30,501.00</i>	<i>\$6,100.00</i>	<i>\$0.00</i>	<i>20.00%</i>

DATA OBTAINED FROM INTERIM AND CLOSING STATEMENTS FILED BY PROFESSIONAL FUND RAISERS

CHARITABLE ORGANIZATION	PROFESSIONAL FUND RAISER	GEO. AREA	GROSS RECEIPTS	NET TO CHARITY	UNCOLLECTED PLEDGES	% TO CHARITY
<i>Marine Corps League-Huntington Long Island Detachment</i>	<i>Campaign Center Inc (The)</i>	2	\$47,062.00	\$11,765.50	\$0.00	25.00%
<i>Nassau County Council Veterans of Foreign Wars of the United States Inc</i>	<i>Campaign Center Inc (The)</i>	2	\$181,006.00	\$36,201.00	\$0.00	20.00%
Nassau County Detectives Law Enforcement Night Committee	Island Marketing Concepts Inc	2	\$56,434.00	\$14,108.50	\$0.00	25.00%
New York AMVETS Inc	Xentel Inc	2	\$727,628.71	\$20,000.00	\$0.00	2.75%
<i>New York State Association of PBA's Inc</i>	<i>Mac Communications (MacDonald, John T)</i>	2	\$170,275.87	\$51,303.49	\$17,765.00	30.13%
<i>New York State Association of PBA's Inc</i>	<i>Midwest Publishing-DN Inc</i>	2	\$619,067.47	\$105,241.47	\$0.00	17.00%
New York State Association of PBA's Inc	New Liberty Promotions Inc	2	\$164,366.08	\$24,654.92	\$0.00	15.00%
New York State Park Police PBA Inc	Northeastern Advertising (Morgan, William J)	2	\$12,030.00	\$4,812.00	\$0.00	40.00%
<i>New York State Park Police PBA Inc</i>	<i>Suffolk Productions Inc</i>	2	\$99,248.00	\$24,812.00	\$0.00	25.00%
North Shore Animal League America Inc	Public Interest Communications Inc	2	\$297,650.74	\$118,130.94	\$0.00	39.69%
North Shore Animal League America Inc	Univision Marketing Group Inc	2	\$125,435.00	(\$107,064.84)	\$0.00	-85.35%
Patrolman's Benevolent Association of Southampton Town Inc	Tan Productions Inc	2	\$63,485.00	\$34,916.75	\$0.00	55.00%
Patrolmen's Benevolent Association of Long Beach New York Inc	Suffolk Productions Inc	2	\$52,033.00	\$20,813.00	\$0.00	40.00%
<i>Police Athletic Team of Suffolk County Inc</i>	<i>Suffolk Productions Inc</i>	2	\$38,593.00	\$10,806.00	\$0.00	28.00%
<i>Port Washington Police Athletic League Inc</i>	<i>Tan Productions Inc</i>	2	\$27,642.00	\$13,821.00	\$0.00	50.00%
Port Washington Police Benevolent Association Inc	Tan Productions Inc	2	\$60,218.00	\$30,109.00	\$0.00	50.00%
Retired Police Association of the State of New York Inc	Data Communications Inc	2	\$16,311.00	\$2,446.65	\$0.00	15.00%
Riverhead Police Benevolent Association Inc	Tan Productions Inc	2	\$37,265.00	\$19,005.15	\$0.00	51.00%
<i>Suffolk County Council Veterans of Foreign Wars of the United States Inc</i>	<i>Campaign Center Inc (The)</i>	2	\$171,489.00	\$34,298.00	\$0.00	20.00%

DATA OBTAINED FROM INTERIM AND CLOSING STATEMENTS FILED BY PROFESSIONAL FUND RAISERS

CHARITABLE ORGANIZATION	PROFESSIONAL FUND RAISER	GEO. AREA	GROSS RECEIPTS	NET TO CHARITY	UNCOLLECTED PLEDGES	% TO CHARITY
Suffolk County Deputy Sheriff's Benevolent Association	Tan Productions Inc	2	\$34,850.00	\$10,455.00	\$0.00	30.00%
<i>Suffolk County Detachment Marine Corps League</i>	<i>Campaign Center Inc (The)</i>	2	<i>\$207,082.00</i>	<i>\$41,416.00</i>	<i>\$0.00</i>	<i>20.00%</i>
Suffolk County Detective Investigators Police Benevolent Association	D & D Telemarketing Inc	2	\$94,380.50	\$33,033.25	\$0.00	35.00%
Suffolk County Detectives Association Inc	Suffolk Productions Inc	2	\$198,614.00	\$69,515.00	\$0.00	35.00%
<i>Suffolk County Police Athletic League Inc</i>	<i>Campaign Center Inc (The)</i>	2	<i>\$216,729.00</i>	<i>\$54,182.00</i>	<i>\$0.00</i>	<i>25.00%</i>
<i>Suffolk County Police Athletic League Inc</i>	<i>D & D Telemarketing Inc</i>	2	<i>\$114,488.50</i>	<i>\$46,403.40</i>	<i>\$0.00</i>	<i>40.53%</i>
Suffolk County Police Conference Inc	Tan Productions Inc	2	\$106,114.00	\$31,834.20	\$0.00	30.00%
Suffolk County Police Conference Inc	Tan Productions Inc	2	\$16,250.00	\$0.00	\$0.00	0.00%
Suffolk County Police Memorial Fund Inc	D & D Telemarketing Inc	2	\$120,286.00	\$48,134.40	\$0.00	40.02%
<i>Suffolk County Veteran Halfway House Project Inc</i>	<i>Mure Associates Inc</i>	2	<i>\$24,377.00</i>	<i>\$4,875.40</i>	<i>\$0.00</i>	<i>20.00%</i>
Uniformed Court Officers Association of Suffolk County	Tan Productions Inc	2	\$136,401.00	\$40,920.30	\$0.00	30.00%
United Breast Cancer Foundation	Capital District Callers Inc	2	\$112,717.00	\$56,358.50	\$0.00	50.00%
<i>United States Police Canine Association/Region #7</i>	<i>Stage Door Music Productions Inc</i>	2	<i>\$322,803.83</i>	<i>\$74,472.70</i>	<i>\$0.00</i>	<i>23.07%</i>
United Way of Long Island Inc	Suffolk Productions Inc	2	\$30,325.00	\$7,581.00	\$0.00	25.00%
<i>Vietnam Veterans of America-Chapter #11 Suffolk NY Inc</i>	<i>Mure Associates Inc</i>	2	<i>\$107,439.50</i>	<i>\$21,487.90</i>	<i>\$0.00</i>	<i>20.00%</i>
Village of Hempstead Police Activity League	Island Marketing Concepts Inc	2	\$39,473.00	\$11,841.90	\$0.00	30.00%
Association of Graduates of the US Military Academy	IDC Ltd	3	\$69,525.00	\$19,905.43	\$0.00	28.63%
Consumers Union of United States Inc	Lester Inc	3	\$380,734.00	\$220,804.00	\$151,057.00	57.99%
<i>Correction Officers Benevolent Association of Rockland County Inc</i>	<i>National Benefit Company</i>	3	<i>\$75,276.00</i>	<i>\$26,346.60</i>	<i>\$0.00</i>	<i>35.00%</i>
Croton Police Association Inc	Community Services Inc	3	\$47,437.00	\$19,923.54	\$0.00	42.00%
Dutchess County Correction Officers Benevolent Association	Stage Door Music Productions Inc	3	\$115,480.10	\$22,996.02	\$0.00	19.91%

DATA OBTAINED FROM INTERIM AND CLOSING STATEMENTS FILED BY PROFESSIONAL FUND RAISERS

CHARITABLE ORGANIZATION	PROFESSIONAL FUND RAISER	GEO. AREA	GROSS RECEIPTS	NET TO CHARITY	UNCOLLECTED PLEDGES	% TO CHARITY
Eastchester Police Benevolent Association	JNK Enterprises Inc	3	\$55,615.00	\$20,577.55	\$0.00	37.00%
Fishkill Police Cadets Boy Scouts of America Post EP-49	Stage Door Music Productions Inc	3	\$29,136.00	\$4,953.12	\$0.00	17.00%
Greenburgh Uniformed Firefighters Association Inc	S & M Enterprises Inc	3	\$47,755.00	\$15,004.15	\$800.00	31.42%
Haverstraw Police Athletic League Inc	Stage Door Music Productions Inc	3	\$122,162.50	\$20,783.02	\$0.00	17.01%
<i>Hudson Valley Volunteer Firemens Association</i>	<i>Caring People Enterprises Inc</i>	3	<i>\$79,463.75</i>	<i>\$23,839.12</i>	<i>\$0.00</i>	<i>30.00%</i>
<i>Hughsonville Fire Company</i>	<i>Stage Door Music Productions Inc</i>	3	<i>\$52,290.00</i>	<i>\$8,889.30</i>	<i>\$0.00</i>	<i>17.00%</i>
Jewish Federation of Rockland County	IDT Contact Services Inc	3	\$16,900.00	\$12,747.50	\$3,069.00	75.43%
Kingston Police Benevolent Association	Gotham Productions Inc	3	\$57,169.00	\$14,292.25	\$0.00	25.00%
Kingston Police Gold Shield Society	Gotham Productions Inc	3	\$47,006.27	\$13,161.75	\$0.00	28.00%
<i>Lake Mohegan Professional Fire Fighters Association Inc</i>	<i>S & M Enterprises Inc</i>	3	<i>\$28,030.00</i>	<i>\$9,810.50</i>	<i>\$1,500.00</i>	<i>35.00%</i>
<i>Leukemia and Lymphoma Society Inc</i>	<i>Infocision Management Corporation</i>	3	<i>\$1,118,497.63</i>	<i>\$616,143.39</i>	<i>\$0.00</i>	<i>55.09%</i>
Middletown Fire Police	Stage Door Music Productions Inc	3	\$57,604.22	\$11,520.84	\$0.00	20.00%
<i>New York Police Chief's Benevolent Association Inc</i>	<i>New Liberty Promotions Inc</i>	3	<i>\$1,098,234.83</i>	<i>\$175,717.57</i>	<i>\$0.00</i>	<i>16.00%</i>
<i>New York State Union of Police Associations Inc</i>	<i>Xentel Inc</i>	3	<i>\$630,961.48</i>	<i>\$154,275.00</i>	<i>\$0.00</i>	<i>24.45%</i>
Orange County Deputy Sheriffs Police Benevolent Association	Gotham Productions Inc	3	\$113,746.50	\$28,436.62	\$0.00	25.00%
Orange County Deputy Sheriffs Police Benevolent Association	Gotham Productions Inc	3	\$93,016.50	\$23,254.12	\$0.00	25.00%
Orange County K-9 Association Inc	Stage Door Music Productions Inc	3	\$88,512.69	\$17,663.44	\$0.00	19.96%
Ossining Police Athletic League	Spotlight Music Productions Inc	3	\$63,610.00	\$19,083.00	\$0.00	30.00%
Peeckskill Police Association Inc	Starlet Music Productions (Corbett, Herbert)	3	\$77,270.00	\$23,000.00	\$0.00	29.77%
Planned Parenthood Hudson Peconic Inc	Lester Inc	3	\$12,953.00	\$4,974.00	\$7,248.00	38.40%
Pleasantville New York Police Benevolent Association Inc	S & M Enterprises Inc	3	\$44,045.00	\$13,653.95	\$1,700.00	31.00%
<i>Police Association of the City of Yonkers Inc</i>	<i>TCB Enterprises Inc</i>	3	<i>\$247,115.50</i>	<i>\$82,943.40</i>	<i>\$0.00</i>	<i>33.56%</i>

DATA OBTAINED FROM INTERIM AND CLOSING STATEMENTS FILED BY PROFESSIONAL FUND RAISERS

CHARITABLE ORGANIZATION	PROFESSIONAL FUND RAISER	GEO. AREA	GROSS RECEIPTS	NET TO CHARITY	UNCOLLECTED PLEDGES	% TO CHARITY
Police Athletic League of Yonkers Foundation Inc	TCB Enterprises Inc	3	\$179,051.00	\$62,667.85	\$0.00	35.00%
Police Benevolent Association of Mount Kisco NY Inc	JNK Enterprises Inc	3	\$83,655.00	\$29,279.25	\$0.00	35.00%
Police Benevolent Association of the City of White Plains	JNK Enterprises Inc	3	\$126,975.00	\$50,790.00	\$0.00	40.00%
Police Officer Defense Fund of New York State Inc	Xentel Inc	3	\$95,744.69	\$63,000.00	\$97,001.81	65.80%
Policemen's Benevolent Association of Westchester County Inc	S & M Enterprises Inc	3	\$59,840.00	\$23,337.60	\$0.00	39.00%
<i>Putnam County Sheriff's Department Police Benevolent Association</i>	<i>Community Services Inc</i>	3	<i>\$51,905.00</i>	<i>\$24,142.50</i>	<i>\$0.00</i>	<i>46.51%</i>
Putnam County Volunteer Fireman's Association Inc	Community Services Inc	3	\$75,987.00	\$22,796.10	\$0.00	30.00%
<i>Reserve Police Officers Association</i>	<i>Marketing Squad Inc</i>	3	<i>\$115,134.00</i>	<i>\$17,270.00</i>	<i>\$0.00</i>	<i>15.00%</i>
Rockland County Sheriffs Deputies Association Inc	National Benefit Company	3	\$103,163.00	\$36,107.05	\$0.00	35.00%
Rye Country Day School	Lester Inc	3	\$48,395.00	\$39,732.00	\$575.00	82.10%
<i>Sleepy Hollow Police Benevolent Association Inc</i>	<i>S & M Enterprises Inc</i>	3	<i>\$19,875.00</i>	<i>\$6,956.25</i>	<i>\$1,100.00</i>	<i>35.00%</i>
<i>Spring Valley Policemens Benevolent Association</i>	<i>National Benefit Company</i>	3	<i>\$25,072.00</i>	<i>\$8,775.20</i>	<i>\$0.00</i>	<i>35.00%</i>
State University of New York New Paltz Foundation Inc	Lester Inc	3	\$137,133.59	\$69,531.59	\$38,523.11	50.70%
Sullivan County Patrolmans Benevolent Association	Mako Enterprises (Grimm, Robert)	3	\$24,837.00	\$7,451.00	\$0.00	30.00%
Town of Fallsburg Police Benevolent Association	Mako Enterprises (Grimm, Robert)	3	\$18,097.00	\$5,562.00	\$0.00	30.73%
<i>Town of Mt Pleasant Policemen's Benevolent Association</i>	<i>S & M Enterprises Inc</i>	3	<i>\$55,755.00</i>	<i>\$17,284.05</i>	<i>\$600.00</i>	<i>31.00%</i>
Town of Newburgh Policemen's Benevolent Association	Gotham Productions Inc	3	\$93,990.50	\$26,317.34	\$0.00	28.00%
<i>Town of Ossining PBA Inc</i>	<i>S & M Enterprises Inc</i>	3	<i>\$28,365.00</i>	<i>\$9,927.75</i>	<i>\$600.00</i>	<i>35.00%</i>
Town of Ossining PBA Inc	S & M Enterprises Inc	3	\$28,520.00	\$9,982.00	\$700.00	35.00%
Town of Saugerties Police Benevolent Association	Gotham Productions Inc	3	\$24,880.50	\$7,464.15	\$0.00	30.00%
Town of Wallkill Volunteer Ambulance Corps Inc	Spotlight Music Productions Inc	3	\$32,003.00	\$9,000.00	\$0.00	28.12%
Town Police Fraternity Inc	Starlet Music Productions (Corbett, Herbert)	3	\$44,025.00	\$13,207.50	\$0.00	30.00%

DATA OBTAINED FROM INTERIM AND CLOSING STATEMENTS FILED BY PROFESSIONAL FUND RAISERS

CHARITABLE ORGANIZATION	PROFESSIONAL FUND RAISER	GEO. AREA	GROSS RECEIPTS	NET TO CHARITY	UNCOLLECTED PLEDGES	% TO CHARITY
<i>Ulster County Correction Officers Benevolent Association</i>	<i>Stage Door Music Productions Inc</i>	3	\$73,343.00	\$14,685.90	\$0.00	20.02%
<i>Ulster County Sheriff's Employees Association</i>	<i>Stage Door Music Productions Inc</i>	3	\$84,371.00	\$16,831.70	\$0.00	19.95%
<i>Ulster County Volunteer Firemen's Association</i>	<i>Stage Door Music Productions Inc</i>	3	\$76,375.50	\$15,275.10	\$0.00	20.00%
<i>Uniformed Fire Fighters Association of the City of New Rochelle Inc</i>	<i>S & M Enterprises Inc</i>	3	\$56,860.00	\$17,058.00	\$2,700.00	30.00%
<i>Uniformed Fire Fighters' Association of the City of Mount Vernon NY Inc</i>	<i>TCB Enterprises Inc</i>	3	\$94,166.00	\$32,958.10	\$0.00	35.00%
Village of Fishkill Police Benevolent Association	Stage Door Music Productions Inc	3	\$56,929.63	\$9,759.58	\$0.00	17.14%
<i>Village of Ossining Policemans Benevolent Association</i>	<i>National Benefit Company</i>	3	\$34,005.00	\$11,901.75	\$0.00	35.00%
Village of Saugerties Police Benevolent Association	Gotham Productions Inc	3	\$20,140.00	\$5,035.00	\$0.00	25.00%
Wappingers Falls Police Benevolent Association	Spotlight Music Productions Inc	3	\$32,544.00	\$13,000.00	\$0.00	39.95%
<i>Wappingers Falls Police Benevolent Association</i>	<i>Spotlight Music Productions Inc</i>	3	\$36,505.00	\$10,000.00	\$0.00	27.39%
Adirondack Council Inc	Share Group Inc	4	\$58,976.00	\$37,116.00	\$0.00	62.93%
Adirondack Historical Association (a/k/a Adirondack Museum)	Phoenix Resource Group Inc	4	\$71,718.00	\$37,713.19	\$19,005.00	52.59%
Albany County Deputy Sheriffs Police Benevolent Association	Nordel Publishing Inc	4	\$26,137.00	\$9,147.95	\$0.00	35.00%
<i>Albany County Sheriff's Union #775 AFSCME</i>	<i>Stage Door Music Productions Inc</i>	4	\$152,734.50	\$40,364.43	\$0.00	26.43%
City of Rensselaer Police Officers Union Inc	Gotham Productions Inc	4	\$26,427.00	\$6,606.75	\$0.00	25.00%
Cohoes Police Officers Union Inc	Stage Door Music Productions Inc	4	\$42,340.00	\$10,000.00	\$0.00	23.62%
Columbia County Correction Officers Local #3828	Stage Door Music Productions Inc	4	\$62,990.50	\$15,000.00	\$0.00	23.81%
<i>Cornerstone Soup Kitchen & Food Pantry Inc</i>	<i>Royalty Services Inc</i>	4	\$205,137.00	\$61,541.10	\$0.00	30.00%
Cyprus Temple of the A A O N M S of Albany New York	Cunningham & Moore Inc	4	\$126,785.00	\$35,048.75	\$0.00	27.64%
<i>Department of New York Veterans of Foreign Wars of the United States Inc</i>	<i>Marketing Squad Inc</i>	4	\$391,904.00	\$58,786.00	\$0.00	15.00%

DATA OBTAINED FROM INTERIM AND CLOSING STATEMENTS FILED BY PROFESSIONAL FUND RAISERS

CHARITABLE ORGANIZATION	PROFESSIONAL FUND RAISER	GEO. AREA	GROSS RECEIPTS	NET TO CHARITY	UNCOLLECTED PLEDGES	% TO CHARITY
<i>Department of New York Veterans of Foreign Wars of the United States Inc</i>	<i>Xentel Inc</i>	4	\$424,713.83	\$63,707.07	\$0.00	15.00%
Empire State American Legion Convention Committee Inc	Marketing Squad Inc	4	\$427,547.00	\$64,132.00	\$0.00	15.00%
Empire State College Foundation Inc	Lester Inc	4	\$119,542.47	\$62,321.47	\$68,433.43	52.13%
Food Pantries for the Capital District Inc	Capital District Callers Inc	4	\$259,900.00	\$155,940.00	\$0.00	60.00%
Glenville Police Benevolent Association	Nordel Publishing Inc	4	\$39,252.50	\$17,663.62	\$0.00	45.00%
Hunger Action Network of New York State	Capital District Callers Inc	4	\$116,308.00	\$63,969.40	\$0.00	55.00%
Marine Corps League-Captain William Dale O'Brien Detachment	Capital District Callers Inc	4	\$17,969.50	\$9,883.22	\$0.00	55.00%
Marine Corps League-Electric City Detachment	Capital District Callers Inc	4	\$20,779.00	\$11,428.45	\$0.00	55.00%
Marine Corps League-Troy Detachment Inc	Capital District Callers Inc	4	\$17,969.50	\$9,883.22	\$0.00	55.00%
<i>Mountain Lake Public Telecommunications Council Inc (WCPE)</i>	<i>ComNet Marketing Group Inc</i>	4	\$6,568.71	\$4,632.94	\$2,830.00	70.53%
National Organization for Women-NYS Inc	Gordon & Schwenkmeyer Inc	4	\$257,889.00	\$90,275.81	\$0.00	35.01%
National Organization for Women-NYS Foundation Inc	Gordon & Schwenkmeyer Inc	4	\$25,288.00	\$14,160.11	\$0.00	56.00%
<i>New York State Association of Chiefs of Police Inc</i>	<i>Suffolk Productions Inc</i>	4	\$562,512.00	\$168,754.00	\$0.00	30.00%
<i>New York State Association of Chiefs of Police Inc</i>	<i>Xentel Inc</i>	4	\$374,427.00	\$74,885.40	\$804,518.00	20.00%
New York State Right to Life Committee Inc	MDS Communications Corporation	4	\$351,869.00	\$194,713.00	\$120,877.00	55.34%
Niskayuna Police Benevolent Association Inc	Nordel Publishing Inc	4	\$66,073.00	\$26,059.50	\$0.00	39.44%
Northeast Mobile Search and Rescue Inc	Capital District Callers Inc	4	\$64,196.00	\$35,307.80	\$0.00	55.00%
<i>NYST Benefit Fund Inc</i>	<i>Trooper Publishing Inc</i>	4	\$560,504.87	\$139,716.95	\$0.00	24.93%
Oriental Temple AONMS	Cunningham & Moore Inc	4	\$151,472.39	\$40,177.50	\$0.00	26.52%
<i>Police Conference of New York Inc</i>	<i>Xentel Inc</i>	4	\$590,791.00	\$118,158.20	\$1,137,985.00	20.00%

DATA OBTAINED FROM INTERIM AND CLOSING STATEMENTS FILED BY PROFESSIONAL FUND RAISERS

CHARITABLE ORGANIZATION	PROFESSIONAL FUND RAISER	GEO. AREA	GROSS RECEIPTS	NET TO CHARITY	UNCOLLECTED PLEDGES	% TO CHARITY
<i>Rensselaer County Deputy Sheriffs Police Benevolent Association</i>	<i>Gotham Productions Inc</i>	4	\$55,144.50	\$16,543.35	\$0.00	30.00%
Saratoga County Deputy Sheriffs PBA	Nordel Publishing Inc	4	\$49,788.50	\$22,404.82	\$0.00	45.00%
Schenectady County Sheriffs Benevolent Association	Gotham Productions Inc	4	\$114,964.00	\$34,489.20	\$0.00	30.00%
Schenectady Police Benevolent Association	Gotham Productions Inc	4	\$143,565.45	\$35,891.37	\$0.00	25.00%
Scotia Patrolmens Benevolent Association Inc	Gotham Productions Inc	4	\$25,214.00	\$7,564.20	\$0.00	30.00%
South Glens Falls Police Benevolent Association	Royalty Services Inc	4	\$3,169.00	\$950.70	\$0.00	30.00%
<i>Special Olympics New York Inc</i>	<i>Heritage Company Inc (The)</i>	4	\$1,436,878.10	\$806,547.85	\$469,744.55	56.13%
<i>Stop the Violence Inc</i>	<i>Marketing Squad Inc</i>	4	\$88,350.00	\$17,375.00	\$0.00	19.67%
Supplemental Food Providers Inc	Royalty Services Inc	4	\$20,111.00	\$6,033.30	\$0.00	30.00%
United Jewish Federation of Northeastern NY Inc	IDT Contact Services Inc	4	\$10,935.00	\$6,680.00	\$3,213.00	61.09%
<i>Vanished Children's Alliance</i>	<i>Heritage Company Inc (The)</i>	4	\$952,557.93	\$237,037.77	\$510,482.89	24.88%
<i>WMHT Educational Telecommunications Inc</i>	<i>ComNet Marketing Group Inc</i>	4	\$78,599.00	\$40,567.15	\$0.00	51.61%
WMHT Educational Telecommunications Inc	Telecomp Inc	4	\$661,187.00	\$340,691.02	\$594,701.38	51.53%
<i>American Legion-Dunbar Post # 1642</i>	<i>Marketing Squad Inc</i>	5	\$8,726.00	\$1,745.00	\$0.00	20.00%
Auburn Police Local #195	Vee Concepts of New York Inc	5	\$67,810.00	\$27,124.00	\$0.00	40.00%
Binghamton Police Benevolent Association Inc	Northeastern Advertising (Morgan, William J)	5	\$66,855.00	\$33,427.50	\$0.00	50.00%
Binghamton Police Supervisors Association Inc	Northeastern Advertising (Morgan, William J)	5	\$22,437.50	\$11,218.75	\$0.00	50.00%
Broome County Humane Society and Relief Association	Event Marketing (Narde, James E)	5	\$26,528.00	\$7,958.40	\$0.00	30.00%
Broome County Sheriffs Department Employees Local #2012 AFSCME AFL-CIO	Stage Door Music Productions Inc	5	\$117,493.00	\$29,373.25	\$0.00	25.00%
Broome County Sheriffs Law Enforcement Officers Association	Northeastern Advertising (Morgan, William J)	5	\$44,437.50	\$22,218.75	\$0.00	50.00%
Cayuga County Deputy Sheriff's Benevolent Association	Event Marketing (Narde, James E)	5	\$48,523.00	\$20,379.66	\$0.00	42.00%

DATA OBTAINED FROM INTERIM AND CLOSING STATEMENTS FILED BY PROFESSIONAL FUND RAISERS

CHARITABLE ORGANIZATION	PROFESSIONAL FUND RAISER	GEO. AREA	GROSS RECEIPTS	NET TO CHARITY	UNCOLLECTED PLEDGES	% TO CHARITY
<i>Central New York Firemen's Association Inc</i>	<i>Caring People Enterprises Inc</i>	5	\$90,078.95	\$27,023.68	\$0.00	30.00%
Central Square Pop Warner Football Inc	Municipal Marketing (Forsyth, David)	5	\$23,540.00	\$4,708.00	\$0.00	20.00%
Central Square Recreation Baseball League Inc	Municipal Marketing (Forsyth, David)	5	\$25,753.00	\$7,725.90	\$0.00	30.00%
Chenango County Law Enforcement Association	Event Marketing (Narde, James E)	5	\$37,479.00	\$13,117.65	\$0.00	35.00%
<i>Cicero Police Benevolent Association Inc</i>	<i>Caring People Enterprises Inc</i>	5	\$47,703.00	\$15,741.99	\$0.00	33.00%
Crystal City Police Benevolent Association Inc	Event Marketing (Narde, James E)	5	\$44,550.00	\$16,929.00	\$0.00	38.00%
Deputy Sheriff's Benevolent Association of Onondaga County Inc	Stage Door Music Productions Inc	5	\$90,000.00	\$22,500.00	\$0.00	25.00%
Employees Union Tompkins County Sheriff Department	Event Marketing (Narde, James E)	5	\$55,788.00	\$27,894.00	\$0.00	50.00%
Endicott Police Benevolent Association Inc	Event Marketing (Narde, James E)	5	\$33,259.00	\$12,638.42	\$0.00	38.00%
Fulton Police Benevolent Association	Badge Publications (Littlejohn, James N)	5	\$36,426.00	\$12,749.10	\$0.00	35.00%
Herkimer County Volunteer Firemens Association Inc	Caring People Enterprises Inc	5	\$25,338.00	\$6,334.50	\$0.00	25.00%
Institute of Technology Foundation at Utica Rome Inc	Lester Inc	5	\$38,805.62	\$11,437.62	\$21,158.88	29.47%
Jefferson County Deputy Sheriff Association	Northeastern Advertising (Morgan, William J)	5	\$50,720.00	\$23,000.00	\$0.00	45.35%
Jefferson County Deputy Sheriff Association	Stage Door Music Productions Inc	5	\$90,875.00	\$18,180.95	\$0.00	20.01%
John E Creedon Police Benevolent Association of Utica NY Inc	Municipal Marketing (Forsyth, David)	5	\$108,501.00	\$32,995.60	\$0.00	30.41%
Johnson City Police Association	Northeastern Advertising (Morgan, William J)	5	\$26,515.00	\$10,606.00	\$0.00	40.00%
Lake City Police Club	Badge Publications (Littlejohn, James N)	5	\$38,766.00	\$13,568.10	\$0.00	35.00%
Mattydale Liverpool North Syracuse Vikings Inc	Municipal Marketing (Forsyth, David)	5	\$14,225.00	\$4,551.00	\$0.00	31.99%
<i>New York State Deputies Association Inc</i>	<i>Midwest Publishing-DN Inc</i>	5	\$372,156.42	\$63,266.59	\$0.00	17.00%
New York State Jaycees Inc	Marketing Squad Inc	5	\$177,429.00	\$26,614.00	\$0.00	15.00%
North Syracuse Police Benevolent Association	Municipal Marketing (Forsyth, David)	5	\$11,795.00	\$3,413.75	\$0.00	28.94%
<i>Northern New York Volunteer Firemens Association Inc</i>	<i>Caring People Enterprises Inc</i>	5	\$77,207.00	\$19,301.75	\$0.00	25.00%

DATA OBTAINED FROM INTERIM AND CLOSING STATEMENTS FILED BY PROFESSIONAL FUND RAISERS

CHARITABLE ORGANIZATION	PROFESSIONAL FUND RAISER	GEO. AREA	GROSS RECEIPTS	NET TO CHARITY	UNCOLLECTED PLEDGES	% TO CHARITY
Norwich Police Benevolent Association	Event Marketing (Narde, James E)	5	\$21,662.00	\$10,831.00	\$0.00	50.00%
<i>Oneonta Police Benevolent Association</i>	<i>Event Marketing (Narde, James E)</i>	5	<i>\$46,960.00</i>	<i>\$17,844.80</i>	<i>\$0.00</i>	<i>38.00%</i>
Onondaga County Deputy Sheriffs Police Association Inc	Municipal Marketing (Forsyth, David)	5	\$142,639.00	\$42,791.00	\$0.00	30.00%
Onondaga County Volunteer Firemen's Association Inc	Caring People Enterprises Inc	5	\$113,701.87	\$34,110.56	\$0.00	30.00%
<i>Otsego County Deputy Sheriffs Police Benevolent Association</i>	<i>Event Marketing (Narde, James E)</i>	5	<i>\$46,655.00</i>	<i>\$16,329.25</i>	<i>\$0.00</i>	<i>35.00%</i>
Owego Police Benevolent Association	Vee Concepts of New York Inc	5	\$13,000.00	\$13,000.00	\$0.00	100.00%
Potsdam Police Protective Association	Stage Door Music Productions Inc	5	\$35,768.00	\$6,438.24	\$0.00	18.00%
<i>Public Broadcasting Council of Central NY Inc (WCNY)</i>	<i>ComNet Marketing Group Inc</i>	5	<i>\$54,502.00</i>	<i>\$33,661.11</i>	<i>\$0.00</i>	<i>61.76%</i>
<i>Sheriff's Silver Star Association Inc</i>	<i>Stage Door Music Productions Inc</i>	5	<i>\$101,745.47</i>	<i>\$25,005.55</i>	<i>\$0.00</i>	<i>24.58%</i>
Solvay Police Benevolent Association Inc	Municipal Marketing (Forsyth, David)	5	\$29,173.00	\$7,293.25	\$0.00	25.00%
Southern Tier Canine Association Inc	Northeastern Advertising (Morgan, William J)	5	\$17,835.00	\$8,917.50	\$0.00	50.00%
<i>St. Lawrence Valley Educational Television Council Inc</i>	<i>ComNet Marketing Group Inc</i>	5	<i>\$15,627.00</i>	<i>\$6,330.05</i>	<i>\$0.00</i>	<i>40.51%</i>
Syracuse Police Benevolent Association	Municipal Marketing (Forsyth, David)	5	\$122,442.00	\$40,405.86	\$0.00	33.00%
Syracuse Symphony Orchestra Inc	DCM Inc	5	\$155,563.00	\$74,357.72	\$0.00	47.80%
Syracuse Symphony Orchestra Inc	DCM Inc	5	\$193,458.00	\$97,003.47	\$0.00	50.14%
Syracuse Symphony Orchestra Inc	Phoenix Resource Group Inc	5	\$79,084.00	\$36,084.00	\$26,558.00	45.63%
Vestal Police Benevolent Association Inc	Event Marketing (Narde, James E)	5	\$60,174.00	\$22,866.12	\$0.00	38.00%
Watertown Police Benevolent Association	Stage Door Music Productions Inc	5	\$87,440.00	\$17,519.67	\$0.00	20.04%
<i>WSKG Public Telecommunications Council</i>	<i>ComNet Marketing Group Inc</i>	5	<i>\$28,433.00</i>	<i>\$14,023.25</i>	<i>\$0.00</i>	<i>49.32%</i>
Bath Police Benevolent Association	Event Marketing (Narde, James E)	6	\$31,785.50	\$11,124.93	\$0.00	35.00%
<i>Bath Police Benevolent Association</i>	<i>Event Marketing (Narde, James E)</i>	6	<i>\$31,233.00</i>	<i>\$10,931.55</i>	<i>\$0.00</i>	<i>35.00%</i>
Big Flats Masonic Lodge #378	Theodore Productions Inc	6	\$8,080.00	\$1,000.00	\$2,660.00	12.38%

DATA OBTAINED FROM INTERIM AND CLOSING STATEMENTS FILED BY PROFESSIONAL FUND RAISERS

CHARITABLE ORGANIZATION	PROFESSIONAL FUND RAISER	GEO. AREA	GROSS RECEIPTS	NET TO CHARITY	UNCOLLECTED PLEDGES	% TO CHARITY
Chemung County Corrections Officers Local #3978	Northeastern Advertising (Morgan, William J)	6	\$29,140.00	\$10,199.00	\$0.00	35.00%
<i>Chemung County Deputy Sheriffs Association</i>	<i>Event Marketing (Narde, James E)</i>	6	<i>\$67,910.00</i>	<i>\$28,522.20</i>	<i>\$0.00</i>	<i>42.00%</i>
Chemung County Emergency Protective Inc	Northeastern Advertising (Morgan, William J)	6	\$14,745.00	\$4,423.50	\$0.00	30.00%
Dazzle School of Visual and Performing Arts Inc	Caring People Enterprises Inc	6	\$53,022.26	\$13,255.56	\$0.00	25.00%
Deputies Association of the County of Steuben	Event Marketing (Narde, James E)	6	\$68,309.00	\$30,739.05	\$0.00	45.00%
Eastridge Kiwanis Charitable Foundation Inc	Marketing Squad Inc	6	\$101,697.00	\$25,424.00	\$0.00	25.00%
Elmira Heights Police Benevolent Association Inc	Event Marketing (Narde, James E)	6	\$42,395.00	\$16,110.10	\$0.00	38.00%
Farm Sanctuary Inc	Aria Communications Corporation	6	\$37,613.08	\$6,684.58	\$16,885.92	17.77%
Greater Rochester Junior Chamber of Commerce Inc	Marketing Squad Inc	6	\$79,168.00	\$22,755.00	\$0.00	28.74%
<i>Greece Police Gold Badge Club</i>	<i>Stage Door Music Productions Inc</i>	6	<i>\$117,852.81</i>	<i>\$30,334.54</i>	<i>\$0.00</i>	<i>25.74%</i>
<i>Green Acres of Rochester NY Inc</i>	<i>Marketing Squad Inc</i>	6	<i>\$184,486.00</i>	<i>\$36,897.00</i>	<i>\$0.00</i>	<i>20.00%</i>
<i>Horseheads Police Benevolent Association Inc</i>	<i>Event Marketing (Narde, James E)</i>	6	<i>\$62,868.00</i>	<i>\$28,290.60</i>	<i>\$0.00</i>	<i>45.00%</i>
Kiwanis Club of Rochester NY Inc	Marketing Squad Inc	6	\$61,237.00	\$15,309.00	\$0.00	25.00%
<i>Monroe County Volunteer Firemen's Association Inc</i>	<i>Caring People Enterprises Inc</i>	6	<i>\$37,830.00</i>	<i>\$11,349.00</i>	<i>\$0.00</i>	<i>30.00%</i>
New York Law Enforcement Association Inc	Stage Door Music Productions Inc	6	\$197,031.19	\$42,317.17	\$0.00	21.48%
Planned Parenthood of the Rochester Syracuse Region Inc	MJM & Associates Inc	6	\$20,841.00	\$10,849.99	\$11,290.00	52.06%
Planned Parenthood of the Rochester Syracuse Region Inc	MJM & Associates Inc	6	\$20,439.00	\$11,906.16	\$10,375.00	58.25%
<i>Police Benevolent Association of Elmira New York Inc</i>	<i>Northeastern Advertising (Morgan, William J)</i>	6	<i>\$65,898.00</i>	<i>\$32,949.00</i>	<i>\$0.00</i>	<i>50.00%</i>
Rochester Philharmonic Orchestra Inc	Telecomp Inc	6	\$438,134.51	\$326,815.25	\$118,548.75	74.59%
Southside Cyclones Football Club Inc	Caring People Enterprises Inc	6	\$26,586.00	\$6,646.50	\$0.00	25.00%
<i>Southwest Rochester Kiwanis Foundation Inc</i>	<i>Marketing Squad Inc</i>	6	<i>\$10,775.00</i>	<i>\$2,155.00</i>	<i>\$0.00</i>	<i>20.00%</i>
Watkins Glen Police Benevolent Association Inc	Northeastern Advertising (Morgan, William J)	6	\$28,655.00	\$12,894.75	\$0.00	45.00%
<i>WXXI Public Broadcasting Council</i>	<i>Phone Bank Systems Inc</i>	6	<i>\$178,210.47</i>	<i>\$94,332.55</i>	<i>\$24,396.22</i>	<i>52.93%</i>

DATA OBTAINED FROM INTERIM AND CLOSING STATEMENTS FILED BY PROFESSIONAL FUND RAISERS

CHARITABLE ORGANIZATION	PROFESSIONAL FUND RAISER	GEO. AREA	GROSS RECEIPTS	NET TO CHARITY	UNCOLLECTED PLEDGES	% TO CHARITY
<i>Albion Emergency Squad Inc</i>	<i>Spotlight Music Productions Inc</i>	7	\$36,517.00	\$9,152.00	\$0.00	25.06%
<i>Allegany County Deputy Sheriffs Association Inc</i>	<i>Event Marketing (Narde, James E)</i>	7	\$51,770.00	\$18,119.50	\$0.00	35.00%
<i>Badge and Shield Club Inc</i>	<i>Campaign Headquarters Inc</i>	7	\$86,926.00	\$28,685.58	\$0.00	33.00%
<i>Batavia Police Benevolent Association</i>	<i>Niagara Frontier Advertising Associates Inc</i>	7	\$15,000.00	\$10,000.00	\$0.00	66.67%
Buffalo Philharmonic Orchestra Society Inc	Phoenix Resource Group Inc	7	\$428,629.50	\$213,119.50	\$218,000.00	49.72%
<i>Cattaraugus County Sheriff's Employees' Benevolent Association</i>	<i>Event Marketing (Narde, James E)</i>	7	\$62,833.00	\$21,991.55	\$0.00	35.00%
Cattaraugus County Sheriff's Employees' Benevolent Association	Event Marketing (Narde, James E)	7	\$64,808.00	\$22,682.80	\$0.00	35.00%
<i>Cayuga Club Police Benevolent Association Inc</i>	<i>Spotlight Music Productions Inc</i>	7	\$57,375.00	\$19,001.00	\$0.00	33.12%
<i>Cheektowaga Police Captains and Lieutenants Association</i>	<i>Civic Partners (Warburton, Donald)</i>	7	\$79,581.00	\$25,000.00	\$0.00	31.41%
Cheektowaga Police Club Inc	Niagara Frontier Advertising Associates Inc	7	\$50,482.09	\$13,850.00	\$0.00	27.44%
<i>City of Tonawanda Frontier Police Club</i>	<i>Niagara Frontier Advertising Associates Inc</i>	7	\$11,735.00	\$10,000.00	\$0.00	85.22%
Crime Prevention Association of Western New York Inc	Stage Door Music Productions Inc	7	\$35,209.00	\$8,098.07	\$0.00	23.00%
Hickory Club Patrolmens Benevolent Association Inc	Spotlight Music Productions Inc	7	\$29,320.00	\$14,000.00	\$6,255.00	47.75%
<i>Kenmore Club Police Benevolent Association Inc</i>	<i>Niagara Frontier Advertising Associates Inc</i>	7	\$16,306.03	\$13,000.00	\$0.00	79.73%
Niagara County Deputy Sheriffs Association Inc	Stage Door Music Productions Inc	7	\$167,707.80	\$33,541.56	\$0.00	20.00%
<i>Niagara Falls New York Police Athletic League</i>	<i>Campaign Headquarters Inc</i>	7	\$72,552.50	\$15,961.50	\$0.00	22.00%
Niagara Falls New York Police Athletic League	Campaign Headquarters Inc	7	\$82,180.00	\$27,941.00	\$0.00	34.00%
North Tonawanda Policemen Benevolent Association Inc	Stage Door Music Productions Inc	7	\$65,373.53	\$13,481.00	\$0.00	20.62%
<i>Orleans County Deputy Sheriffs Association Inc</i>	<i>Spotlight Music Productions Inc</i>	7	\$33,524.00	\$8,500.00	\$0.00	25.36%
Orleans County Deputy Sheriffs Association Inc	Spotlight Music Productions Inc	7	\$33,448.00	\$8,417.00	\$0.00	25.16%
<i>Parents of Retarded Children Camp Fund Inc</i>	<i>Marketing Squad Inc</i>	7	\$283,858.00	\$56,772.00	\$0.00	20.00%
Perry F Barrett Police Club	Municipal Marketing (Forsyth, David)	7	\$44,400.00	\$8,880.00	\$0.00	20.00%

DATA OBTAINED FROM INTERIM AND CLOSING STATEMENTS FILED BY PROFESSIONAL FUND RAISERS

CHARITABLE ORGANIZATION	PROFESSIONAL FUND RAISER	GEO. AREA	GROSS RECEIPTS	NET TO CHARITY	UNCOLLECTED PLEDGES	% TO CHARITY
Police Captains and Lieutenants Association of Erie County Inc	Civic Partners (Warburton, Donald)	7	\$64,172.00	\$27,500.00	\$0.00	42.85%
Self Help for Hard of Hearing People Western NY Chapter	Marketing Squad Inc	7	\$5,168.00	\$775.00	\$0.00	15.00%
<i>South Lockport Fire Company Inc</i>	<i>Spotlight Music Productions Inc</i>	7	<i>\$52,334.00</i>	<i>\$13,084.00</i>	<i>\$0.00</i>	<i>25.00%</i>
Uniformed Professional Fire Fighters Association Tonawanda NY	Stage Door Music Productions Inc	7	\$37,961.00	\$5,728.97	\$0.00	15.09%
<i>Western New York Public Broadcasting Association</i>	<i>Phone Bank Systems Inc</i>	7	<i>\$180,583.58</i>	<i>\$98,418.76</i>	<i>\$12,755.12</i>	<i>54.50%</i>
Western New York Volunteer Firemens Association	Caring People Enterprises Inc	7	\$66,251.00	\$23,350.35	\$0.00	35.25%
Adventist Development and Relief Agency International	Infocision Management Corporation	8	\$44,152.38	\$23,004.62	\$0.00	52.10%
Alley Cat Allies Inc	Share Group Inc	8	\$129,964.00	\$56,618.00	\$0.00	43.56%
Alliance for Retired Americans	Outreach Associates Inc	8	\$14,832.00	\$1,186.00	\$0.00	8.00%
America's Athletes with Disabilities Inc	Public Interest Communications Inc	8	\$47,393.00	\$8,785.68	\$18,355.00	18.54%
<i>America's Athletes With Disabilities Inc</i>	<i>Contract Communications Inc</i>	8	<i>\$504,507.00</i>	<i>\$85,766.00</i>	<i>\$12,675.00</i>	<i>17.00%</i>
American Association of State Troopers Inc	Safety Publications Inc	8	\$558,100.48	\$111,620.10	\$35,000.00	20.00%
<i>American Association of the Deaf-Blind</i>	<i>Heritage Company Inc (The)</i>	8	<i>\$974,380.70</i>	<i>\$301,596.63</i>	<i>\$312,185.47</i>	<i>30.95%</i>
American Association of University Women Inc	Outreach Associates Inc	8	\$169,307.00	\$3,099.00	\$0.00	1.83%
<i>American Breast Cancer Foundation Inc</i>	<i>Allan C Hill Productions Inc</i>	8	<i>\$31,135.00</i>	<i>\$3,736.20</i>	<i>\$9,202.00</i>	<i>12.00%</i>
<i>American Breast Cancer Foundation Inc</i>	<i>Bristol Marketing Associates Inc</i>	8	<i>\$48,265.66</i>	<i>\$8,497.94</i>	<i>\$83,899.50</i>	<i>17.61%</i>
<i>American Breast Cancer Foundation Inc</i>	<i>Data Communications Inc</i>	8	<i>\$35,063.00</i>	<i>\$4,207.56</i>	<i>\$0.00</i>	<i>12.00%</i>
<i>American Breast Cancer Foundation Inc</i>	<i>Reese Teleservices Inc</i>	8	<i>\$239,322.00</i>	<i>\$28,719.00</i>	<i>\$1,318,429.00</i>	<i>12.00%</i>
American Breast Cancer Foundation Inc	Royalty Services Inc	8	\$95,656.00	\$11,478.72	\$0.00	12.00%
<i>American Council of the Blind Inc</i>	<i>Integral Resources Inc</i>	8	<i>\$376,566.95</i>	<i>\$150,000.00</i>	<i>\$177,855.05</i>	<i>39.83%</i>
<i>American Council of the Blind Inc</i>	<i>Integral Resources Inc</i>	8	<i>\$118,563.89</i>	<i>\$0.00</i>	<i>\$165,740.01</i>	<i>0.00%</i>
American Diabetes Association Inc	A. D. P. Publications Inc	8	\$112,224.00	\$25,250.40	\$0.00	22.50%

DATA OBTAINED FROM INTERIM AND CLOSING STATEMENTS FILED BY PROFESSIONAL FUND RAISERS

CHARITABLE ORGANIZATION	PROFESSIONAL FUND RAISER	GEO. AREA	GROSS RECEIPTS	NET TO CHARITY	UNCOLLECTED PLEDGES	% TO CHARITY
American Diabetes Association Inc	Infocision Management Corporation	8	\$1,715,037.00	\$883,941.30	\$0.00	51.54%
American Farmland Trust	Share Group Inc	8	\$7,667.00	(\$2,903.00)	\$0.00	-37.86%
American Heart Association Inc	Infocision Management Corporation	8	\$1,173,149.00	\$538,037.00	\$0.00	45.86%
American Institute for Cancer Research Inc	Infocision Management Corporation	8	\$1,396,001.64	\$358,683.00	\$0.00	25.69%
American Israel Public Affairs Committee	IDT Contact Services Inc	8	\$102,788.00	\$67,911.00	\$108,528.00	66.07%
American Kidney Fund Inc	Infocision Management Corporation	8	\$1,200.00	\$0.00	\$0.00	0.00%
American Lebanese Syrian Associated Charities Inc (a/k/a St Jude Children's Research Hospital)	Infocision Management Corporation	8	\$5,472,235.40	\$3,832,450.40	\$0.00	70.03%
American Leprosy Missions Inc	MDS Communications Corporation	8	\$142,747.00	\$92,670.00	\$25,321.00	64.92%
American Veteran Relief Foundation	S & E Marketing Ltd	8	\$31,678.00	\$3,168.00	\$0.00	10.00%
American Veteran Relief Foundation	Standard Call (The) (Sandone, Michael A)	8	\$12,261.00	\$2,084.37	\$0.00	17.00%
AOPA Air Safety Foundation Inc	Telefund Inc	8	\$884,181.88	\$582,380.88	\$242,506.00	65.87%
Appalachian Mountain Club	Share Group Inc	8	\$301,694.00	\$133,428.00	\$0.00	44.23%
Arthritis Foundation Inc	Infocision Management Corporation	8	\$89,458.00	\$80,091.81	\$0.00	89.53%
Association for Disabled Firefighters Inc	S & E Marketing Ltd	8	\$298,901.00	\$29,890.10	\$0.00	10.00%
<i>Association for Firefighters and Paramedics Inc</i>	<i>Marketing Squad Inc</i>	8	<i>\$19,043.00</i>	<i>\$1,904.00</i>	<i>\$0.00</i>	<i>10.00%</i>
<i>Association for Firefighters and Paramedics Inc</i>	<i>New Liberty Promotions Inc</i>	8	<i>\$228,499.61</i>	<i>\$20,772.69</i>	<i>\$0.00</i>	<i>9.09%</i>
<i>Association for Firefighters and Paramedics Inc</i>	<i>TCB Enterprises Inc</i>	8	<i>\$45,734.00</i>	<i>\$4,573.40</i>	<i>\$0.00</i>	<i>10.00%</i>
B'nai B'rith	Telefund Inc	8	\$84,636.00	\$13,305.76	\$67,234.00	15.72%
Boston Ballet Inc	SD&A Teleservices Inc	8	\$300,882.00	\$170,735.00	\$42,475.00	56.74%
Brady Campaign to Prevent Gun Violence	Outreach Associates Inc	8	\$179,083.00	\$62,706.00	\$0.00	35.02%
Brady Campaign to Prevent Gun Violence	SD&A Teleservices Inc	8	\$6,895.00	(\$2,353.00)	\$5,385.00	-34.13%
Brady Campaign to Prevent Gun Violence	Share Group Inc	8	\$301,781.00	\$144,845.00	\$0.00	48.00%

DATA OBTAINED FROM INTERIM AND CLOSING STATEMENTS FILED BY PROFESSIONAL FUND RAISERS

CHARITABLE ORGANIZATION	PROFESSIONAL FUND RAISER	GEO. AREA	GROSS RECEIPTS	NET TO CHARITY	UNCOLLECTED PLEDGES	% TO CHARITY
Bread for the World Inc	Share Group Inc	8	\$278,000.00	\$61,716.00	\$0.00	22.20%
<i>Cancer Center for Detection and Prevention</i>	<i>Bee LC</i>	8	\$698,068.07	\$70,701.16	\$305,006.93	10.13%
Cancer Fund of America Inc	Barry E Schmoyer & Associates Inc	8	\$27,440.00	\$4,116.00	\$58,765.00	15.00%
<i>Cancer Fund of America Inc</i>	<i>Bee LC</i>	8	\$524,044.42	\$52,958.01	\$74,677.58	10.11%
<i>Cancer Fund of America Inc</i>	<i>Civic Development Group LLC</i>	8	\$740,193.00	\$91,599.00	\$0.00	12.38%
<i>Cancer Recovery Foundation of America</i>	<i>Contract Communications Inc</i>	8	\$2,145,416.00	\$429,083.00	\$696,272.00	20.00%
<i>Cancer Recovery Foundation of America</i>	<i>Integral Resources Inc</i>	8	\$183,747.40	\$72,000.00	\$82,211.13	39.18%
Cancer Recovery Foundation of America	Public Interest Communications Inc	8	\$100.00	(\$1,303.50)	\$200.00	-1303.50%
<i>Caring For Our Children Foundation</i>	<i>Midwest Publishing-DN Inc</i>	8	\$447,648.68	\$44,764.88	\$0.00	10.00%
Center for Victims of Torture	Share Group Inc	8	\$63,705.00	\$35,981.00	\$0.00	56.48%
Chesapeake Bay Foundation Inc	Share Group Inc	8	\$310,882.00	\$69,124.00	\$0.00	22.23%
Children's Charity Fund Inc	All Star Productions (Messmore, Barbara)	8	\$4,990.00	\$998.00	\$0.00	20.00%
Children's Charity Fund Inc	Caring People Enterprises Inc	8	\$52,721.50	\$10,544.30	\$0.00	20.00%
Children's Charity Fund Inc	Royalty Services Inc	8	\$8,500.00	\$2,155.00	\$0.00	25.35%
Children's Wish Foundation International Inc	Facter Direct Ltd	8	\$867,297.00	\$236,045.00	\$73,117.00	27.22%
Children's Wish Foundation International Inc	Heritage Company Inc (The)	8	\$8,064,044.27	\$2,582,181.41	\$2,469,601.55	32.02%
Christian Advocates Serving Evangelism Inc	Infocision Management Corporation	8	\$6,884,568.14	\$5,403,018.15	\$0.00	78.48%
Christian Appalachian Project Inc	Public Interest Communications Inc	8	\$730,085.00	\$638,753.00	\$0.00	87.49%
Christian Coalition of America Inc	MDS Communications Corporation	8	\$380,659.00	\$140,584.00	\$138,884.00	36.93%
Christian Research Institute Inc	Infocision Management Corporation	8	\$256,233.15	\$57,674.80	\$0.00	22.51%
Civil War Preservation Trust	Public Interest Communications Inc	8	\$74,738.91	\$7,921.05	\$62,880.09	10.60%
Coalition of Police and Sheriffs Inc	S & E Marketing Ltd	8	\$331,108.00	\$33,111.00	\$0.00	10.00%
Coalition of Police and Sheriffs Inc	S & E Marketing Ltd	8	\$268,389.63	\$26,838.97	\$0.00	10.00%

DATA OBTAINED FROM INTERIM AND CLOSING STATEMENTS FILED BY PROFESSIONAL FUND RAISERS

CHARITABLE ORGANIZATION	PROFESSIONAL FUND RAISER	GEO. AREA	GROSS RECEIPTS	NET TO CHARITY	UNCOLLECTED PLEDGES	% TO CHARITY
<i>Colonial Williamsburg Foundation</i>	<i>Factor Direct Ltd</i>	8	\$695,057.00	\$289,182.00	\$260,067.00	41.61%
Committee for Missing Children Inc	Xentel Inc	8	\$2,336,370.98	\$253,637.09	\$1,998,072.00	10.86%
Common Cause	Outreach Associates Inc	8	\$389,421.00	\$165,698.00	\$0.00	42.55%
Common Cause	Public Interest Communications Inc	8	\$56,291.50	\$19,650.31	\$29,550.50	34.91%
Concerned Women for America	Infocision Management Corporation	8	\$1,388,330.82	\$590,029.50	\$0.00	42.50%
Concerned Women for America	MDS Communications Corporation	8	\$455,101.00	\$0.00	\$537,781.00	0.00%
<i>Connecticut Players Foundation Inc (Long Wharf Theatre)</i>	<i>DCM Inc</i>	8	\$520,826.00	\$384,995.34	\$0.00	73.92%
Cooperative for Assistance and Relief Everywhere Inc (CARE)	MDS Communications Corporation	8	\$2,459,423.00	\$1,701,473.00	\$484,341.00	69.18%
Defeat Diabetes Foundation Inc	All Star Productions (Messmore, Barbara)	8	\$12,170.00	\$3,042.50	\$0.00	25.00%
<i>Defeat Diabetes Foundation Inc</i>	<i>Campaign Center Inc (The)</i>	8	\$166,946.00	\$33,390.00	\$0.00	20.00%
<i>Defeat Diabetes Foundation Inc</i>	<i>Caring People Enterprises Inc</i>	8	\$105,382.03	\$21,076.41	\$0.00	20.00%
<i>Defeat Diabetes Foundation Inc</i>	<i>Standard Call (The) (Sandone, Michael A)</i>	8	\$4,650.00	\$1,206.00	\$0.00	25.94%
Defenders of Wildlife Inc	Public Interest Communications Inc	8	\$635,730.50	(\$105,690.69)	\$94,707.00	-16.63%
Dian Fossey Gorilla Fund International Inc	Outreach Associates Inc	8	\$35,701.00	\$14,287.00	\$0.00	40.02%
Disabled Firefighters Fund	S & E Marketing Ltd	8	\$327,784.00	\$32,778.00	\$0.00	10.00%
Disabled Firefighters Fund	S & E Marketing Ltd	8	\$682,785.56	\$68,278.56	\$0.00	10.00%
Doris Day Animal League	Public Interest Communications Inc	8	\$159,499.00	\$102,750.74	\$0.00	64.42%
<i>Earthjustice</i>	<i>Factor Direct Ltd</i>	8	\$57,994.00	\$17,143.00	\$17,143.00	29.56%
Earthjustice	Share Group Inc	8	\$144,935.00	\$60,581.00	\$0.00	41.80%
Earthjustice	Telefund Inc	8	\$228,955.20	\$91,996.71	\$61,325.80	40.18%
Easter Seals Inc	Infocision Management Corporation	8	\$423,000.00	\$297.17	\$0.00	0.07%
Educational Media Foundation	MDS Communications Corporation	8	\$629,720.00	\$523,544.00	\$506,837.00	83.14%

DATA OBTAINED FROM INTERIM AND CLOSING STATEMENTS FILED BY PROFESSIONAL FUND RAISERS

CHARITABLE ORGANIZATION	PROFESSIONAL FUND RAISER	GEO. AREA	GROSS RECEIPTS	NET TO CHARITY	UNCOLLECTED PLEDGES	% TO CHARITY
Epilepsy Foundation of America	Infocision Management Corporation	8	\$151,130.28	\$25,793.09	\$0.00	17.07%
Field Museum of Natural History	Share Group Inc	8	\$327,855.00	\$244,852.00	\$0.00	74.68%
<i>Fire Victims Charitable Foundation Inc</i>	<i>Midwest Publishing-DN Inc</i>	8	<i>\$219,883.11</i>	<i>\$32,982.42</i>	<i>\$0.00</i>	<i>15.00%</i>
Food for the Hungry Inc	MDS Communications Corporation	8	\$276,437.00	\$198,223.00	\$57,062.00	71.71%
Foundation for a Christian Civilization Inc	Univision Marketing Group Inc	8	\$55,269.00	\$19,431.32	\$4,329.00	35.16%
Foundation for National Progress	Telefund Inc	8	\$187,635.00	\$7,966.83	\$229,370.00	4.25%
Greenpeace Fund Inc.	Aria Communications Corporation	8	\$110,714.64	\$74,984.82	\$38,838.36	67.73%
Greenpeace Inc	Donor Services Group LLC	8	\$1,174,125.00	\$446,158.00	\$650,693.00	38.00%
Greenpeace Inc	Donor Services Group LLC	8	\$736,737.00	\$116,759.00	\$629,535.00	15.85%
<i>Heart Support of America Inc</i>	<i>Bee LC</i>	8	<i>\$442,259.78</i>	<i>\$71,984.25</i>	<i>\$284,984.72</i>	<i>16.28%</i>
Heifer Project International Inc	Outreach Associates Inc	8	\$461,102.00	\$222,575.00	\$0.00	48.27%
Heritage Foundation Inc (DC)	Facter Direct Ltd	8	\$690,424.00	\$74,528.00	\$0.00	10.79%
Hispanic Scholarship Fund	Outreach Associates Inc	8	\$12,616.00	(\$309.00)	\$0.00	-2.45%
Holt International Children's Service Inc	MDS Communications Corporation	8	\$50,416.00	\$26,262.00	\$24,648.00	52.09%
Hope Cancer Fund	Gelmar Ltd	8	\$4,365.00	\$873.00	\$0.00	20.00%
Human Rights Campaign Inc	Share Group Inc	8	\$1,571,605.00	\$801,261.00	\$0.00	50.98%
Human Rights Campaign Inc	Telefund Inc	8	\$2,471,301.19	\$1,568,138.89	\$0.00	63.45%
Humane Society of the United States Inc	Share Group Inc	8	\$1,562,814.00	\$113,686.00	\$0.00	7.27%
Interfaith Alliance Inc	Facter Direct Ltd	8	\$624,196.00	\$210,238.00	\$191,732.00	33.68%
Interfaith Alliance Inc	Outreach Associates Inc	8	\$116,478.00	\$8,331.00	\$0.00	7.15%
Interfaith Alliance Inc	Public Interest Communications Inc	8	\$13,484.00	\$2,395.82	\$0.00	17.77%
Interfaith Alliance Inc	Share Group Inc	8	\$28,987.00	\$16,824.00	\$0.00	58.04%
International Campaign for Tibet	Public Interest Communications Inc	8	\$170,242.00	\$25,952.76	\$42,613.00	15.24%

DATA OBTAINED FROM INTERIM AND CLOSING STATEMENTS FILED BY PROFESSIONAL FUND RAISERS

CHARITABLE ORGANIZATION	PROFESSIONAL FUND RAISER	GEO. AREA	GROSS RECEIPTS	NET TO CHARITY	UNCOLLECTED PLEDGES	% TO CHARITY
International Fellowship of Christians and Jews Inc	Infocision Management Corporation	8	\$1,426,012.54	\$1,076,186.80	\$0.00	75.47%
International Fund for Animal Welfare Inc	Share Group Inc	8	\$104,507.00	(\$32,048.00)	\$0.00	-30.67%
<i>International Union of Police Associations AFL-CIO</i>	<i>LAS LLC</i>	8	<i>\$1,054,365.38</i>	<i>\$245,000.00</i>	<i>\$0.00</i>	<i>23.24%</i>
International Union of Police Associations AFL-CIO	LAS LLC	8	\$2,438,309.50	\$375,000.00	\$0.00	15.38%
Jane Goodall Institute for Wildlife Research Education and Conservation	Outreach Associates Inc	8	\$284,614.00	\$133,418.00	\$0.00	46.88%
<i>Junior Police Academy</i>	<i>TCB Enterprises Inc</i>	8	<i>\$22,892.00</i>	<i>\$3,329.55</i>	<i>\$785.00</i>	<i>14.54%</i>
<i>Kids Wish Network Inc</i>	<i>Reese Teleservices Inc</i>	8	<i>\$512,764.00</i>	<i>\$61,532.00</i>	<i>\$1,048,993.00</i>	<i>12.00%</i>
League of Conservation Voters Inc	Telefund Inc	8	\$249,273.75	\$55,616.80	\$177,694.25	22.31%
League of Women Voters Education Fund	Share Group Inc	8	\$35,000.00	\$29,987.00	\$0.00	85.68%
League of Women Voters of the United States	Outreach Associates Inc	8	\$142,871.86	\$35,365.00	\$0.00	24.75%
League of Women Voters of the United States	Share Group Inc	8	\$78,605.00	\$48,478.00	\$0.00	61.67%
Life Issues Institute Inc	MDS Communications Corporation	8	\$108,489.00	\$49,959.00	\$43,894.00	46.05%
MAP International	MDS Communications Corporation	8	\$42,400.00	\$27,859.00	\$16,903.00	65.71%
Mercy Corps	MDS Communications Corporation	8	\$488,559.00	\$338,495.00	\$164,400.00	69.28%
Miracle Flights for Kids	Tele-Response Center Inc	8	\$1,801,787.29	\$575,287.40	\$0.00	31.93%
Mothers Against Drunk Driving	DialAmerica Marketing Inc	8	\$2,197,545.00	\$634,195.00	\$1,310,259.00	28.86%
<i>Mothers Against Drunk Driving</i>	<i>Heritage Company Inc (The)</i>	8	<i>\$3,632,105.15</i>	<i>\$1,857,943.02</i>	<i>\$1,067,902.68</i>	<i>51.15%</i>
<i>Mothers Against Drunk Driving</i>	<i>Heritage Company Inc (The)</i>	8	<i>\$385,700.16</i>	<i>\$192,850.07</i>	<i>\$124,870.84</i>	<i>50.00%</i>
Mothers Against Drunk Driving	Public Interest Communications Inc	8	\$327,982.93	\$167,957.42	\$0.00	51.21%
<i>Multiple Sclerosis Association of America Inc</i>	<i>Heritage Company Inc (The)</i>	8	<i>\$5,346,569.59</i>	<i>\$2,295,404.97</i>	<i>\$1,385,847.41</i>	<i>42.93%</i>
Multiple Sclerosis Association of America Inc	Tele-Response Center Inc	8	\$471,715.37	\$129,943.05	\$0.00	27.55%
<i>NARAL Pro-Choice America</i>	<i>EARTHtel Inc</i>	8	<i>\$743,831.00</i>	<i>\$458,857.45</i>	<i>\$0.00</i>	<i>61.69%</i>

DATA OBTAINED FROM INTERIM AND CLOSING STATEMENTS FILED BY PROFESSIONAL FUND RAISERS

CHARITABLE ORGANIZATION	PROFESSIONAL FUND RAISER	GEO. AREA	GROSS RECEIPTS	NET TO CHARITY	UNCOLLECTED PLEDGES	% TO CHARITY
NARAL Pro-Choice America	Facter Direct Ltd	8	\$748,647.00	\$415,843.00	\$213,765.00	55.55%
<i>NARAL Pro-Choice America</i>	<i>Gordon & Schwenkmeyer Inc</i>	8	<i>\$506,065.12</i>	<i>\$11,344.04</i>	<i>\$0.00</i>	<i>2.24%</i>
NARAL Pro-Choice America	Harris Direct	8	\$89,054.25	\$5,718.25	\$33,827.75	6.42%
NARAL Pro-Choice America	Outreach Associates Inc	8	\$399,960.00	\$48,679.00	\$0.00	12.17%
NARAL Pro-Choice America	Public Interest Communications Inc	8	\$65,543.00	(\$13,876.68)	\$62,445.00	-21.17%
NARAL Pro-Choice America	SD&A Teleservices Inc	8	\$266,667.00	(\$56,974.00)	\$359,925.00	-21.37%
NARAL Pro-Choice America	Share Group Inc	8	\$969,296.00	\$692,490.00	\$0.00	71.44%
National Aquarium in Baltimore Inc	Phone Bank Systems Inc	8	\$32,555.00	\$27,460.32	\$1,336.00	84.35%
National Aquarium in Baltimore Inc	Phone Bank Systems Inc	8	\$89,573.00	\$60,872.59	\$39,464.00	67.96%
National Association for the Advancement of Colored People	Share Group Inc	8	\$428,682.00	\$190,523.00	\$0.00	44.44%
National Breast Cancer Coalition	Share Group Inc	8	\$62,525.00	\$36,162.00	\$0.00	57.84%
National Cancer Coalition Inc	Public Interest Communications Inc	8	\$68,351.68	\$25.78	\$96,231.00	0.04%
National Cancer Coalition Inc	Xentel Inc	8	\$729,110.00	\$88,493.00	\$410,932.00	12.14%
<i>National Caregiving Foundation</i>	<i>Reese Teleservices Inc</i>	8	<i>\$1,338,317.00</i>	<i>\$336,000.00</i>	<i>\$822,972.00</i>	<i>25.11%</i>
National Center for Freedom & Renewal Inc	Infocision Management Corporation	8	\$113,569.78	\$939.21	\$0.00	0.83%
<i>National Children's Cancer Society Inc</i>	<i>Heritage Company Inc (The)</i>	8	<i>\$3,251,533.89</i>	<i>\$1,350,153.92</i>	<i>\$1,246,097.01</i>	<i>41.52%</i>
<i>National Foundation to Prevent Child Sexual Abuse Inc</i>	<i>Contract Communications Inc</i>	8	<i>\$144,326.00</i>	<i>\$15,319.00</i>	<i>\$21,708.00</i>	<i>10.61%</i>
National Gay & Lesbian Task Force Foundation	Outreach Associates Inc	8	\$104,083.00	\$54,993.00	\$0.00	52.84%
National Museum of Women in the Arts Inc	Outreach Associates Inc	8	\$260,244.00	\$99,396.00	\$0.00	38.19%
<i>National Narcotic Officers Associations Coalition</i>	<i>Midwest Publishing-DN Inc</i>	8	<i>\$345,113.96</i>	<i>\$51,767.09</i>	<i>\$0.00</i>	<i>15.00%</i>
National Organization for Women Inc	Share Group Inc	8	\$1,083,764.00	\$530,739.00	\$0.00	48.97%
National Parks Conservation Association	Facter Direct Ltd	8	\$394,342.00	\$146,914.00	\$176,532.00	37.26%

DATA OBTAINED FROM INTERIM AND CLOSING STATEMENTS FILED BY PROFESSIONAL FUND RAISERS

CHARITABLE ORGANIZATION	PROFESSIONAL FUND RAISER	GEO. AREA	GROSS RECEIPTS	NET TO CHARITY	UNCOLLECTED PLEDGES	% TO CHARITY
National Parks Conservation Association	Share Group Inc	8	\$311,850.00	\$56,650.00	\$0.00	18.17%
<i>National Police Defense Foundation Inc</i>	<i>New Liberty Promotions Inc</i>	8	\$232,111.68	\$34,816.76	\$0.00	15.00%
National Right to Life Committee Inc	Infocision Management Corporation	8	\$432,331.58	\$123,497.57	\$0.00	28.57%
National Right to Life Committee Inc	MDS Communications Corporation	8	\$3,250,249.00	\$808,528.00	\$2,169,991.00	24.88%
National Right to Life Committee Inc	Treasure State Development Corporation	8	\$51,469.00	\$34,484.23	\$0.00	67.00%
National Right to Life Committee Inc	Univision Marketing Group Inc	8	\$126,336.60	\$25,422.35	\$200,657.00	20.12%
National Trust for Historic Preservation in the United States	Donor Services Group LLC	8	\$654,624.00	\$230,079.00	\$302,223.00	35.15%
<i>National Veterans Services Fund Inc</i>	<i>Bee LC</i>	8	\$375,820.17	\$47,141.46	\$46,169.33	12.54%
National Wildlife Federation	Donor Services Group LLC	8	\$505,526.00	(\$158,843.00)	\$667,322.00	-31.42%
National Wildlife Federation	Share Group Inc	8	\$532,551.00	\$136,632.00	\$0.00	25.66%
National World War II Museum Inc (f/k/a The National D-Day Museum Foundation Inc)	ComNet Marketing Group Inc	8	\$2,736.00	\$2,736.00	\$212.00	100.00%
<i>New Jersey Symphony Orchestra</i>	<i>DCM Inc</i>	8	\$358,423.00	\$122,124.00	\$0.00	34.07%
Nora Lam Chinese Ministries International	Infocision Management Corporation	8	\$112,692.20	\$50,157.74	\$0.00	44.51%
Ocean Conservancy Inc	Public Interest Communications Inc	8	\$87,551.75	\$74,002.71	\$0.00	84.52%
<i>Operation Lookout National Center for Missing Youth</i>	<i>Contract Communications Inc</i>	8	\$556,106.00	\$61,172.00	\$299,855.00	11.00%
<i>Operation Lookout National Center for Missing Youth</i>	<i>Midwest Publishing-DN Inc</i>	8	\$150,917.20	\$22,637.58	\$0.00	15.00%
Operation Smile Inc	Infocision Management Corporation	8	\$98,919.11	\$60,363.01	\$0.00	61.02%
Our American Veterans Inc	All Star Productions (Messmore, Barbara)	8	\$5,696.00	\$1,139.20	\$0.00	20.00%
Oxfam America Inc	Share Group Inc	8	\$795,741.00	\$426,243.00	\$0.00	53.57%
Oxfam America Inc	Telefund Inc	8	\$345,598.58	\$208,824.93	\$80,198.42	60.42%
Parents, Families and Friends of Lesbians and Gays Inc	Outreach Associates Inc	8	\$38,417.00	\$16,976.00	\$0.00	44.19%
Parents, Families and Friends of Lesbians and Gays Inc	Outreach Associates Inc	8	\$46,772.00	\$21,111.00	\$0.00	45.14%

DATA OBTAINED FROM INTERIM AND CLOSING STATEMENTS FILED BY PROFESSIONAL FUND RAISERS

CHARITABLE ORGANIZATION	PROFESSIONAL FUND RAISER	GEO. AREA	GROSS RECEIPTS	NET TO CHARITY	UNCOLLECTED PLEDGES	% TO CHARITY
People for the American Way	Share Group Inc	8	\$527,876.00	\$183,775.00	\$0.00	34.81%
People for the American Way	Telefund Inc	8	\$253,194.00	\$49,411.55	\$251,038.00	19.52%
People for the Ethical Treatment of Animals Inc	Share Group Inc	8	\$332,950.00	\$50,975.00	\$0.00	15.31%
People for the Ethical Treatment of Animals Inc	Telefund Inc	8	\$46,982.84	(\$27,457.99)	\$116,571.16	-58.44%
Perkins School for the Blind	Share Group Inc	8	\$22,180.00	\$10,212.00	\$0.00	46.04%
Phillips Collection	Outreach Associates Inc	8	\$65,839.00	\$12,788.00	\$0.00	19.42%
Physicians for Social Responsibility Inc	Outreach Associates Inc	8	\$215,151.00	\$88,671.00	\$0.00	41.21%
Planetary Society	Harris Direct	8	\$10,775.00	\$4,399.70	\$7,725.00	40.83%
<i>Police Protective Fund</i>	<i>Data Communications Inc</i>	8	<i>\$39,965.28</i>	<i>\$4,795.83</i>	<i>\$0.00</i>	<i>12.00%</i>
<i>Police Protective Fund</i>	<i>TCB Enterprises Inc</i>	8	<i>\$15,491.00</i>	<i>\$2,323.65</i>	<i>\$260.00</i>	<i>15.00%</i>
Population Connection	Share Group Inc	8	\$19,262.00	(\$1,700.00)	\$0.00	-8.83%
<i>Project Cure Inc</i>	<i>Bee LC</i>	8	<i>\$705,934.83</i>	<i>\$86,456.41</i>	<i>\$74,868.17</i>	<i>12.25%</i>
<i>Project Hope The People to People Health Foundation Inc</i>	<i>Public Interest Communications Inc</i>	8	<i>\$55,894.00</i>	<i>\$14,805.07</i>	<i>\$0.00</i>	<i>26.49%</i>
<i>Promenade Nationale Corporation</i>	<i>Heritage Company Inc (The)</i>	8	<i>\$101,144.00</i>	<i>\$17,906.19</i>	<i>\$32,114.00</i>	<i>17.70%</i>
Public Citizen Foundation Inc	Telefund Inc	8	\$87,981.00	\$62,898.84	\$68,374.00	71.49%
Public Citizen Inc	Telefund Inc	8	\$140,806.00	(\$92,123.14)	\$147,256.00	-65.43%
Rails-to-Trails Conservancy	Public Interest Communications Inc	8	\$35,568.00	\$2,102.63	\$12,070.00	5.91%
<i>Reach Our Children Inc</i>	<i>Royalty Services Inc</i>	8	<i>\$25,388.00</i>	<i>\$3,808.20</i>	<i>\$0.00</i>	<i>15.00%</i>
Religious Coalition for Reproductive Choice Inc	Share Group Inc	8	\$68,322.00	\$11,641.00	\$0.00	17.04%
Roger Wyburn-Mason & Jack M Blount Foundation for Eradication of Rheumatoid Disease Inc	Bee LC	8	\$178,036.22	\$21,768.02	\$92,204.78	12.23%
Rutherford Institute	MDS Communications Corporation	8	\$42,319.00	\$12,968.00	\$14,640.00	30.64%
SADD Inc	Tele-Response Center Inc	8	\$2,135,817.91	\$1,001,267.34	\$0.00	46.88%

DATA OBTAINED FROM INTERIM AND CLOSING STATEMENTS FILED BY PROFESSIONAL FUND RAISERS

CHARITABLE ORGANIZATION	PROFESSIONAL FUND RAISER	GEO. AREA	GROSS RECEIPTS	NET TO CHARITY	UNCOLLECTED PLEDGES	% TO CHARITY
SAT 7 North America	MDS Communications Corporation	8	\$13,700.00	\$7,406.00	\$3,090.00	54.06%
Save the Children Federation Inc	Infocision Management Corporation	8	\$49,841.00	\$14,160.00	\$0.00	28.41%
Save the Children Federation Inc	Univision Marketing Group Inc	8	\$105,170.01	\$8,057.87	\$12,998.00	7.66%
Sierra Club	Outreach Associates Inc	8	\$3,415,381.00	\$1,979,617.00	\$0.00	57.96%
Sierra Club	Telefund Inc	8	\$1,489,245.90	\$1,227,395.85	\$0.00	82.42%
Sojourners	Infocision Management Corporation	8	\$43,762.15	\$3,191.39	\$0.00	7.29%
Southern Poverty Law Center Inc	Outreach Associates Inc	8	\$335,969.00	\$123,728.00	\$0.00	36.83%
Southern Poverty Law Center Inc	Share Group Inc	8	\$348,800.00	\$210,025.00	\$0.00	60.21%
Southern Poverty Law Center Inc	Telefund Inc	8	\$538,928.25	\$256,077.30	\$354,995.75	47.52%
Trout Unlimited Inc	Share Group Inc	8	\$32,071.00	(\$21,082.00)	\$0.00	-65.74%
Trust for Public Land	Aria Communications Corporation	8	\$23,654.00	(\$2,984.85)	\$8,730.00	-12.62%
Union of Concerned Scientists Inc	Share Group Inc	8	\$168,774.00	\$97,731.00	\$0.00	57.91%
Unitarian Universalist Service Committee Inc	Share Group Inc	8	\$240,577.00	\$168,888.00	\$0.00	70.20%
United Cerebral Palsy Associations Inc	Harris Direct	8	\$16,943.00	\$6,401.00	\$2,104.00	37.78%
United States Association for United Nations High Commissioner for Refugees (UNHCR)	Facter Direct Ltd	8	\$289,397.00	\$151,588.00	\$84,210.00	52.38%
United States Ski Team Foundation	Public Interest Communications Inc	8	\$165,995.00	\$69,231.76	\$39,532.00	41.71%
<i>Vermont ETV Inc</i>	<i>ComNet Marketing Group Inc</i>	8	<i>\$63,431.43</i>	<i>\$39,862.19</i>	<i>\$0.00</i>	<i>62.84%</i>
Vermont ETV Inc	Share Group Inc	8	\$124,206.00	\$41,254.00	\$0.00	33.21%
<i>Vermont Public Radio</i>	<i>ComNet Marketing Group Inc</i>	8	<i>\$23,177.00</i>	<i>\$13,004.75</i>	<i>\$9,100.00</i>	<i>56.11%</i>
Veterans of Foreign Wars of the United States	Tele-Response Center Inc	8	\$1,336,272.40	\$400,941.36	\$0.00	30.00%
<i>VietNow National Headquarters</i>	<i>ABC Productions (Cowan, Christopher & Pitt, Terry)</i>	8	<i>\$18,151.00</i>	<i>\$2,904.16</i>	<i>\$0.00</i>	<i>16.00%</i>
<i>VietNow National Headquarters</i>	<i>Barry E Schmoyer & Associates Inc</i>	8	<i>\$24,755.00</i>	<i>\$3,960.80</i>	<i>\$37,185.00</i>	<i>16.00%</i>

DATA OBTAINED FROM INTERIM AND CLOSING STATEMENTS FILED BY PROFESSIONAL FUND RAISERS

CHARITABLE ORGANIZATION	PROFESSIONAL FUND RAISER	GEO. AREA	GROSS RECEIPTS	NET TO CHARITY	UNCOLLECTED PLEDGES	% TO CHARITY
VietNow National Headquarters	Caring People Enterprises Inc	8	\$81,915.00	\$16,383.00	\$0.00	20.00%
<i>VietNow National Headquarters</i>	<i>Safety Publications Inc</i>	8	\$328,818.24	\$65,763.65	\$48,000.00	20.00%
<i>Voice for the Children Inc</i>	<i>Marketing Squad Inc</i>	8	\$97,044.00	\$14,557.00	\$0.00	15.00%
Washington National Opera	SD&A Teleservices Inc	8	\$52,693.00	\$28,271.00	\$12,397.00	53.65%
Western Pennsylvania Conservancy	Outreach Associates Inc	8	\$50,506.50	(\$4,824.00)	\$0.00	-9.55%
Wilderness Society	Harris Direct	8	\$335,476.00	\$207,550.63	\$56,750.00	61.87%
<i>Wilderness Society</i>	<i>Harris Direct</i>	8	\$264,456.00	\$160,657.45	\$52,734.00	60.75%
Wilderness Society	Public Interest Communications Inc	8	\$27,694.00	\$3,621.52	\$0.00	13.08%
Wilderness Society	Share Group Inc	8	\$205,460.00	\$110,619.00	\$0.00	53.84%
<i>Wishing Well Foundation USA Inc</i>	<i>J.E.K. Marketing Inc</i>	8	\$358,863.27	\$73,309.13	\$0.00	20.43%
Women's Campaign Forum	Gordon & Schwenkmeyer Inc	8	\$43,067.00	\$26,339.53	\$0.00	61.16%
World Wildlife Fund Inc	Public Interest Communications Inc	8	\$438,188.00	\$112,514.21	\$307,920.00	25.68%
World Wildlife Fund Inc	Share Group Inc	8	\$433,143.00	\$133,132.00	\$0.00	30.74%
TOTALS		---	\$185,493,781.99	\$76,273,328.43	\$42,246,266.80	41.12%

DATA OBTAINED FROM INTERIM AND CLOSING STATEMENTS FILED BY PROFESSIONAL FUND RAISERS

TABLE 5
Total Retained by Charity -
Aggregated By
Charitable Organization
2006 Telemarketing Campaigns

CHARITABLE ORGANIZATION	# OF CAMPAIGNS	GROSS RECEIPTS	NET TO CHARITY	UNCOLLECTED PLEDGES	% TO CHARITY
National World War II Museum Inc (f/k/a The National D-Day Museum Foundation Inc)	1	\$2,736.00	\$2,736.00	\$212.00	100.00%
Owego Police Benevolent Association	1	\$13,000.00	\$13,000.00	\$0.00	100.00%
Arthritis Foundation Inc	1	\$89,458.00	\$80,091.81	\$0.00	89.53%
Christian Appalachian Project Inc	1	\$730,085.00	\$638,753.00	\$0.00	87.49%
American Civil Liberties Union Foundation Inc	1	\$432,000.00	\$377,080.00	\$67,390.00	87.29%
League of Women Voters Education Fund	1	\$35,000.00	\$29,987.00	\$0.00	85.68%
City of Tonawanda Frontier Police Club	1	\$11,735.00	\$10,000.00	\$0.00	85.22%
Ocean Conservancy Inc	1	\$87,551.75	\$74,002.71	\$0.00	84.52%
Educational Media Foundation	1	\$629,720.00	\$523,544.00	\$506,837.00	83.14%
Rye Country Day School	1	\$48,395.00	\$39,732.00	\$575.00	82.10%
Kenmore Club Police Benevolent Association Inc	1	\$16,306.03	\$13,000.00	\$0.00	79.73%
Christian Advocates Serving Evangelism Inc	1	\$6,884,568.14	\$5,403,018.15	\$0.00	78.48%
Jazz at Lincoln Center Inc	1	\$149,631.00	\$115,903.00	\$0.00	77.46%
Carnegie Hall Society Inc	1	\$2,612,296.00	\$1,979,902.00	\$178,799.50	75.79%
International Fellowship of Christians and Jews Inc	1	\$1,426,012.54	\$1,076,186.80	\$0.00	75.47%
Jewish Federation of Rockland County	1	\$16,900.00	\$12,747.50	\$3,069.00	75.43%
Field Museum of Natural History	1	\$327,855.00	\$244,852.00	\$0.00	74.68%
Rochester Philharmonic Orchestra Inc	1	\$438,134.51	\$326,815.25	\$118,548.75	74.59%
Ballet Theatre Foundation Inc (American Ballet Theatre)	1	\$808,723.00	\$598,772.90	\$0.00	74.04%
Connecticut Players Foundation Inc (Long Wharf Theatre)	1	\$520,826.00	\$384,995.34	\$0.00	73.92%
New York City Ballet Inc	1	\$1,491,673.00	\$1,102,110.00	\$54,076.00	73.88%
National Aquarium in Baltimore Inc	2	\$122,128.00	\$88,332.91	\$40,800.00	72.33%
Food for the Hungry Inc	1	\$276,437.00	\$198,223.00	\$57,062.00	71.71%
Public Citizen Foundation Inc	1	\$87,981.00	\$62,898.84	\$68,374.00	71.49%

CHARITABLE ORGANIZATION	# OF CAMPAIGNS	GROSS RECEIPTS	NET TO CHARITY	UNCOLLECTED PLEDGES	% TO CHARITY
AFS USA Inc	1	\$239,706.00	\$169,509.00	\$0.00	70.72%
Mountain Lake Public Telecommunications Council Inc (WCPE)	1	\$6,568.71	\$4,632.94	\$2,830.00	70.53%
Unitarian Universalist Service Committee Inc	1	\$240,577.00	\$168,888.00	\$0.00	70.20%
American Lebanese Syrian Associated Charities Inc (a/k/a St Jude Children's Research Hospital)	1	\$5,472,235.40	\$3,832,450.40	\$0.00	70.03%
Mercy Corps	1	\$488,559.00	\$338,495.00	\$164,400.00	69.28%
Cooperative for Assistance and Relief Everywhere Inc (CARE)	1	\$2,459,423.00	\$1,701,473.00	\$484,341.00	69.18%
New York Cares Inc	1	\$91,248.00	\$62,554.48	\$0.00	68.55%
AMIT Women Inc	1	\$10,667.00	\$7,269.50	\$0.00	68.15%
New York City Opera Inc	2	\$1,788,373.00	\$1,217,722.28	\$0.00	68.09%
Long Island Coalition for Life Inc	1	\$47,370.00	\$32,144.00	\$0.00	67.86%
Greenpeace Fund Inc.	1	\$110,714.64	\$74,984.82	\$38,838.36	67.73%
Philharmonic-Symphony Society of New York Inc (New York Philharmonic Symphony Society)	1	\$1,443,449.00	\$968,370.10	\$70,470.00	67.09%
Batavia Police Benevolent Association	1	\$15,000.00	\$10,000.00	\$0.00	66.67%
American Israel Public Affairs Committee	1	\$102,788.00	\$67,911.00	\$108,528.00	66.07%
AOPA Air Safety Foundation Inc	1	\$884,181.88	\$582,380.88	\$242,506.00	65.87%
Police Officer Defense Fund of New York State Inc	1	\$95,744.69	\$63,000.00	\$97,001.81	65.80%
MAP International	1	\$42,400.00	\$27,859.00	\$16,903.00	65.71%
Sierra Club	2	\$4,904,626.90	\$3,207,012.85	\$0.00	65.39%
American Leprosy Missions Inc	1	\$142,747.00	\$92,670.00	\$25,321.00	64.92%
Doris Day Animal League	1	\$159,499.00	\$102,750.74	\$0.00	64.42%
City Harvest Inc	1	\$173,966.00	\$111,183.00	\$0.00	63.91%
Medecins Sans Frontieres USA Inc	1	\$1,853,314.00	\$1,171,901.90	\$767,147.00	63.23%
Adirondack Council Inc	1	\$58,976.00	\$37,116.00	\$0.00	62.93%

CHARITABLE ORGANIZATION	# OF CAMPAIGNS	GROSS RECEIPTS	NET TO CHARITY	UNCOLLECTED PLEDGES	% TO CHARITY
Amnesty International of the USA Inc	4	\$3,514,773.26	\$2,193,692.44	\$1,928,783.50	62.41%
Public Broadcasting Council of Central NY Inc (WCNY)	1	\$54,502.00	\$33,661.11	\$0.00	61.76%
Women's Campaign Forum	1	\$43,067.00	\$26,339.53	\$0.00	61.16%
United Jewish Federation of Northeastern NY Inc	1	\$10,935.00	\$6,680.00	\$3,213.00	61.09%
Operation Smile Inc	1	\$98,919.11	\$60,363.01	\$0.00	61.02%
Food Pantries for the Capital District Inc	1	\$259,900.00	\$155,940.00	\$0.00	60.00%
Human Rights Campaign Inc	2	\$4,042,906.19	\$2,369,399.89	\$0.00	58.61%
Consumers Union of United States Inc	1	\$380,734.00	\$220,804.00	\$151,057.00	57.99%
Union of Concerned Scientists Inc	1	\$168,774.00	\$97,731.00	\$0.00	57.91%
Wilderness Society	4	\$833,086.00	\$482,448.60	\$109,484.00	57.91%
National Breast Cancer Coalition	1	\$62,525.00	\$36,162.00	\$0.00	57.84%
Environmental Defense Inc	2	\$987,151.50	\$564,960.76	\$0.00	57.23%
Lambda Legal Defense & Education Fund Inc	1	\$30,148.00	\$17,173.00	\$14,718.00	56.96%
New York State Tenants & Neighbors Coalition Inc	1	\$125,741.85	\$71,462.37	\$0.00	56.83%
Boston Ballet Inc	1	\$300,882.00	\$170,735.00	\$42,475.00	56.74%
Playwrights Horizons Inc	2	\$295,651.00	\$167,223.70	\$0.00	56.56%
Planned Parenthood Federation of America Inc	4	\$3,520,012.83	\$1,990,398.32	\$520,579.53	56.55%
Center for Victims of Torture	1	\$63,705.00	\$35,981.00	\$0.00	56.48%
Queens College Foundation Inc	1	\$237,414.00	\$133,844.05	\$74,869.00	56.38%
Special Olympics New York Inc	1	\$1,436,878.10	\$806,547.85	\$469,744.55	56.13%
Vermont Public Radio	1	\$23,177.00	\$13,004.75	\$9,100.00	56.11%
National Organization for Women-NYS Foundation Inc	1	\$25,288.00	\$14,160.11	\$0.00	56.00%
Oxfam America Inc	2	\$1,141,339.58	\$635,067.93	\$80,198.42	55.64%
New York State Right to Life Committee Inc	1	\$351,869.00	\$194,713.00	\$120,877.00	55.34%

CHARITABLE ORGANIZATION	# OF CAMPAIGNS	GROSS RECEIPTS	NET TO CHARITY	UNCOLLECTED PLEDGES	% TO CHARITY
Planned Parenthood of the Rochester Syracuse Region Inc	2	\$41,280.00	\$22,756.15	\$21,665.00	55.13%
Leukemia and Lymphoma Society Inc	1	\$1,118,497.63	\$616,143.39	\$0.00	55.09%
Amityville Fire Department	1	\$15,410.00	\$8,475.50	\$0.00	55.00%
Hunger Action Network of New York State	1	\$116,308.00	\$63,969.40	\$0.00	55.00%
Marine Corps League-Captain William Dale O'Brien Detachment	1	\$17,969.50	\$9,883.22	\$0.00	55.00%
Marine Corps League-Electric City Detachment	1	\$20,779.00	\$11,428.45	\$0.00	55.00%
Marine Corps League-Troy Detachment Inc	1	\$17,969.50	\$9,883.22	\$0.00	55.00%
Northeast Mobile Search and Rescue Inc	1	\$64,196.00	\$35,307.80	\$0.00	55.00%
Patrolman's Benevolent Association of Southampton Town Inc	1	\$63,485.00	\$34,916.75	\$0.00	55.00%
Planned Parenthood Action Fund Inc	4	\$699,549.88	\$381,974.02	\$206,622.39	54.60%
Western New York Public Broadcasting Association	1	\$180,583.58	\$98,418.76	\$12,755.12	54.50%
SAT 7 North America	1	\$13,700.00	\$7,406.00	\$3,090.00	54.06%
Washington National Opera	1	\$52,693.00	\$28,271.00	\$12,397.00	53.65%
Gay Mens Health Crisis Inc	1	\$106,745.00	\$57,049.00	\$0.00	53.44%
WXXI Public Broadcasting Council	1	\$178,210.47	\$94,332.55	\$24,396.22	52.93%
National Gay & Lesbian Task Force Foundation	1	\$104,083.00	\$54,993.00	\$0.00	52.84%
Adirondack Historical Association (a/k/a Adirondack Museum)	1	\$71,718.00	\$37,713.19	\$19,005.00	52.59%
WNYC Radio	2	\$660,929.50	\$347,534.62	\$232,057.00	52.58%
American Society for the Prevention of Cruelty to Animals	2	\$1,780,670.00	\$934,786.07	\$997,490.00	52.50%
United States Association for United Nations High Commissioner for Refugees (UNHCR)	1	\$289,397.00	\$151,588.00	\$84,210.00	52.38%
Empire State College Foundation Inc	1	\$119,542.47	\$62,321.47	\$68,433.43	52.13%
Adventist Development and Relief Agency International	1	\$44,152.38	\$23,004.62	\$0.00	52.10%
Holt International Children's Service Inc	1	\$50,416.00	\$26,262.00	\$24,648.00	52.09%
Brooklyn Botanic Garden Corporation	1	\$5,940.00	\$3,072.71	\$0.00	51.73%

CHARITABLE ORGANIZATION	# OF CAMPAIGNS	GROSS RECEIPTS	NET TO CHARITY	UNCOLLECTED PLEDGES	% TO CHARITY
WMHT Educational Telecommunications Inc	2	\$739,786.00	\$381,258.17	\$594,701.38	51.54%
Riverhead Police Benevolent Association Inc	1	\$37,265.00	\$19,005.15	\$0.00	51.00%
State University of New York New Paltz Foundation Inc	1	\$137,133.59	\$69,531.59	\$38,523.11	50.70%
Amityville Patrolmen's Benevolent Association Inc	1	\$33,465.00	\$16,732.50	\$0.00	50.00%
Binghamton Police Benevolent Association Inc	1	\$66,855.00	\$33,427.50	\$0.00	50.00%
Binghamton Police Supervisors Association Inc	1	\$22,437.50	\$11,218.75	\$0.00	50.00%
Broome County Sheriffs Law Enforcement Officers Association	1	\$44,437.50	\$22,218.75	\$0.00	50.00%
Employees Union Tompkins County Sheriff Department	1	\$55,788.00	\$27,894.00	\$0.00	50.00%
Freeport Police Benevolent Association	1	\$43,220.00	\$21,610.00	\$0.00	50.00%
Glen Cove City Police Benevolent Association Inc	1	\$41,665.00	\$20,832.50	\$0.00	50.00%
Norwich Police Benevolent Association	1	\$21,662.00	\$10,831.00	\$0.00	50.00%
Police Benevolent Association of Elmira New York Inc	1	\$65,898.00	\$32,949.00	\$0.00	50.00%
Port Washington Police Athletic League Inc	1	\$27,642.00	\$13,821.00	\$0.00	50.00%
Port Washington Police Benevolent Association Inc	1	\$60,218.00	\$30,109.00	\$0.00	50.00%
Southern Tier Canine Association Inc	1	\$17,835.00	\$8,917.50	\$0.00	50.00%
United Breast Cancer Foundation	1	\$112,717.00	\$56,358.50	\$0.00	50.00%
New York Shakespeare Festival	2	\$252,652.50	\$126,040.98	\$0.00	49.89%
American Diabetes Association Inc	2	\$1,827,261.00	\$909,191.70	\$0.00	49.76%
Buffalo Philharmonic Orchestra Society Inc	1	\$428,629.50	\$213,119.50	\$218,000.00	49.72%
WSKG Public Telecommunications Council	1	\$28,433.00	\$14,023.25	\$0.00	49.32%
National Organization for Women Inc	1	\$1,083,764.00	\$530,739.00	\$0.00	48.97%
Syracuse Symphony Orchestra Inc	3	\$428,105.00	\$207,445.19	\$26,558.00	48.46%
Heifer Project International Inc	1	\$461,102.00	\$222,575.00	\$0.00	48.27%
Southern Poverty Law Center Inc	3	\$1,223,697.25	\$589,830.30	\$354,995.75	48.20%

CHARITABLE ORGANIZATION	# OF CAMPAIGNS	GROSS RECEIPTS	NET TO CHARITY	UNCOLLECTED PLEDGES	% TO CHARITY
Hickory Club Patrolmens Benevolent Association Inc	1	\$29,320.00	\$14,000.00	\$6,255.00	47.75%
New York and Presbyterian Hospital	1	\$561,605.00	\$263,537.31	\$0.00	46.93%
Jane Goodall Institute for Wildlife Research Education and Conservation	1	\$284,614.00	\$133,418.00	\$0.00	46.88%
SADD Inc	1	\$2,135,817.91	\$1,001,267.34	\$0.00	46.88%
Putnam County Sheriff's Department Police Benevolent Association	1	\$51,905.00	\$24,142.50	\$0.00	46.51%
Life Issues Institute Inc	1	\$108,489.00	\$49,959.00	\$43,894.00	46.05%
Perkins School for the Blind	1	\$22,180.00	\$10,212.00	\$0.00	46.04%
American Heart Association Inc	1	\$1,173,149.00	\$538,037.00	\$0.00	45.86%
Deputies Association of the County of Steuben	1	\$68,309.00	\$30,739.05	\$0.00	45.00%
Glenville Police Benevolent Association	1	\$39,252.50	\$17,663.62	\$0.00	45.00%
Horseheads Police Benevolent Association Inc	1	\$62,868.00	\$28,290.60	\$0.00	45.00%
Saratoga County Deputy Sheriffs PBA	1	\$49,788.50	\$22,404.82	\$0.00	45.00%
Watkins Glen Police Benevolent Association Inc	1	\$28,655.00	\$12,894.75	\$0.00	45.00%
Parents, Families and Friends of Lesbians and Gays Inc	2	\$85,189.00	\$38,087.00	\$0.00	44.71%
Nora Lam Chinese Ministries International	1	\$112,692.20	\$50,157.74	\$0.00	44.51%
American Lung Association Inc	1	\$356,177.82	\$158,474.75	\$0.00	44.49%
National Association for the Advancement of Colored People	1	\$428,682.00	\$190,523.00	\$0.00	44.44%
Appalachian Mountain Club	1	\$301,694.00	\$133,428.00	\$0.00	44.23%
Mothers Against Drunk Driving	4	\$6,543,333.24	\$2,852,945.51	\$2,503,032.52	43.60%
Alley Cat Allies Inc	1	\$129,964.00	\$56,618.00	\$0.00	43.56%
Vermont ETV Inc	2	\$187,637.43	\$81,116.19	\$0.00	43.23%
Foundation for AIDS Research (f/k/a American Foundation for AIDS Research)	1	\$111,380.00	\$47,735.00	\$0.00	42.86%
Police Captains and Lieutenants Association of Erie County Inc	1	\$64,172.00	\$27,500.00	\$0.00	42.85%
International Rescue Committee Inc	2	\$531,419.59	\$225,331.33	\$190,980.41	42.40%

CHARITABLE ORGANIZATION	# OF CAMPAIGNS	GROSS RECEIPTS	NET TO CHARITY	UNCOLLECTED PLEDGES	% TO CHARITY
Brady Campaign to Prevent Gun Violence	3	\$487,759.00	\$205,198.00	\$5,385.00	42.07%
Cayuga County Deputy Sheriff's Benevolent Association	1	\$48,523.00	\$20,379.66	\$0.00	42.00%
Chemung County Deputy Sheriffs Association	1	\$67,910.00	\$28,522.20	\$0.00	42.00%
Croton Police Association Inc	1	\$47,437.00	\$19,923.54	\$0.00	42.00%
United States Ski Team Foundation	1	\$165,995.00	\$69,231.76	\$39,532.00	41.71%
Multiple Sclerosis Association of America Inc	2	\$5,818,284.96	\$2,425,348.02	\$1,385,847.41	41.68%
Colonial Williamsburg Foundation	1	\$695,057.00	\$289,182.00	\$260,067.00	41.61%
Common Cause	2	\$445,712.50	\$185,348.31	\$29,550.50	41.58%
National Children's Cancer Society Inc	1	\$3,251,533.89	\$1,350,153.92	\$1,246,097.01	41.52%
NARAL Pro-Choice America	8	\$3,789,063.37	\$1,562,081.06	\$669,962.75	41.23%
Physicians for Social Responsibility Inc	1	\$215,151.00	\$88,671.00	\$0.00	41.21%
Planetary Society	1	\$10,775.00	\$4,399.70	\$7,725.00	40.83%
Anti-Defamation League of B'nai B'rith	1	\$510,980.00	\$208,256.00	\$0.00	40.76%
St. Lawrence Valley Educational Television Council Inc	1	\$15,627.00	\$6,330.05	\$0.00	40.51%
Dian Fossey Gorilla Fund International Inc	1	\$35,701.00	\$14,287.00	\$0.00	40.02%
Suffolk County Police Memorial Fund Inc	1	\$120,286.00	\$48,134.40	\$0.00	40.02%
Auburn Police Local #195	1	\$67,810.00	\$27,124.00	\$0.00	40.00%
Johnson City Police Association	1	\$26,515.00	\$10,606.00	\$0.00	40.00%
Patrolmen's Benevolent Association of Long Beach New York Inc	1	\$52,033.00	\$20,813.00	\$0.00	40.00%
Police Benevolent Association of the City of White Plains	1	\$126,975.00	\$50,790.00	\$0.00	40.00%
Niskayuna Police Benevolent Association Inc	1	\$66,073.00	\$26,059.50	\$0.00	39.44%
Earthjustice	3	\$431,884.20	\$169,720.71	\$78,468.80	39.30%
Policemen's Benevolent Association of Westchester County Inc	1	\$59,840.00	\$23,337.60	\$0.00	39.00%
God's Love We Deliver Inc	1	\$57,570.00	\$22,421.00	\$0.00	38.95%

CHARITABLE ORGANIZATION	# OF CAMPAIGNS	GROSS RECEIPTS	NET TO CHARITY	UNCOLLECTED PLEDGES	% TO CHARITY
Brooklyn Institute of Arts and Sciences (The Brooklyn Museum)	2	\$267,621.35	\$103,418.85	\$231,298.65	38.64%
Planned Parenthood Hudson Peconic Inc	1	\$12,953.00	\$4,974.00	\$7,248.00	38.40%
National Museum of Women in the Arts Inc	1	\$260,244.00	\$99,396.00	\$0.00	38.19%
Court Officers Benevolent Association of Nassau County	1	\$174,217.50	\$66,202.65	\$0.00	38.00%
Crystal City Police Benevolent Association Inc	1	\$44,550.00	\$16,929.00	\$0.00	38.00%
Elmira Heights Police Benevolent Association Inc	1	\$42,395.00	\$16,110.10	\$0.00	38.00%
Endicott Police Benevolent Association Inc	1	\$33,259.00	\$12,638.42	\$0.00	38.00%
Oneonta Police Benevolent Association	1	\$46,960.00	\$17,844.80	\$0.00	38.00%
Vestal Police Benevolent Association Inc	1	\$60,174.00	\$22,866.12	\$0.00	38.00%
League of Women Voters of the United States	2	\$221,476.86	\$83,843.00	\$0.00	37.86%
United Cerebral Palsy Associations Inc	1	\$16,943.00	\$6,401.00	\$2,104.00	37.78%
Eastchester Police Benevolent Association	1	\$55,615.00	\$20,577.55	\$0.00	37.00%
Christian Coalition of America Inc	1	\$380,659.00	\$140,584.00	\$138,884.00	36.93%
Western New York Volunteer Firemens Association	1	\$66,251.00	\$23,350.35	\$0.00	35.25%
Foundation for a Christian Civilization Inc	1	\$55,269.00	\$19,431.32	\$4,329.00	35.16%
National Trust for Historic Preservation in the United States	1	\$654,624.00	\$230,079.00	\$302,223.00	35.15%
National Organization for Women-NYS Inc	1	\$257,889.00	\$90,275.81	\$0.00	35.01%
Albany County Deputy Sheriffs Police Benevolent Association	1	\$26,137.00	\$9,147.95	\$0.00	35.00%
Allegany County Deputy Sheriffs Association Inc	1	\$51,770.00	\$18,119.50	\$0.00	35.00%
Bath Police Benevolent Association	2	\$63,018.50	\$22,056.48	\$0.00	35.00%
Cattaraugus County Sheriff's Employees' Benevolent Association	2	\$127,641.00	\$44,674.35	\$0.00	35.00%
Chemung County Corrections Officers Local #3978	1	\$29,140.00	\$10,199.00	\$0.00	35.00%
Chenango County Law Enforcement Association	1	\$37,479.00	\$13,117.65	\$0.00	35.00%
Correction Officers Benevolent Association of Rockland County Inc	1	\$75,276.00	\$26,346.60	\$0.00	35.00%

CHARITABLE ORGANIZATION	# OF CAMPAIGNS	GROSS RECEIPTS	NET TO CHARITY	UNCOLLECTED PLEDGES	% TO CHARITY
Fulton Police Benevolent Association	1	\$36,426.00	\$12,749.10	\$0.00	35.00%
Lake City Police Club	1	\$38,766.00	\$13,568.10	\$0.00	35.00%
Lake Mohegan Professional Fire Fighters Association Inc	1	\$28,030.00	\$9,810.50	\$1,500.00	35.00%
Otsego County Deputy Sheriffs Police Benevolent Association	1	\$46,655.00	\$16,329.25	\$0.00	35.00%
Police Athletic League of Yonkers Foundation Inc	1	\$179,051.00	\$62,667.85	\$0.00	35.00%
Police Benevolent Association of Mount Kisco NY Inc	1	\$83,655.00	\$29,279.25	\$0.00	35.00%
Rockland County Sheriffs Deputies Association Inc	1	\$103,163.00	\$36,107.05	\$0.00	35.00%
Sleepy Hollow Police Benevolent Association Inc	1	\$19,875.00	\$6,956.25	\$1,100.00	35.00%
Spring Valley Policemens Benevolent Association	1	\$25,072.00	\$8,775.20	\$0.00	35.00%
Suffolk County Detective Investigators Police Benevolent Association	1	\$94,380.50	\$33,033.25	\$0.00	35.00%
Suffolk County Detectives Association Inc	1	\$198,614.00	\$69,515.00	\$0.00	35.00%
Town of Ossining PBA Inc	2	\$56,885.00	\$19,909.75	\$1,300.00	35.00%
Uniformed Fire Fighters' Association of the City of Mount Vernon NY Inc	1	\$94,166.00	\$32,958.10	\$0.00	35.00%
Village of Ossining Policemans Benevolent Association	1	\$34,005.00	\$11,901.75	\$0.00	35.00%
United States Fund for UNICEF	2	\$609,194.00	\$208,269.69	\$421,438.00	34.19%
New Jersey Symphony Orchestra	1	\$358,423.00	\$122,124.00	\$0.00	34.07%
Police Association of the City of Yonkers Inc	1	\$247,115.50	\$82,943.40	\$0.00	33.56%
National Audubon Society Inc	1	\$582,649.00	\$194,528.00	\$0.00	33.39%
Wappingers Falls Police Benevolent Association	2	\$69,049.00	\$23,000.00	\$0.00	33.31%
Cayuga Club Police Benevolent Association Inc	1	\$57,375.00	\$19,001.00	\$0.00	33.12%
Badge and Shield Club Inc	1	\$86,926.00	\$28,685.58	\$0.00	33.00%
Cicero Police Benevolent Association Inc	1	\$47,703.00	\$15,741.99	\$0.00	33.00%
Syracuse Police Benevolent Association	1	\$122,442.00	\$40,405.86	\$0.00	33.00%
Concerned Women for America	2	\$1,843,431.82	\$590,029.50	\$537,781.00	32.01%

CHARITABLE ORGANIZATION	# OF CAMPAIGNS	GROSS RECEIPTS	NET TO CHARITY	UNCOLLECTED PLEDGES	% TO CHARITY
National Federation of the Blind of New York State Inc	1	\$83,361.00	\$26,675.52	\$0.00	32.00%
Mattydale Liverpool North Syracuse Vikings Inc	1	\$14,225.00	\$4,551.00	\$0.00	31.99%
Miracle Flights for Kids	1	\$1,801,787.29	\$575,287.40	\$0.00	31.93%
Children's Wish Foundation International Inc	2	\$8,931,341.27	\$2,818,226.41	\$2,542,718.55	31.55%
Greenburgh Uniformed Firefighters Association Inc	1	\$47,755.00	\$15,004.15	\$800.00	31.42%
Cheektowaga Police Captains and Lieutenants Association	1	\$79,581.00	\$25,000.00	\$0.00	31.41%
Pleasantville New York Police Benevolent Association Inc	1	\$44,045.00	\$13,653.95	\$1,700.00	31.00%
Town of Mt Pleasant Policemen's Benevolent Association	1	\$55,755.00	\$17,284.05	\$600.00	31.00%
American Association of the Deaf-Blind	1	\$974,380.70	\$301,596.63	\$312,185.47	30.95%
Town of Fallsburg Police Benevolent Association	1	\$18,097.00	\$5,562.00	\$0.00	30.73%
Rutherford Institute	1	\$42,319.00	\$12,968.00	\$14,640.00	30.64%
John E Creedon Police Benevolent Association of Utica NY Inc	1	\$108,501.00	\$32,995.60	\$0.00	30.41%
Suffolk County Police Athletic League Inc	2	\$331,217.50	\$100,585.40	\$0.00	30.37%
Interfaith Alliance Inc	4	\$783,145.00	\$237,788.82	\$191,732.00	30.36%
American Council of the Blind Inc	2	\$495,130.84	\$150,000.00	\$343,595.06	30.30%
Broome County Humane Society and Relief Association	1	\$26,528.00	\$7,958.40	\$0.00	30.00%
Central New York Firemen's Association Inc	1	\$90,078.95	\$27,023.68	\$0.00	30.00%
Central Square Recreation Baseball League Inc	1	\$25,753.00	\$7,725.90	\$0.00	30.00%
Chemung County Emergency Protective Inc	1	\$14,745.00	\$4,423.50	\$0.00	30.00%
Cornerstone Soup Kitchen & Food Pantry Inc	1	\$205,137.00	\$61,541.10	\$0.00	30.00%
Hudson Valley Volunteer Firemens Association	1	\$79,463.75	\$23,839.12	\$0.00	30.00%
Lynbrook Police Benevolent Association Inc	1	\$57,845.00	\$17,353.50	\$0.00	30.00%
Monroe County Volunteer Firemen's Association Inc	1	\$37,830.00	\$11,349.00	\$0.00	30.00%
New York State Court Clerks Association	1	\$99,545.00	\$29,863.50	\$0.00	30.00%

CHARITABLE ORGANIZATION	# OF CAMPAIGNS	GROSS RECEIPTS	NET TO CHARITY	UNCOLLECTED PLEDGES	% TO CHARITY
Onondaga County Deputy Sheriffs Police Association Inc	1	\$142,639.00	\$42,791.00	\$0.00	30.00%
Onondaga County Volunteer Firemen's Association Inc	1	\$113,701.87	\$34,110.56	\$0.00	30.00%
Ossining Police Athletic League	1	\$63,610.00	\$19,083.00	\$0.00	30.00%
Putnam County Volunteer Fireman's Association Inc	1	\$75,987.00	\$22,796.10	\$0.00	30.00%
Rensselaer County Deputy Sheriffs Police Benevolent Association	1	\$55,144.50	\$16,543.35	\$0.00	30.00%
Schenectady County Sheriffs Benevolent Association	1	\$114,964.00	\$34,489.20	\$0.00	30.00%
Scotia Patrolmens Benevolent Association Inc	1	\$25,214.00	\$7,564.20	\$0.00	30.00%
South Glens Falls Police Benevolent Association	1	\$3,169.00	\$950.70	\$0.00	30.00%
Suffolk County Deputy Sheriff's Benevolent Association	1	\$34,850.00	\$10,455.00	\$0.00	30.00%
Sullivan County Patrolmans Benevolent Association	1	\$24,837.00	\$7,451.00	\$0.00	30.00%
Supplemental Food Providers Inc	1	\$20,111.00	\$6,033.30	\$0.00	30.00%
Town of Saugerties Police Benevolent Association	1	\$24,880.50	\$7,464.15	\$0.00	30.00%
Town Police Fraternity Inc	1	\$44,025.00	\$13,207.50	\$0.00	30.00%
Uniformed Court Officers Association of Suffolk County	1	\$136,401.00	\$40,920.30	\$0.00	30.00%
Uniformed Fire Fighters Association of the City of New Rochelle Inc	1	\$56,860.00	\$17,058.00	\$2,700.00	30.00%
Veterans of Foreign Wars of the United States	1	\$1,336,272.40	\$400,941.36	\$0.00	30.00%
Village of Hempstead Police Activity League	1	\$39,473.00	\$11,841.90	\$0.00	30.00%
People for the American Way	2	\$781,070.00	\$233,186.55	\$251,038.00	29.85%
Peekskill Police Association Inc	1	\$77,270.00	\$23,000.00	\$0.00	29.77%
Institute of Technology Foundation at Utica Rome Inc	1	\$38,805.62	\$11,437.62	\$21,158.88	29.47%
Greenpeace Inc	2	\$1,910,862.00	\$562,917.00	\$1,280,228.00	29.46%
Jefferson County Deputy Sheriff Association	2	\$141,595.00	\$41,180.95	\$0.00	29.08%
North Syracuse Police Benevolent Association	1	\$11,795.00	\$3,413.75	\$0.00	28.94%
National Parks Conservation Association	2	\$706,192.00	\$203,564.00	\$176,532.00	28.83%

CHARITABLE ORGANIZATION	# OF CAMPAIGNS	GROSS RECEIPTS	NET TO CHARITY	UNCOLLECTED PLEDGES	% TO CHARITY
Greater Rochester Junior Chamber of Commerce Inc	1	\$79,168.00	\$22,755.00	\$0.00	28.74%
Association of Graduates of the US Military Academy	1	\$69,525.00	\$19,905.43	\$0.00	28.63%
Niagara Falls New York Police Athletic League	2	\$154,732.50	\$43,902.50	\$0.00	28.37%
World Wildlife Fund Inc	2	\$871,331.00	\$245,646.21	\$307,920.00	28.19%
Town of Wallkill Volunteer Ambulance Corps Inc	1	\$32,003.00	\$9,000.00	\$0.00	28.12%
Kingston Police Gold Shield Society	1	\$47,006.27	\$13,161.75	\$0.00	28.00%
Police Athletic Team of Suffolk County Inc	1	\$38,593.00	\$10,806.00	\$0.00	28.00%
Town of Newburgh Policemen's Benevolent Association	1	\$93,990.50	\$26,317.34	\$0.00	28.00%
Cyprus Temple of the A A O N M S of Albany New York	1	\$126,785.00	\$35,048.75	\$0.00	27.64%
Cheektowaga Police Club Inc	1	\$50,482.09	\$13,850.00	\$0.00	27.44%
Natural Resources Defense Council Inc	1	\$1,238,252.00	\$331,633.00	\$695,457.00	26.78%
New York State Park Police PBA Inc	2	\$111,278.00	\$29,624.00	\$0.00	26.62%
Oriental Temple AAONMS	1	\$151,472.39	\$40,177.50	\$0.00	26.52%
Project Hope The People to People Health Foundation Inc	1	\$55,894.00	\$14,805.07	\$0.00	26.49%
Albany County Sheriff's Union #775 AFSCME	1	\$152,734.50	\$40,364.43	\$0.00	26.43%
Suffolk County Police Conference Inc	2	\$122,364.00	\$31,834.20	\$0.00	26.02%
New York State Association of Chiefs of Police Inc	2	\$936,939.00	\$243,639.40	\$804,518.00	26.00%
Greece Police Gold Badge Club	1	\$117,852.81	\$30,334.54	\$0.00	25.74%
National Right to Life Committee Inc	4	\$3,860,386.18	\$991,932.15	\$2,370,648.00	25.70%
American Institute for Cancer Research Inc	1	\$1,396,001.64	\$358,683.00	\$0.00	25.69%
Orleans County Deputy Sheriffs Association Inc	2	\$66,972.00	\$16,917.00	\$0.00	25.26%
National Caregiving Foundation	1	\$1,338,317.00	\$336,000.00	\$822,972.00	25.11%
Albion Emergency Squad Inc	1	\$36,517.00	\$9,152.00	\$0.00	25.06%
Broome County Sheriffs Department Employees Local #2012 AFSCME AFL-CIO	1	\$117,493.00	\$29,373.25	\$0.00	25.00%

CHARITABLE ORGANIZATION	# OF CAMPAIGNS	GROSS RECEIPTS	NET TO CHARITY	UNCOLLECTED PLEDGES	% TO CHARITY
City of Rensselaer Police Officers Union Inc	1	\$26,427.00	\$6,606.75	\$0.00	25.00%
Crime Stoppers of Suffolk County Inc	1	\$17,970.00	\$4,492.00	\$0.00	25.00%
Dazzle School of Visual and Performing Arts Inc	1	\$53,022.26	\$13,255.56	\$0.00	25.00%
Deputy Sheriff's Benevolent Association of Onondaga County Inc	1	\$90,000.00	\$22,500.00	\$0.00	25.00%
Eastridge Kiwanis Charitable Foundation Inc	1	\$101,697.00	\$25,424.00	\$0.00	25.00%
Hempstead Police Benevolent Association Inc	1	\$201,303.00	\$50,325.75	\$0.00	25.00%
Herkimer County Volunteer Firemens Association Inc	1	\$25,338.00	\$6,334.50	\$0.00	25.00%
Kingston Police Benevolent Association	1	\$57,169.00	\$14,292.25	\$0.00	25.00%
Kiwanis Club of Rochester NY Inc	1	\$61,237.00	\$15,309.00	\$0.00	25.00%
Long Island State Park Police Benevolent Association Inc	1	\$185,708.00	\$46,427.00	\$0.00	25.00%
Marine Corps League-Huntington Long Island Detachment	1	\$47,062.00	\$11,765.50	\$0.00	25.00%
Nassau County Detectives Law Enforcement Night Committee	1	\$56,434.00	\$14,108.50	\$0.00	25.00%
Northern New York Volunteer Firemens Association Inc	1	\$77,207.00	\$19,301.75	\$0.00	25.00%
Orange County Deputy Sheriffs Police Benevolent Association	2	\$206,763.00	\$51,690.74	\$0.00	25.00%
Schenectady Police Benevolent Association	1	\$143,565.45	\$35,891.37	\$0.00	25.00%
Solvay Police Benevolent Association Inc	1	\$29,173.00	\$7,293.25	\$0.00	25.00%
South Lockport Fire Company Inc	1	\$52,334.00	\$13,084.00	\$0.00	25.00%
Southside Cyclones Football Club Inc	1	\$26,586.00	\$6,646.50	\$0.00	25.00%
Traditional Chinese Medicine World Foundation Inc	1	\$40,050.00	\$10,013.00	\$0.00	25.00%
United Way of Long Island Inc	1	\$30,325.00	\$7,581.00	\$0.00	25.00%
Village of Saugerties Police Benevolent Association	1	\$20,140.00	\$5,035.00	\$0.00	25.00%
NYST Benefit Fund Inc	1	\$560,504.87	\$139,716.95	\$0.00	24.93%
Vanished Children's Alliance	1	\$952,557.93	\$237,037.77	\$510,482.89	24.88%
Sheriff's Silver Star Association Inc	1	\$101,745.47	\$25,005.55	\$0.00	24.58%

CHARITABLE ORGANIZATION	# OF CAMPAIGNS	GROSS RECEIPTS	NET TO CHARITY	UNCOLLECTED PLEDGES	% TO CHARITY
New York State Union of Police Associations Inc	1	\$630,961.48	\$154,275.00	\$0.00	24.45%
Columbia County Correction Officers Local #3828	1	\$62,990.50	\$15,000.00	\$0.00	23.81%
Cohoes Police Officers Union Inc	1	\$42,340.00	\$10,000.00	\$0.00	23.62%
United States Police Canine Association/Region #7	1	\$322,803.83	\$74,472.70	\$0.00	23.07%
Crime Prevention Association of Western New York Inc	1	\$35,209.00	\$8,098.07	\$0.00	23.00%
Christian Research Institute Inc	1	\$256,233.15	\$57,674.80	\$0.00	22.51%
League of Conservation Voters Inc	1	\$249,273.75	\$55,616.80	\$177,694.25	22.31%
Chesapeake Bay Foundation Inc	1	\$310,882.00	\$69,124.00	\$0.00	22.23%
Bread for the World Inc	1	\$278,000.00	\$61,716.00	\$0.00	22.20%
Knights of Columbus-Monsignor Delaney Council #5983	1	\$6,010.00	\$1,315.00	\$0.00	21.88%
New York Law Enforcement Association Inc	1	\$197,031.19	\$42,317.17	\$0.00	21.48%
Cancer Recovery Foundation of America	3	\$2,329,263.40	\$499,779.50	\$778,683.13	21.46%
Children's Charity Fund Inc	3	\$66,211.50	\$13,697.30	\$0.00	20.69%
North Tonawanda Policemen Benevolent Association Inc	1	\$65,373.53	\$13,481.00	\$0.00	20.62%
Wishing Well Foundation USA Inc	1	\$358,863.27	\$73,309.13	\$0.00	20.43%
Defeat Diabetes Foundation Inc	4	\$289,148.03	\$58,714.91	\$0.00	20.31%
Watertown Police Benevolent Association	1	\$87,440.00	\$17,519.67	\$0.00	20.04%
Ulster County Correction Officers Benevolent Association	1	\$73,343.00	\$14,685.90	\$0.00	20.02%
American Association of State Troopers Inc	1	\$558,100.48	\$111,620.10	\$35,000.00	20.00%
American Foundation for Disabled Children Inc	1	\$12,337.00	\$2,467.00	\$0.00	20.00%
American Legion-Dunbar Post # 1642	1	\$8,726.00	\$1,745.00	\$0.00	20.00%
Bi-County Helpline for Abuse Against Women & Children	1	\$164,550.00	\$32,910.00	\$0.00	20.00%
Central Square Pop Warner Football Inc	1	\$23,540.00	\$4,708.00	\$0.00	20.00%
Coalition Against Breast Cancer Inc	1	\$716,455.00	\$143,291.00	\$0.00	20.00%

CHARITABLE ORGANIZATION	# OF CAMPAIGNS	GROSS RECEIPTS	NET TO CHARITY	UNCOLLECTED PLEDGES	% TO CHARITY
Disabled Veterans of America Inc-PFC Salvatore J Armato	1	\$1,308.75	\$261.75	\$0.00	20.00%
East End Detachment Marine Corps League Inc	1	\$34,505.00	\$6,901.00	\$0.00	20.00%
Green Acres of Rochester NY Inc	1	\$184,486.00	\$36,897.00	\$0.00	20.00%
Hope Cancer Fund	1	\$4,365.00	\$873.00	\$0.00	20.00%
Manor Park Seniors Ltd	1	\$30,501.00	\$6,100.00	\$0.00	20.00%
Middletown Fire Police	1	\$57,604.22	\$11,520.84	\$0.00	20.00%
Nassau County Council Veterans of Foreign Wars of the United States Inc	1	\$181,006.00	\$36,201.00	\$0.00	20.00%
Niagara County Deputy Sheriffs Association Inc	1	\$167,707.80	\$33,541.56	\$0.00	20.00%
Our American Veterans Inc	1	\$5,696.00	\$1,139.20	\$0.00	20.00%
Parents of Retarded Children Camp Fund Inc	1	\$283,858.00	\$56,772.00	\$0.00	20.00%
Perry F Barrett Police Club	1	\$44,400.00	\$8,880.00	\$0.00	20.00%
Police Conference of New York Inc	1	\$590,791.00	\$118,158.20	\$1,137,985.00	20.00%
Southwest Rochester Kiwanis Foundation Inc	1	\$10,775.00	\$2,155.00	\$0.00	20.00%
Suffolk County Council Veterans of Foreign Wars of the United States Inc	1	\$171,489.00	\$34,298.00	\$0.00	20.00%
Suffolk County Detachment Marine Corps League	1	\$207,082.00	\$41,416.00	\$0.00	20.00%
Suffolk County Veteran Halfway House Project Inc	1	\$24,377.00	\$4,875.40	\$0.00	20.00%
Ulster County Volunteer Firemen's Association	1	\$76,375.50	\$15,275.10	\$0.00	20.00%
Vietnam Veterans of America-Chapter #11 Suffolk NY Inc	1	\$107,439.50	\$21,487.90	\$0.00	20.00%
Orange County K-9 Association Inc	1	\$88,512.69	\$17,663.44	\$0.00	19.96%
Ulster County Sheriff's Employees Association	1	\$84,371.00	\$16,831.70	\$0.00	19.95%
Dutchess County Correction Officers Benevolent Association	1	\$115,480.10	\$22,996.02	\$0.00	19.91%
Empire State Association of the Deaf Inc	1	\$34,382.00	\$6,773.60	\$31,658.00	19.70%
Stop the Violence Inc	1	\$88,350.00	\$17,375.00	\$0.00	19.67%

CHARITABLE ORGANIZATION	# OF CAMPAIGNS	GROSS RECEIPTS	NET TO CHARITY	UNCOLLECTED PLEDGES	% TO CHARITY
VietNow National Headquarters	4	\$453,639.24	\$89,011.61	\$85,185.00	19.62%
Phillips Collection	1	\$65,839.00	\$12,788.00	\$0.00	19.42%
International Center of Photography	1	\$3,545.00	\$686.09	\$0.00	19.35%
American Civil Liberties Union	3	\$2,527,671.00	\$484,127.73	\$2,698,907.00	19.15%
New York State Association of PBA's Inc	3	\$953,709.42	\$181,199.88	\$17,765.00	19.00%
Potsdam Police Protective Association	1	\$35,768.00	\$6,438.24	\$0.00	18.00%
Farm Sanctuary Inc	1	\$37,613.08	\$6,684.58	\$16,885.92	17.77%
International Union of Police Associations AFL-CIO	2	\$3,492,674.88	\$620,000.00	\$0.00	17.75%
Promenade Nationale Corporation	1	\$101,144.00	\$17,906.19	\$32,114.00	17.70%
Fraternal Order of Police Empire State Lodge Inc	1	\$258,566.00	\$44,940.00	\$0.00	17.38%
Village of Fishkill Police Benevolent Association	1	\$56,929.63	\$9,759.58	\$0.00	17.14%
America's Athletes with Disabilities Inc	2	\$551,900.00	\$94,551.68	\$31,030.00	17.13%
Epilepsy Foundation of America	1	\$151,130.28	\$25,793.09	\$0.00	17.07%
Religious Coalition for Reproductive Choice Inc	1	\$68,322.00	\$11,641.00	\$0.00	17.04%
Haverstraw Police Athletic League Inc	1	\$122,162.50	\$20,783.02	\$0.00	17.01%
Fishkill Police Cadets Boy Scouts of America Post EP-49	1	\$29,136.00	\$4,953.12	\$0.00	17.00%
Hughsonville Fire Company	1	\$52,290.00	\$8,889.30	\$0.00	17.00%
New York State Deputies Association Inc	1	\$372,156.42	\$63,266.59	\$0.00	17.00%
Heart Support of America Inc	1	\$442,259.78	\$71,984.25	\$284,984.72	16.28%
New York Police Chief's Benevolent Association Inc	1	\$1,098,234.83	\$175,717.57	\$0.00	16.00%
B'nai B'rith	1	\$84,636.00	\$13,305.76	\$67,234.00	15.72%
International Campaign for Tibet	1	\$170,242.00	\$25,952.76	\$42,613.00	15.24%
Uniformed Professional Fire Fighters Association Tonawanda NY	1	\$37,961.00	\$5,728.97	\$0.00	15.09%
Department of New York Veterans of Foreign Wars of the United States Inc	2	\$816,617.83	\$122,493.07	\$0.00	15.00%

CHARITABLE ORGANIZATION	# OF CAMPAIGNS	GROSS RECEIPTS	NET TO CHARITY	UNCOLLECTED PLEDGES	% TO CHARITY
Empire State American Legion Convention Committee Inc	1	\$427,547.00	\$64,132.00	\$0.00	15.00%
Fire Victims Charitable Foundation Inc	1	\$219,883.11	\$32,982.42	\$0.00	15.00%
National Narcotic Officers Associations Coalition	1	\$345,113.96	\$51,767.09	\$0.00	15.00%
National Police Defense Foundation Inc	1	\$232,111.68	\$34,816.76	\$0.00	15.00%
New York Organization of Narcotics Enforcers Inc	1	\$188,760.00	\$28,314.00	\$0.00	15.00%
New York State Jaycees Inc	1	\$177,429.00	\$26,614.00	\$0.00	15.00%
Reach Our Children Inc	1	\$25,388.00	\$3,808.20	\$0.00	15.00%
Reserve Police Officers Association	1	\$115,134.00	\$17,270.00	\$0.00	15.00%
Retired Police Association of the State of New York Inc	1	\$16,311.00	\$2,446.65	\$0.00	15.00%
Self Help for Hard of Hearing People Western NY Chapter	1	\$5,168.00	\$775.00	\$0.00	15.00%
Voice for the Children Inc	1	\$97,044.00	\$14,557.00	\$0.00	15.00%
Childrens Leukemia Research Association Inc	1	\$1,307,589.00	\$192,721.80	\$1,164,518.52	14.74%
Junior Police Academy	1	\$22,892.00	\$3,329.55	\$785.00	14.54%
Save the Children Federation Inc	2	\$155,011.01	\$22,217.87	\$12,998.00	14.33%
Environmental Defense Action Fund	1	\$12,042.00	\$1,555.00	\$0.00	12.91%
Police Protective Fund	2	\$55,456.28	\$7,119.48	\$260.00	12.84%
American Breast Cancer Foundation Inc	5	\$449,441.66	\$56,639.42	\$1,411,530.50	12.60%
National Veterans Services Fund Inc	1	\$375,820.17	\$47,141.46	\$46,169.33	12.54%
Big Flats Masonic Lodge #378	1	\$8,080.00	\$1,000.00	\$2,660.00	12.38%
Project Cure Inc	1	\$705,934.83	\$86,456.41	\$74,868.17	12.25%
Roger Wyburn-Mason & Jack M Blount Foundation for Eradication of Rheumatoid Disease Inc	1	\$178,036.22	\$21,768.02	\$92,204.78	12.23%
Kids Wish Network Inc	1	\$512,764.00	\$61,532.00	\$1,048,993.00	12.00%
American Veteran Relief Foundation	2	\$43,939.00	\$5,252.37	\$0.00	11.95%
Operation Lookout National Center for Missing Youth	2	\$707,023.20	\$83,809.58	\$299,855.00	11.85%

CHARITABLE ORGANIZATION	# OF CAMPAIGNS	GROSS RECEIPTS	NET TO CHARITY	UNCOLLECTED PLEDGES	% TO CHARITY
Cancer Fund of America Inc	3	\$1,291,677.42	\$148,673.01	\$133,442.58	11.51%
National Cancer Coalition Inc	2	\$797,461.68	\$88,518.78	\$507,163.00	11.10%
Committee for Missing Children Inc	1	\$2,336,370.98	\$253,637.09	\$1,998,072.00	10.86%
Heritage Foundation Inc (DC)	1	\$690,424.00	\$74,528.00	\$0.00	10.79%
National Foundation to Prevent Child Sexual Abuse Inc	1	\$144,326.00	\$15,319.00	\$21,708.00	10.61%
Civil War Preservation Trust	1	\$74,738.91	\$7,921.05	\$62,880.09	10.60%
Cancer Center for Detection and Prevention	1	\$698,068.07	\$70,701.16	\$305,006.93	10.13%
Association for Disabled Firefighters Inc	1	\$298,901.00	\$29,890.10	\$0.00	10.00%
Caring For Our Children Foundation	1	\$447,648.68	\$44,764.88	\$0.00	10.00%
Coalition of Police and Sheriffs Inc	2	\$599,497.63	\$59,949.97	\$0.00	10.00%
Disabled Firefighters Fund	2	\$1,010,569.56	\$101,056.56	\$0.00	10.00%
Long Island Responds	1	\$257,890.00	\$25,789.00	\$0.00	10.00%
Association for Firefighters and Paramedics Inc	3	\$293,276.61	\$27,250.09	\$0.00	9.29%
Alliance for Retired Americans	1	\$14,832.00	\$1,186.00	\$0.00	8.00%
Sojourners	1	\$43,762.15	\$3,191.39	\$0.00	7.29%
Humane Society of the United States Inc	1	\$1,562,814.00	\$113,686.00	\$0.00	7.27%
People for the Ethical Treatment of Animals Inc	2	\$379,932.84	\$23,517.01	\$116,571.16	6.19%
Rails-to-Trails Conservancy	1	\$35,568.00	\$2,102.63	\$12,070.00	5.91%
Fund for Animals Inc	1	\$32,020.00	\$1,374.00	\$0.00	4.29%
Foundation for National Progress	1	\$187,635.00	\$7,966.83	\$229,370.00	4.25%
New York AMVETS Inc	1	\$727,628.71	\$20,000.00	\$0.00	2.75%
North Shore Animal League America Inc	2	\$423,085.74	\$11,066.10	\$0.00	2.62%
American Association of University Women Inc	1	\$169,307.00	\$3,099.00	\$0.00	1.83%
National Center for Freedom & Renewal Inc	1	\$113,569.78	\$939.21	\$0.00	0.83%
Easter Seals Inc	1	\$423,000.00	\$297.17	\$0.00	0.07%

CHARITABLE ORGANIZATION	# OF CAMPAIGNS	GROSS RECEIPTS	NET TO CHARITY	UNCOLLECTED PLEDGES	% TO CHARITY
American Kidney Fund Inc	1	\$1,200.00	\$0.00	\$0.00	0.00%
Metropolitan New York Coordinating Council on Jewish Poverty	1	\$1,359.00	\$0.00	\$2,777.00	0.00%
National Wildlife Federation	2	\$1,038,077.00	(\$22,211.00)	\$667,322.00	-2.14%
Hispanic Scholarship Fund	1	\$12,616.00	(\$309.00)	\$0.00	-2.45%
Population Connection	1	\$19,262.00	(\$1,700.00)	\$0.00	-8.83%
Western Pennsylvania Conservancy	1	\$50,506.50	(\$4,824.00)	\$0.00	-9.55%
Trust for Public Land	1	\$23,654.00	(\$2,984.85)	\$8,730.00	-12.62%
Defenders of Wildlife Inc	1	\$635,730.50	(\$105,690.69)	\$94,707.00	-16.63%
Wildlife Trust Inc	1	\$1,750.00	(\$300.27)	\$305.00	-17.16%
International Fund for Animal Welfare Inc	1	\$104,507.00	(\$32,048.00)	\$0.00	-30.67%
American Farmland Trust	1	\$7,667.00	(\$2,903.00)	\$0.00	-37.86%
Public Citizen Inc	1	\$140,806.00	(\$92,123.14)	\$147,256.00	-65.43%
Trout Unlimited Inc	1	\$32,071.00	(\$21,082.00)	\$0.00	-65.74%
Lincoln Center for the Performing Arts Inc	1	\$886.00	(\$4,437.00)	\$0.00	-500.79%
TOTALS	556	\$185,493,781.99	\$76,273,328.43	\$42,246,266.80	41.12%

TABLE 6
Total Retained by Charity -
Aggregated By
Professional Fund Raiser
2006 Telemarketing Campaigns

PROFESSIONAL FUND RAISER	# OF CAMPAIGNS	GROSS RECEIPTS	NET TO CHARITY	UNCOLLECTED PLEDGES	% TO CHARITY
IDC Ltd	2	\$1,187,584.76	\$1,019,041.23	\$0.00	85.81%
SD&A Teleservices Inc	6	\$4,731,106.00	\$3,221,691.00	\$653,057.50	68.10%
Treasure State Development Corporation	1	\$51,469.00	\$34,484.23	\$0.00	67.00%
IDT Contact Services Inc	5	\$142,649.00	\$94,608.00	\$117,587.00	66.32%
DCM Inc	15	\$6,234,370.85	\$3,975,932.34	\$301,768.65	63.77%
EARTHtel Inc	1	\$743,831.00	\$458,857.45	\$0.00	61.69%
Infocision Management Corporation	22	\$23,042,939.62	\$14,065,572.39	\$0.00	61.04%
Harris Direct	6	\$2,570,018.25	\$1,556,628.93	\$920,287.75	60.57%
Phone Bank Systems Inc	4	\$480,922.05	\$281,084.22	\$77,951.34	58.45%
RuffaloCODY LLC	1	\$237,414.00	\$133,844.05	\$74,869.00	56.38%
Telecomp Inc	3	\$1,660,926.51	\$931,043.58	\$713,250.13	56.06%
ComNet Marketing Group Inc	11	\$284,309.14	\$158,275.97	\$12,447.00	55.67%
Lester Inc	6	\$737,563.68	\$408,800.68	\$286,995.42	55.43%
MJM & Associates Inc	2	\$41,280.00	\$22,756.15	\$21,665.00	55.13%
Sage Group LLC (The)	1	\$475,201.00	\$254,838.00	\$151,048.00	53.63%
Capital District Callers Inc	8	\$693,200.00	\$369,446.11	\$0.00	53.30%
Niagara Frontier Advertising Associates Inc	4	\$93,523.12	\$46,850.00	\$0.00	50.09%
Vee Concepts of New York Inc	2	\$80,810.00	\$40,124.00	\$0.00	49.65%
Telefund Inc	20	\$11,505,369.68	\$5,702,415.04	\$7,741,273.79	49.56%
Phoenix Resource Group Inc	3	\$579,431.50	\$286,916.69	\$263,563.00	49.52%
Aria Communications Corporation	4	\$357,710.22	\$171,381.17	\$145,463.28	47.91%
MDS Communications Corporation	15	\$8,739,458.00	\$4,154,828.00	\$4,308,669.00	47.54%
Outreach Associates Inc	25	\$8,094,979.36	\$3,800,618.00	\$0.00	46.95%

DATA OBTAINED FROM INTERIM AND CLOSING STATEMENTS FILED BY PROFESSIONAL FUND RAISERS

PROFESSIONAL FUND RAISER	# OF CAMPAIGNS	GROSS RECEIPTS	NET TO CHARITY	UNCOLLECTED PLEDGES	% TO CHARITY
Northeastern Advertising (Morgan, William J)	11	\$379,268.00	\$174,666.75	\$0.00	46.05%
Share Group Inc	46	\$16,418,856.13	\$6,914,967.89	\$0.00	42.12%
Nordel Publishing Inc	4	\$181,251.00	\$75,275.89	\$0.00	41.53%
Donor Services Group LLC	10	\$7,731,718.86	\$3,085,841.90	\$3,400,305.14	39.91%
Heritage Company Inc (The)	10	\$24,179,295.79	\$9,648,395.43	\$7,650,504.40	39.90%
Event Marketing (Narde, James E)	19	\$905,489.50	\$355,300.58	\$0.00	39.24%
D & D Telemarketing Inc	3	\$329,155.00	\$127,571.05	\$0.00	38.76%
Tan Productions Inc	14	\$889,747.50	\$344,778.05	\$0.00	38.75%
Community Services Inc	3	\$175,329.00	\$66,862.14	\$0.00	38.14%
JNK Enterprises Inc	3	\$266,245.00	\$100,646.80	\$0.00	37.80%
Public Interest Communications Inc	22	\$4,481,530.23	\$1,648,440.78	\$977,470.87	36.78%
Tele-Response Center Inc	4	\$5,745,592.97	\$2,107,439.15	\$0.00	36.68%
Civic Partners (Warburton, Donald)	2	\$143,753.00	\$52,500.00	\$0.00	36.52%
Badge Publications (Littlejohn, James N)	2	\$75,192.00	\$26,317.20	\$0.00	35.00%
National Benefit Company	4	\$237,516.00	\$83,130.60	\$0.00	35.00%
Factor Direct Ltd	10	\$4,710,056.00	\$1,597,486.00	\$1,452,722.00	33.92%
S & M Enterprises Inc	9	\$369,045.00	\$123,014.25	\$9,700.00	33.33%
Integral Resources Inc	3	\$678,878.24	\$222,000.00	\$425,806.19	32.70%
TCB Enterprises Inc	6	\$604,449.50	\$188,795.95	\$1,045.00	31.23%
Suffolk Productions Inc	8	\$1,039,345.00	\$316,786.00	\$0.00	30.48%
Mako Enterprises (Grimm, Robert)	2	\$42,934.00	\$13,013.00	\$0.00	30.31%
Spotlight Music Productions Inc	10	\$407,180.00	\$123,237.00	\$6,255.00	30.27%
Mac Communications (MacDonald, John T)	1	\$170,275.87	\$51,303.49	\$17,765.00	30.13%

DATA OBTAINED FROM INTERIM AND CLOSING STATEMENTS FILED BY PROFESSIONAL FUND RAISERS

PROFESSIONAL FUND RAISER	# OF CAMPAIGNS	GROSS RECEIPTS	NET TO CHARITY	UNCOLLECTED PLEDGES	% TO CHARITY
Campaign Headquarters Inc	3	\$241,658.50	\$72,588.08	\$0.00	30.04%
Starlet Music Productions (Corbett, Herbert)	2	\$121,295.00	\$36,207.50	\$0.00	29.85%
Municipal Marketing (Forsyth, David)	9	\$522,468.00	\$152,764.36	\$0.00	29.24%
DialAmerica Marketing Inc	1	\$2,197,545.00	\$634,195.00	\$1,310,259.00	28.86%
Cunningham & Moore Inc	2	\$278,257.39	\$75,226.25	\$0.00	27.03%
Gotham Productions Inc	12	\$815,264.22	\$219,056.10	\$0.00	26.87%
Caring People Enterprises Inc	13	\$857,200.36	\$228,956.72	\$0.00	26.71%
Island Marketing Concepts Inc	4	\$355,055.00	\$93,629.65	\$0.00	26.37%
Gordon & Schwenkmeyer Inc	6	\$1,049,298.97	\$276,136.34	\$0.00	26.32%
Trooper Publishing Inc	1	\$560,504.87	\$139,716.95	\$0.00	24.93%
Royalty Services Inc	6	\$357,961.00	\$85,967.02	\$0.00	24.02%
All Star Productions (Messmore, Barbara)	3	\$22,856.00	\$5,179.70	\$0.00	22.66%
A. D. P. Publications Inc	1	\$112,224.00	\$25,250.40	\$0.00	22.50%
Stage Door Music Productions Inc	26	\$2,481,530.27	\$535,714.12	\$0.00	21.59%
Campaign Center Inc (The	13	\$1,977,138.75	\$418,015.25	\$0.00	21.14%
J.E.K. Marketing Inc	1	\$358,863.27	\$73,309.13	\$0.00	20.43%
Reese Teleservices Inc	3	\$2,090,403.00	\$426,251.00	\$3,190,394.00	20.39%
Gelmar Ltd	1	\$4,365.00	\$873.00	\$0.00	20.00%
Safety Publications Inc	2	\$886,918.72	\$177,383.75	\$83,000.00	20.00%
Standard Call (The) (Sandone, Michael A)	2	\$16,911.00	\$3,290.37	\$0.00	19.46%
LAS LLC	2	\$3,492,674.88	\$620,000.00	\$0.00	17.75%
Marketing Squad Inc	15	\$2,051,566.00	\$362,470.00	\$0.00	17.67%
Contract Communications Inc	4	\$3,350,355.00	\$591,340.00	\$1,030,510.00	17.65%

DATA OBTAINED FROM INTERIM AND CLOSING STATEMENTS FILED BY PROFESSIONAL FUND RAISERS

PROFESSIONAL FUND RAISER	# OF CAMPAIGNS	GROSS RECEIPTS	NET TO CHARITY	UNCOLLECTED PLEDGES	% TO CHARITY
Bristol Marketing Associates Inc	1	\$48,265.66	\$8,497.94	\$83,899.50	17.61%
ABC Productions (Cowan, Christopher & Pitt, Terry)	1	\$18,151.00	\$2,904.16	\$0.00	16.00%
Barry E Schmoyer & Associates Inc	2	\$52,195.00	\$8,076.80	\$95,950.00	15.47%
Mure Associates Inc	4	\$554,256.50	\$85,062.30	\$0.00	15.35%
Midwest Publishing-DN Inc	6	\$2,154,786.84	\$320,660.03	\$0.00	14.88%
New Liberty Promotions Inc	4	\$1,723,212.20	\$255,961.94	\$0.00	14.85%
Xentel Inc	10	\$7,406,096.69	\$1,057,191.56	\$5,613,027.33	14.27%
Civic Development Group LLC	2	\$998,759.00	\$136,539.00	\$0.00	13.67%
Data Communications Inc	3	\$91,339.28	\$11,450.04	\$0.00	12.54%
Theodore Productions Inc	1	\$8,080.00	\$1,000.00	\$2,660.00	12.38%
Allan C Hill Productions Inc	1	\$31,135.00	\$3,736.20	\$9,202.00	12.00%
Bee LC	6	\$2,924,163.49	\$351,009.31	\$877,911.51	12.00%
S & E Marketing Ltd	6	\$1,940,646.19	\$194,064.63	\$0.00	10.00%
Univision Marketing Group Inc	4	\$412,210.61	(\$54,153.30)	\$217,984.00	-13.14%
TOTALS	556	\$185,493,781.99	\$76,273,328.43	\$42,246,266.80	41.12%

DATA OBTAINED FROM INTERIM AND CLOSING STATEMENTS FILED BY PROFESSIONAL FUND RAISERS

TABLE 7
Professional Fund Raisers-
Contact Information
2006 Telemarketing Campaigns

PROFESSIONAL FUND RAISER	ADDRESS	CITY	STATE	ZIP	TELEPHONE #	CONTACT PERSON
A. D. P. Publications Inc	2024 West Henrietta Road Building #4	Rochester	NY	14623	(585) 272-7232	Mr. Donald Stahl
ABC Productions (Cowan, Christopher & Pitt, Terry)	107 State Street	Schenectady	NY	12305	(518) 831-9259	Mr. Christopher Cowan
All Star Productions (Messmore, Barbara)	1102 Keyes Avenue	Schenectady	NY	12309	(518) 393-2006	Ms. Barbara Messmore
Allan C Hill Productions Inc	2121 Michelle Drive	Sarasota	FL	34231	(941) 923-4758	Mr. Allan Hill
Aria Communications Corporation	717 West St Germain Street	St. Cloud	MN	56301	(320) 259-5206	Ms. Camille A. Zumwalde
Badge Publications (Littlejohn, James N)	15 Tracy Street	Massena	NY	13662	(315) 764-1224	Mr. James Littlejohn
Barry E Schmoyer & Associates Inc	1747 Independence Boulevard, Unit E8	Sarasota	FL	34234	(941) 953-4447	Mr. Barry E. Schmoyer
Bee LC	6849 Old Dominion Drive, Suite 315	McLean	VA	22101	(703) 761-0774	Mr. Reggie Gwira
Bristol Marketing Associates Inc	8051 N.Tamiami Trail, Box 2	Sarasota	FL	34243	(941) 365-1655	Mr. Leonard Schmoyer
Campaign Center Inc (The)	189 South Wellwood Avenue, Suite B	Lindenhurst	NY	11757	(631) 226-5200	Mr. Garrett Morgan
Campaign Headquarters Inc	319 Wheatfield Street	North Tonawanda	NY	14120	(716) 694-1251	Mr. Michael Ryan
Capital District Callers Inc	395 Saratoga Road	Scotia	NY	12302	(518) 372-3645	Mr. Paul Zeissler
Caring People Enterprises Inc	1899 Dewey Avenue	Rochester	NY	14615	(585) 663-6350	Ms. Denise T. Wittmer
Civic Development Group LLC	425 Raritan Center Parkway	Edison	NJ	08837	(732) 512-9800	Mr. David Alan Keezer
Civic Partners (Warburton, Donald)	277 State Street, Suite 210	Schenectady	NY	12305	(518) 372-7550	Mr. Donald Warburton
Community Services Inc	25 Gale Court	Torrington	CT	06790	(860) 496-5000	Ms. Lisa Toughlian
ComNet Marketing Group Inc	1214 Stowe Avenue	Medford	OR	97501	(541) 734-2565	Mr. Bruce G. Hough
Contract Communications Inc	3630 South Plaza Trail	Virginia Beach	VA	23452	(757) 486-7400	Mr. James P. Wootton
Cunningham & Moore Inc	13601 Preston Road, Suite 1045 East	Dallas	TX	75240	(972) 702-8600	Mr. Bill Cunningham
D & D Telemarketing Inc	841 Portion Road, Suite E	Ronkonkoma	NY	11779	(631) 737-5760	Ms. Dorothy Urbanski
Data Communications Inc	4751 Rt 42 South, Suite B	Turnersville	NJ	08012	(856) 629-1500	Mr. Damian Muziani
DCM Inc	45 Main Street, Suite 816	Brooklyn	NY	11201	(718) 488-5577	Mr. Eric Nelson
DialAmerica Marketing Inc	960 Macarthur Boulevard	Mahwah	NJ	07495	(201) 327-0200	Ms. Noreen Kaminski

PROFESSIONAL FUND RAISER	ADDRESS	CITY	STATE	ZIP	TELEPHONE #	CONTACT PERSON
Donor Services Group LLC	11500 Olympic Boulevard, Suite 540	Los Angeles	CA	90064	(310) 788-9000	Mr. Thomas Siegel
EARTHtel Inc	2030 Franklin Street	Oakland	CA	94612	(510) 645-1810	Mr. Norris Mottley
Event Marketing (Narde, James E)	156 Lilac Drive	Horseheads	NY	14845	(607) 796-2457	Mr. James Edward Narde
Facter Direct Ltd	11500 West Olympic Boulevard, Suite 540	Los Angeles	CA	90064	(310) 788-9000	Mr. Thomas Siegel
Gelmar Ltd	77 7 th Avenue	New York	NY	10011	(561) 504-8769	Ms. Roni Gelman
Gordon & Schwenkmeyer Inc	300 North Sepulveda Boulevard, Suite 2050	El Segundo	CA	90245	(310) 615-2308	Ms. Jennifer LaCroix
Gotham Productions Inc	1191 Rt 9W, Suite C5	Marboro	NY	12542	(845) 236-4600	Mr. Steven Palmer
Harris Direct	6800 Owensmouth Avenue, Suite 200	Canoga Park	CA	91303	(818) 222-3470	Mr. James Harris
Heritage Company Inc (The)	2402 Wildwood Avenue, Suite 500	Sherwood	AR	72120	(501) 835-5000	Mr. John C. Braune
IDC Ltd	2500 Paseo Verde Parkway	Henderson	NV	89074	(702) 450-1000	Mr. L. Gregg Carlson
IDT Contact Services Inc	520 Broad Street	Newark	NJ	07102	(973) 438-2675	Mr. James Rowland
Infocision Management Corporation	325 Springside Drive	Akron	OH	44333	(330) 668-1400	Ms. Kathleen M. Gadd
Integral Resources Inc	1972 Massachusetts Avenue	Cambridge	MA	02140	(617) 492-4474	Mr. David McGinness
Island Marketing Concepts Inc	2938 Hempstead Turnpike, Suite 101	Levittown	NY	11756	(516) 520-5100	Mr. David Kleinman
J.E.K. Marketing Inc	115 Taft Crescent	Centerport	NY	11721	(631) 424-0615	Mr. John Kuenzler
JNK Enterprises Inc	300 Hamilton Avenue, Suite 414	White Plains	NY	10601	(914) 448-9400	Mr. Joseph Taglia
LAS LLC	4200 Wisconsin Avenue, Suite 106-115	Washington	DC	20016	(202) 393-0220	Mr. Dean Kuzminski
Lester Inc	19 Business Park Drive	Branford	CT	06405	(203) 488-5265	Ms. Rita Quick
Mac Communications (MacDonald, John T)	253 Blue Hill Road	Hopewell Jct	NY	12533	(845) 227-5251	Mr. John MacDonald
Mako Enterprises (Grimm, Robert)	P O Box 1560	Monticello	NY	12701	(845) 791-8021	Mr. Robert Grimm
Marketing Squad Inc	1166 Brooks Avenue	Rochester	NY	14624	(585) 340-5902	Mr. Scott Dean
MDS Communications Corporation	545 West Juanita Avenue	Mesa	AZ	85210	(480) 752-8140	Mr. Jonathan D. Mount Jr.
Midwest Publishing-DN Inc	19900 West 9 Mile Road #208	Southfield	MI	48075	(602) 943-1244	Ms. Leann Coakley
MJM & Associates Inc	4241 11 th Avenue NE	Seattle	WA	98105	(206) 545-8800	Mr. Mardell Moore

DATA OBTAINED FROM REGISTRATION STATEMENTS FILED BY PROFESSIONAL FUND RAISERS

PROFESSIONAL FUND RAISER	ADDRESS	CITY	STATE	ZIP	TELEPHONE #	CONTACT PERSON
Municipal Marketing (Forsyth, David)	5620 Business Avenue, Suite H-8	Cicero	NY	13039	(315) 458-7231	Mr. David Forsyth
Mure Associates Inc	1919 Middle Country Road, Suite 301	Centereach	NY	11720	(631) 585-5030	Ms. Lillian Kleppe
National Benefit Company	18 Cliff Street	Waterbury	CT	06710	(203) 574-0135	Ms. Gail R. Zotto
New Liberty Promotions Inc	522 Brick Boulevard	Brick	NJ	08723	(732) 477-5500	Mr. Glenn Nowland
Niagara Frontier Advertising Associates Inc	43 Central Avenue	Lancaster	NY	14086	(716) 683-7730	Ms. Terri M. Mahon
Nordel Publishing Inc	6 Arbor Lane	Clifton Park	NY	12065	(518) 383-2506	Ms. Terry Fleisig
Northeastern Advertising (Morgan, William J)	215 Hickory Drive	Athens	PA	18810	(570) 731-4160	Mr. William Morgan
Outreach Associates Inc	2100 Wharton Street, Birmingham Towers	Pittsburgh	PA	15203	(412) 381-2300	Mr. David Holladay
Phoenix Resource Group Inc	219 N. Milwaukee Street	Milwaukee	WI	53202	(414) 276-9333	Ms. Susan Bennett
Phone Bank Systems Inc	4990 Northwind Drive, #235	East Lansing	MI	48823	(517) 332-1500	Ms. Sarah Shaw
Public Interest Communications Inc	7700 Leesburg Pike, Suite 301 North	Falls Church	VA	22043	(703) 847-8300	Mr. Dale Chesler
Reese Teleservices Inc	925 Penn Avenue	Pittsburgh	PA	15222	(412) 355-0800	Mr. Donald Peterson
Royalty Services Inc	5 Collins Drive	Queensbury	NY	12804	(518) 793-2800	Mr. Anthony Poulos
RuffaloCODY LLC	65 Kirkwood North Road, S.W.	Cedar Rapids	IA	52404	(319) 362-7483	Mr. Duane J. Jasper
S & E Marketing Ltd	861 Chelsea Terrace	Union	NJ	07083	(908) 964-4911	Mr. Robert Raskin
S & M Enterprises Inc	88 Carver Street	Waterbury	CT	06708	(203) 910-5281	Mr. Carmen J. Mallamaci
Safety Publications Inc	1360 Landmeier Road	Elk Grove	IL	60007	(224) 366-1900	Mr. Art Olivera
Sage Group LLC (The)	6825 Chelsea Road	McLean	VA	22101	(703) 624-8315	Ms. Soraya Radwan
SD&A Teleservices Inc	101 Continental Boulevard, Suite 400	El Segundo	CA	90245	(310) 760-0770	Mr. Paul S. Papich
Share Group Inc	99 Dover Street	Somerville	MA	02144	(617) 629-4500	Mr. Howard Cloth
Spotlight Music Productions Inc	820 Hamilton Avenue	Waterbury	CT	06706	(203) 574-4108	Mr. James Gravel
Stage Door Music Productions Inc	567 Watertown Avenue	Waterbury	CT	06708	(203) 575-0766	Mr. Robert J. Donato
Standard Call (The) (Sandone, Michael A)	87 Glenhurst Road	Tonawanda	NY	14150	(716) 834-5087	Mr. Michael A. Sandone
Starlet Music Productions (Corbett, Herbert)	125 Summit Road	Prospect	CT	06712	(203) 778-6866	Mr. Herbert J. Corbett

DATA OBTAINED FROM REGISTRATION STATEMENTS FILED BY PROFESSIONAL FUND RAISERS

PROFESSIONAL FUND RAISER	ADDRESS	CITY	STATE	ZIP	TELEPHONE #	CONTACT PERSON
Suffolk Productions Inc	1732 Great Neck Road	Copiague	NY	11726	(631) 789-8900	Ms. Deborah Cromarty-Hallahan
Tan Productions Inc	2468 North Jerusalem Road	N. Bellmore	NY	11710	(516) 679-2200	Mr. Robert Thomas
TCB Enterprises Inc	685 East 187th Street, Suite 204	Bronx	NY	10458	(718) 584-8103	Mr. Stephen DeCoro
Tele-Response Center Inc	9350 Ashton Road, Suite 202	Philadelphia	PA	19114	(215) 333-5900	Ms. Jennifer Lyons
Telecomp Inc	3375 Brighton Henrietta Townline Road	Rochester	NY	14623	(585) 272-1160	Ms. Stephanie Tripp
Telefund Inc	59 Temple Place, Suite 402	Boston	MA	02111	(617) 482-6882	Mr. Hyam Kramer
Theodore Productions Inc	1325 N. West Street	Carlisle	PA	17013	(717) 254-1286	Ms. Kimberly Hill
Treasure State Development Corporation	#10 Microwave Hill Road	Montana City	MT	59634	(406) 449-0414	Ms. Pam Dziekonski
Trooper Publishing Inc	505 Palmer Avenue	Falmouth	MA	02540	(508) 540-5051	Ms. Andrea Bennett
Univision Marketing Group Inc	6 Lansing Square, Suite 100	Toronto	Ontario	M2J 1T5	(416) 335-9800	Mr. Steve Hubley
Vee Concepts of New York Inc	270 West 17 th Street	Elmira Heights	NY	14903	(607) 795-5211	Mr. Todd Van Houten
Xentel Inc	101 N.E. 3 rd Avenue, Suite 203	Ft Lauderdale	FL	33301	(954) 522-5200	Ms. Donna M. Wagoner

DATA OBTAINED FROM REGISTRATION STATEMENTS FILED BY PROFESSIONAL FUND RAISERS